目录 CONTENTS

Welcome to TRANSMISSION UIB Chain Excellent components

公司介绍 Company Introduction 4

行业应用 Industry Application 6

第一部分 精密链条 Precision Chains

高效的生产技术 Efficient Production Technology 10

链条特点 Chain Advantages 12

输送链 Conveyor Chains

普通标准输送链条 Standard Conveyor Chains

A 系列直板输送链条 Straight Side Plate Conveyor Chains (A Series) 14

B 系列直板输送链条 Straight Side Plate Conveyor Chains (B Series) 15

双节距输送链 Double Pitch Conveyor Chain 16

标准附件输送链 Standard Attachment Chains

短节距带附件输送链 Short pitch conveyor chain with attachment 17

双节距带附件输送链 Double Pitch Conveyor Chain With Attachment 21

双节距带中孔附件输送链 Double Pitch Conveyor Chain With Middle Hole Attachment 24

短节距带加长销轴输送链 Short Pitch Conveyor Chain With Extended Pin 25

双节距带加长销轴输送链 Double Pitch Extended Pin Conveyor Chain 26

带滚轮输送链 Conveyor Chains With Conveyor Roller

倍速链 Accumulation Chain 27

带大滚轮输送链 Conveyor Chains With Large Rollers 28

带特殊滚轮输送链 Conveyor Chains With Special Rollers 29

带顶滚轮输送链 Short Pitch Conveyor Chains With Top Rollers 30

空心销轴输送链 Hollow Pin Conveyor Chains

短节距空心销轴输送链 Short Pitch Hollow Pin Conveyor Chain 31

双节距空心销轴输送链 Double Pitch Hollow Pin Conveyor Chain 33

非标空心销轴输送链 Non-standard Hollow Pin Conveyor Chain 35

其他输送链 Other Conveyor Chains

带橡胶附件输送链 Conveyor Chains With Rubber Attachment 36

带 U 型附件输送链 Conveyor Chains With U-shaped Attachment 40

木材输送链 Lumber Conveyor Chain 42

尖齿链 Sharp Top Chain 43

转弯机链条 Turning Machine Chain 57

料线链条 Feed Conveying Chain 58

伸缩机链条 Extendable Conveyor Chain 59

口罩链 Mask Chain 60

M 系列输送链 M Series Conveyor Chains 61

M 系列带附板输送链 M Series Conveyor Chains with Attached Plate 62

MT 系列输送链 MT Series Conveyor Chains 64

MC 系列空心销轴输送链 MC Series Hollow Pin Conveyor Chains 65

FV 系列输送链 FV Series Conveyor Chains 66

FVC 系列空心销轴输送链 FVC Series Hollow Pin Conveyor Chains 67

FV 系列带附板输送链 FV Series Conveyor Chains with Attached Plate 68

FVT 系列输送链 FVT Series Conveyor Chains 70

钢制套筒链 Steel Sleeve Chain 71

焊接弯板链 Welded Curved Plate Chain 72

橡胶手套输送链 Rubber Glove Conveyor Chain 73

水泥链 Cement Chain 75

汽车生产线链条 Automobile Production Chains 77

棕榈油链 Palm Oil Chain 80

糖机链 Sugar Machine Chain 82

船舶链 Vessel Engine Chain 84

曳引链 Leaf Chains

重型板式链条 Leaf Chains (Series BL) 85

轻型板式链条 Leaf Chains (Series LL) 87

传动链 Driving Chains

普通标准滚子链条 Standard Roller Chains

A 系列短节距精密滚子链 Short Pitch Precision Roller Chains (A Series) 88

B 系列短节距精密滚子链 Short Pitch Precision Roller Chains (B Series) 92

A 系列加重型滚子链 Heavy Duty Series Roller Chains (A Series) 96

B 系列加重型滚子链 Heavy Duty Series Roller Chains (B Series) 97

双节距精密滚子链 Double Pitch Precision Roller Chains 98

高性能链条 High Performance Chains

G 系列高耐磨链条 High Wear-Resistance Chains (G Series) 99

T 系列高强度链条 High Strengthing Chains (T Series) 100

HT 系列高强度链条 High Strengthing Chains (HT Series) 101

HS 系列超强链条 Super Strengthing Chains (HS Series) 102

A 系列高疲劳链条 High Fatigue Chains (A Series) 103

B 系列高疲劳链条 High Fatigue Chains (B Series) 104

免维护链条 Maintenance Free Chains

A 系列自润滑链条 Sintered Bushing Chains (A Series) 105

B 系列自润滑链条 Sintered Bushing Chains (B Series) 106

O 型密封圈链条 O-Ring Chains 107

耐环境链条 Corrosion Resistant Chains

表面涂层链条 Surface Coating Chains 108

不锈钢链条 Stainless Steel Chains 111

侧弯链条 Side Bow Chains 113

第二部分 精密链轮 Precision Sprocket

链轮图片 Sprocket Picture 114

高效的生产技术 Efficient Production Technology 116

链轮优势 Sprocket Advantage 118

键槽和螺纹 Keyway And Thread 120

A 系列滚子链轮 Sprocket For Roller Chain-A Series 121

B 系列滚子链轮 Sprocket For Roller Chain-B Series 130

双节距链轮 Double Pitch Sprocket 153

双驱链轮 Double Drive Sprocket 161

同步带轮 Synchronous Pulley 164

第三部分 链条链轮基础知识 Basic Knowledge 166

TRANSMISSION UIB Chain Excellent components

行业应用
Industry Application

物流设备 Material Handing Equipment





汽车工业 Auto Industry





新能源行业 New Energy Industry





家电生产 Appliance Industry





木材加工 Wood Processing





棕榈油生产 Palm Oil Production





食品饮料 Food and Beverage





起重堆放 Lifting and Stacking





电子行业 Electronics Industry





立体车库 Parking System





水泥工业 Cement Industry





AGV机器人 AGV Mobile Robot





TRANSMISSION UIB Chain

行业应用
Industry Application

船舶 Vessel Chain





正时链 Timing Chain





链式智能装备 Intelligent Equipment





农机 Agriculutrual Equipment





制糖工业 Sugar Industry





吸塑机 Plastic Vacuum Forming Machine





养殖业 Breeding Industry





手套制造 Glove Making





口罩生产 Mask Production





水果分选 Fruit Sorting





钢铁工业 Iron and Steel Industry





纺织工业 Textile Industry





TRANSMISSION UIB Chain Excellent components

高效的生产技术
Efficient Production Technology

从全球引进高端链条生产和检测设备，保证了产品的高品质。同时，从产品的研发到生产，也非常关注生产工艺的优化。作为全球化运作的供应商，我们拥有优秀员工、先进技术和生产设备，确保了全球范围内批量生产的经济性、高品质和及时供货。

高效的生产方式是精密产品大批量生产的前提。生产的高效率要归功于的专有技术，公司在冷成形技术、锻造技术、加工和装配等方面均处于行业的一流地位。高质量和高性价比的产品是我们对客户的承诺和回馈。

 imports high-end chain production and testing equipment to ensure the high quality of the products. Meanwhile, from development to production, is very concerned about the process optimization. As a global supplier, has excellent staff, advanced technology and production equipment to make sure the efficiency, quality and in-time delivery of mass production globally.

Efficient production mode is the precondition of mass production for precision products. High production efficiency comes from unique proprietary technology. group is in the leading position of this industry from puching technology, forging, machining and assemlying etc.High quality and cost-effective product is our commitment and feedback to the customers.

国外进口设备 Imported Euipment



日本精密冲床
Precision Punching Machine From Japan

设备精度：
送料精度 ±0.05mm
真直度：25μm
平行度：33um
直角度：9μm
保证链板冲裁节距公差≤ 0.005mm
Feeding accuracy ±0.05mm
Straight degree: 25μm
parallelism: 33um
Straight Angle: 9μm
Guarantee blanking pitch tolerance of chain plate ≤0.005mm

设备速度： 500 次 / 分钟
Equipment speed:500times/minute



德国高精度切销机
High Precision Cutting Machine From Germany

设备亮点：
切断与倒角同时完成，无需分步加工
Cutting and chamfering completed at the same time, no need to process step by step.

设备精度：
保证销轴切断长度公差≤ 0.04mm
Ensure cut length tolerance of pin≤0.04mm

设备速度： 700 次 / 分钟
Equipment speed:700times/minute



德国高精度卷管机
High Precision Rolling Machine f rom Germany

设备亮点：
套筒卷制同时可以进行油孔制作
Bush rolling can be done at the same time with hole making

设备精度：
保证套筒外经公差≤ 0.02mm，接缝≤ 0.02mm
Ensure tolerance of outer diameter ≤ 0.02 mm
seam≤0.02mm

设备速度： 400 次 / 分钟
Equipment speed:400times/minute

材料及性能检测设备 Material and Performance Testing Equipment



三坐标测量仪
Coordinate Measuring Machine

设备作用：
精密测量链条及其系统件的外形轮廓尺寸
Equipment function:
Accurately measure contour size of chain and system parts



德国光谱分析仪
Germany Optical Spectrum Analyzer

设备作用：
检测原材料的化学成分
Equipment function:
Test the chemical composition of raw materials



日本金相显微镜
Japanese Metallographic Microscope

设备作用：
检测分析链条及其系统件的金相组织
Equipment function:
Detect and analyze the metallographic structure of chain and system parts

出厂检测设备 Factory Testing Equipment



电涡流测功机试验台架系统
Eddy Current Dynamometer Test Bench System

设备作用：
主要用于以汽油及柴油发动机性能试验、可靠性试验、排放实验及使用方自定义的研发试验
Equipment function:
Mainly used for gasoline and diesel engine performance test, reliability test, emission experiment and user defined test



噪声试验台
Noise Test Rig

设备作用：
检测链系统噪声情况
Equipment function:
Test chain system noise situation



封闭式链条耐磨试验机
Enclosed Chain Wear Testing Machine

设备作用：
检测链条耐磨性能
Equipment function:
Test chain wear resistance



综合性能试验台
Comprehensive Performance Test Platform

设备作用：
检测链条耐磨性能
Equipment function:
Test chain wear resistance



回转疲劳试验机
Rotary Fatigue Testing Machine

设备作用：
检测链条回转疲劳性能
Equipment function:
Detect the chain rotary fatigue performance

链条特点
Chain Advantages

1 O/X密封圈
O/X-ring



▲ O型圈封住润滑油出口的方式
The lubricant oil outlet is sealed by O-ring.

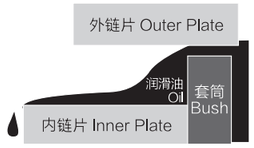

▲ 普通链条的润滑油容易溢出
The oil or the grease of the common chain is easily overflowed.



▲ X型圈封住润滑油出口的方式
The lubricant oil outlet is sealed by X-ring.

2 α处理销轴
α-PIN



3 含油套筒
Sintered Bushing

▲ 耐磨 Anti-wearing ▲ 耐高温 Anti-high tempreture ▲ 耐腐蚀 Anti-corrosion

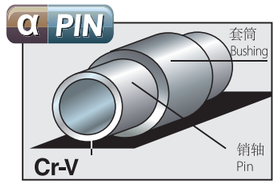

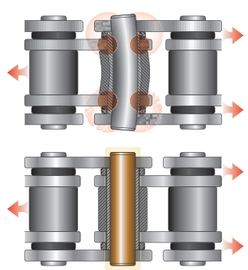

▲ 链条运行过程中，通过套筒与销轴，套筒与滚子的摩擦，在摩擦副之间形成油膜，起到自动润滑的作用。
In the running process of the chain, oil film is formed through the friction between bush and pin, bush and roller, which plays the role of automatic lubrication.

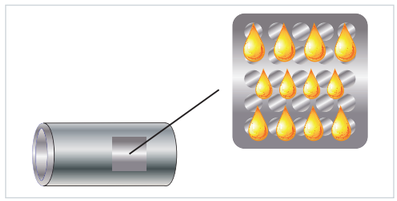

4 强力预拉
Strong Pre-tensioning

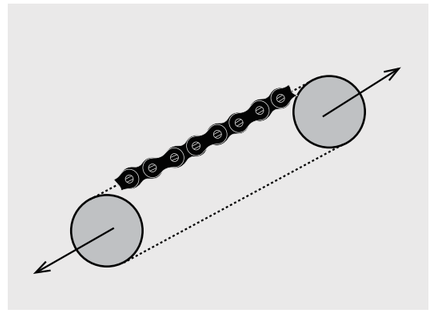

强力预拉是对装配好的整条链条施加约 2/3Q(Q 为链条的极限拉伸载荷 ）预拉载荷，使链板孔边缘产生残余压应力。当链条工作受到拉力作用后，残余压应力抵消掉部分拉应力，使得链板的最大应力下降，从而提高链板的疲劳强度。

The chain is strongly pre-tensioned before sell. It can reduce the initial elongation and improve anti-fatigue strength.

5 抛丸处理
Shot Blasting

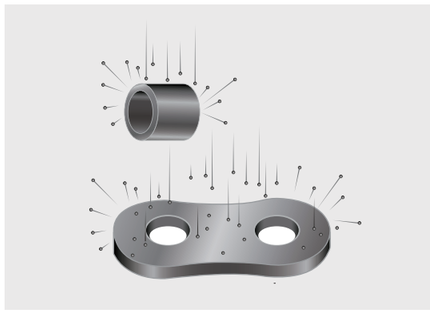

一是可在链板表面形成压应力，显著提高链条的疲劳寿命，二是能降低链板表面的有效应力集中系数，防止链板孔及两侧表面产生淬火后的微裂纹。

Can significantly improve the apparent fatigue life and prevent the microcracks in the chain plates.

6 自动上油
Automatic Oiling



征和自主研发的自动上油机，链条浸油前充分预热，链条入油后油品流动性好，链条上油均匀充分，润滑良好，提高了链条耐磨性能，保证了大批量生产的上油效率。

Automatic lubricating machine can make the chain lubricate evenly and fully, improve the wear resistance of the chain.

7 四角铆头
Four sides riveting



提高销轴和链板间的牢固度。通常在链条受到较大拉力的时候，销轴可能会从链板中脱出，四角铆头可显著降低这种失效机率。

Improve the firmness of the pin and chain plate, significantly reduce the probability of the pin coming off chain plates.

8 无缝套筒
Solid Bush

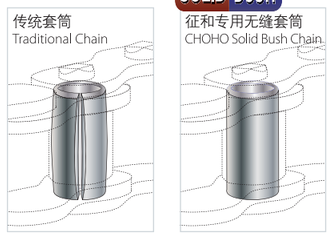

无缝套筒，采用冷挤压技术使用成型，圆筒无缝隙，真圆度大大提高，不易变形。无缝套筒与销轴的配合是以面接触而不是以点接触，增加产品耐磨性能。

Seamless bush, using cold extrusion technology to shape, seamless cylinder, roundness greatly improved, not easy to deformation.The fitting of seamless bush and pin is made by surface contact instead of point contact to increase the wear resistance of the product.

TRANSMISSION UIB Chain Excellent components

A系列直板输送链条 Straight Side Plate Conveyor Chains (A Series)

单排、双排、三排 Simplex / Duplex/ Triplex

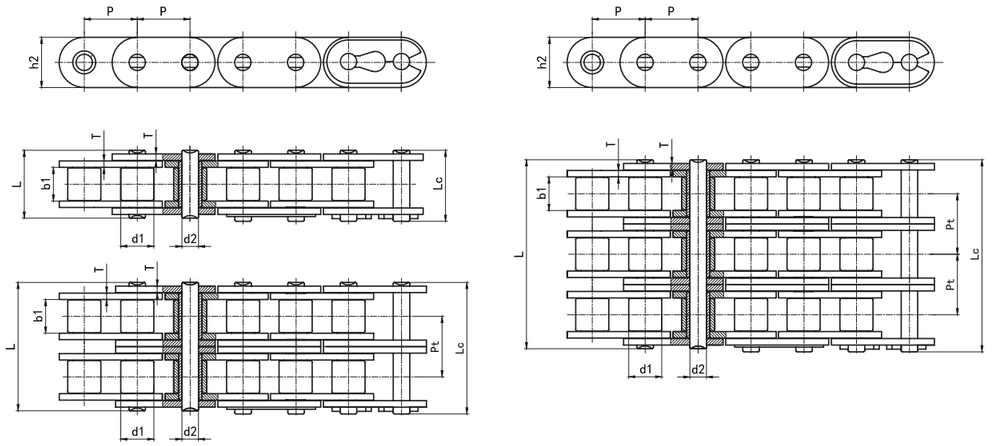

DIN 链号	ISO/ ANSI 链号	节距	滚子直径	内节内宽	销轴直径	销轴长度		内链板高度	链板厚度	排距	抗拉强度	平均抗拉强度	每米重量
		Pitch	Roller diameter	Width between inner plates	Pin diameter	Pin length		Inner plate depth	Plate thickness	Transverse pitch	Ultimate tensile strength	Average tensile strength	Weight per meter
DIN Chain No.	ISO/ ANSI Chain No.	P	d1 max	b1 min	d2 max	L max	Lc max	h2 max	T max	Pt	Q min	Q_0	q
		mm	mm	mm	mm	mm	mm	mm	mm	mm	kN	kN	kg/m
C08A-1	C40-1	12.700	7.92	7.85	3.98	16.7	18.3	12.07	1.50	/	13.9	18.0	0.78
C10A-1	C50-1	15.875	10.16	9.40	5.09	20.7	23.8	15.09	2.00	/	21.8	29.8	1.27
C12A-1	C60-1	19.050	11.91	12.57	5.96	26.2	28.3	18.10	2.42	/	31.3	42.5	1.81
C16A-1	C80-1	25.400	15.88	15.75	7.94	32.9	36.4	24.13	3.20	/	55.6	73.5	3.03
C20A-1	C100-1	31.750	19.05	18.90	9.54	40.8	44.1	30.17	4.00	/	87.0	111.0	4.51
C24A-1	C120-1	38.100	22.23	25.22	11.11	50.8	54.7	36.20	4.80	/	125.0	158.0	6.63
C28A-1	C140-1	44.450	25.40	25.22	12.71	54.7	61.0	42.23	5.60	/	170.0	213.2	8.52
C32A-1	C160-1	50.800	28.58	31.55	14.29	65.5	70.0	48.26	6.40	/	223.0	280.0	11.48
C08A-2	C40-2	12.700	7.92	7.85	3.98	31.2	33.3	12.07	1.50	14.38	27.8	36.0	1.43
C10A-2	C50-2	15.875	10.16	9.40	5.09	39.1	40.6	15.09	2.00	18.11	43.6	58.5	2.42
C12A-2	C60-2	19.050	11.91	12.57	5.96	49.1	50.8	18.10	2.42	22.78	62.6	83.5	3.58
C16A-2	C80-2	25.400	15.88	15.75	7.94	62.1	65.5	24.13	3.20	29.29	111.2	143.0	6.15
C20A-2	C100-2	31.750	19.05	18.90	9.54	76.6	80.5	30.17	4.00	35.76	174.0	221.0	9.08
C24A-2	C120-2	38.100	22.23	25.22	11.11	96.3	100.2	36.20	4.80	45.44	250.0	315.5	13.62
C28A-2	C140-2	44.450	25.40	25.22	12.71	103.6	110.1	42.23	5.60	48.87	340.0	429.0	16.85
C32A-2	C160-2	50.800	28.58	31.55	14.29	124.1	128.6	48.26	6.40	58.55	446.0	563.0	22.90
C08A-3	C40-3	12.700	7.92	7.85	3.98	45.5	47.1	12.07	1.50	14.38	41.7	50.8	2.14
C10A-3	C50-3	15.875	10.16	9.40	5.09	56.9	58.3	15.09	2.00	18.11	65.4	78.0	3.62
C12A-3	C60-3	19.050	11.91	12.57	5.96	71.8	73.6	18.10	2.42	22.78	93.9	113.0	5.36
C16A-3	C80-3	25.400	15.88	15.75	7.94	91.8	95.1	24.13	3.20	29.29	166.8	200.0	9.10
C20A-3	C100-3	31.750	19.05	18.90	9.54	112.1	116.7	30.17	4.00	35.76	261.0	311.0	13.60
C24A-3	C120-3	38.100	22.23	25.22	11.11	141.3	145.2	36.20	4.80	45.44	375.0	440.0	20.43
C28A-3	C140-3	44.450	25.40	25.22	12.71	152.0	157.9	42.23	5.60	48.87	510.0	598.0	25.23
C32A-3	C160-3	50.800	28.58	31.55	14.29	181.8	186.3	48.26	6.40	58.55	669.0	784.0	34.19

B系列直板输送链条 Straight Side Plate Conveyor Chains (B Series)

单排、双排、三排 Simplex / Duplex/ Triplex

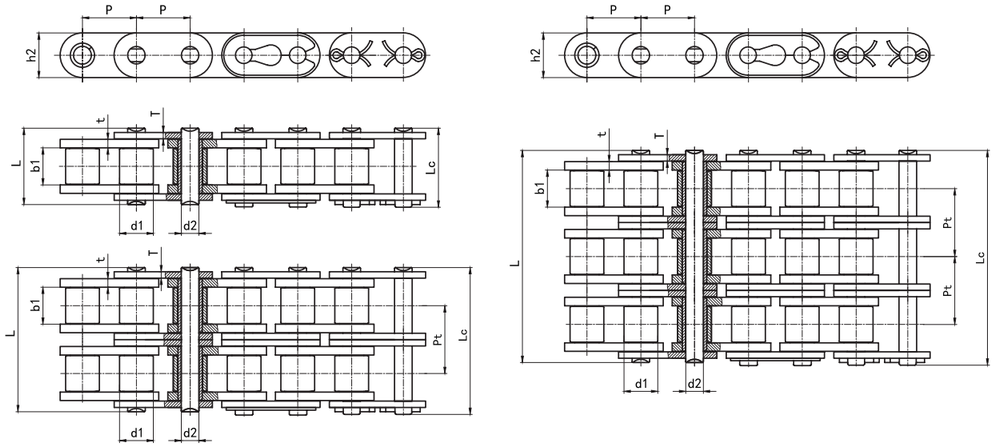

ISO/DIN 链号	节距	滚子直径	内节内宽	销轴直径	销轴长度		内链板高度	链板厚度	排距	抗拉强度	平均抗拉强度	每米重量
	Pitch	Roller diameter	Width between inner plates	Pin diameter	Pin length		Inner plate depth	Plate thickness	Transverse pitch	Ultimate tensile strength	Average tensile strength	Weight per meter
ISO/DIN Chain No.	P	d1 max	b1 min	d2 max	L max	Lc max	h2 max	t/T max	Pt	Q min	Q_0	q
	mm	mm	mm	mm	mm	mm	mm	mm	mm	kN	kN	kg/m
C08B-1	12.700	8.51	7.75	4.45	17.0	19.2	11.81	1.60	/	17.8	20.0	0.80
C10B-1	15.875	10.16	9.65	5.08	19.6	22.3	14.73	1.70	/	22.2	28.0	1.06
C12B-1	19.050	12.07	11.68	5.72	22.6	25.0	16.13	1.85	/	28.9	33.0	1.32
C16B-1	25.400	15.88	17.02	8.28	36.1	39.2	21.08	4.0/3.0	/	60.0	73.5	3.08
C20B-1	31.750	19.05	19.56	10.19	41.4	46.5	26.42	4.5/3.5	/	95.0	107.0	4.16
C24B-1	38.100	25.40	25.40	14.63	53.4	59.9	33.40	6.0/4.8	/	160.0	180.0	7.47
C28B-1	44.450	27.94	30.99	15.90	65.1	71.5	37.08	7.5/6.0	/	200.0	221.0	9.90
C32B-1	50.800	29.21	30.99	17.81	66.8	72.5	42.29	7.0/6.0	/	250.0	279.0	10.45
C08B-2	12.700	8.51	7.75	4.45	31.0	32.7	11.81	1.60	13.92	31.1	39.0	1.45
C10B-2	15.875	10.16	9.65	5.08	36.2	38.3	14.73	1.70	16.59	44.5	56.0	2.00
C12B-2	19.050	12.07	11.68	5.72	42.0	44.4	16.13	1.85	19.46	57.8	67.0	2.62
C16B-2	25.400	15.88	17.02	8.28	68.0	71.2	21.08	4.0/3.0	31.88	106.0	134.0	6.10
C20B-2	31.750	19.05	19.56	10.19	77.9	83.0	26.42	4.5/3.5	36.45	170.0	211.0	8.23
C24B-2	38.100	25.40	25.40	14.63	101.8	108.5	33.40	6.0/4.8	48.36	280.0	319.0	14.77
C28B-2	44.450	27.94	30.99	15.90	124.7	130.8	37.08	7.5/6.0	59.56	360.0	405.0	19.82
C32B-2	50.800	29.21	30.99	17.81	125.3	131.2	42.29	7.0/6.0	58.55	450.0	508.0	20.95
C08B-3	12.700	8.51	7.75	4.45	44.9	47.5	11.81	1.60	13.92	44.5	57.0	2.10
C10B-3	15.875	10.16	9.65	5.08	52.8	55.0	14.73	1.70	16.59	66.7	83.0	2.87
C12B-3	19.050	12.07	11.68	5.72	61.6	63.7	16.13	1.85	19.46	86.7	102.0	3.89
C16B-3	25.400	15.88	17.02	8.28	99.7	102.8	21.08	4.0/3.0	31.88	160.0	196.0	9.12
C20B-3	31.750	19.05	19.56	10.19	114.3	119.4	26.42	4.5/3.5	36.45	250.0	288.0	11.35
C24B-3	38.100	25.40	25.40	14.63	149.8	156.0	33.40	6.0/4.8	48.36	425.0	492.0	22.10
C28B-3	44.450	27.94	30.99	15.90	184.3	190.3	37.08	7.5/6.0	59.56	530.0	607.0	29.65
C32B-3	50.800	29.21	30.99	17.81	183.6	189.3	42.29	7.0/6.0	58.55	670.0	772.0	31.27

双节距输送链 Double Pitch Conveyor Chains

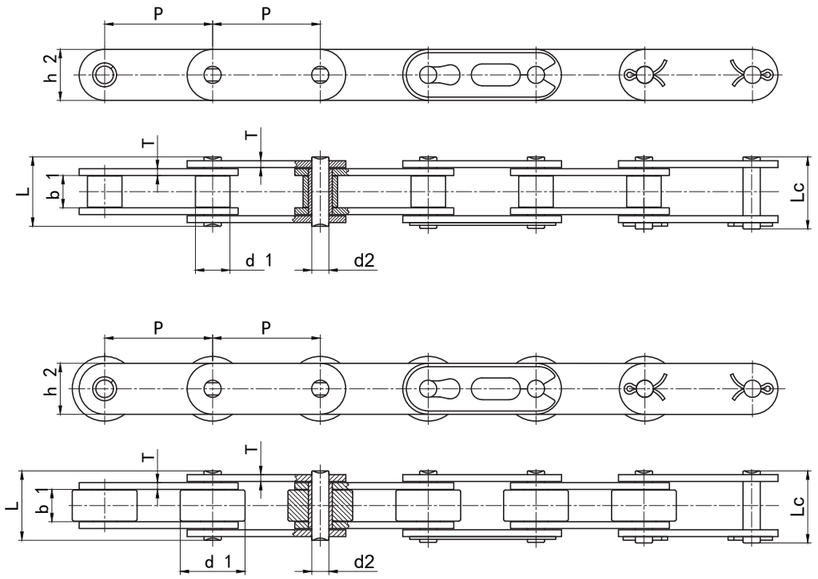

ISO 链号	ANSI 链号	节距	滚子直径	内节内宽	销轴直径	销轴长度		内链板高度	链板厚度	抗拉强度	平均抗拉强度	每米重量
		Pitch	Roller diameter	Width between inner plates	Pin diameter	Pin length		Inner plate depth	Plate thickness	Ultimate tensile strength	Average tensile strength	Weight per meter
ISO Chain No.	ANSI Chain No.	P	d1 max	b1 min	d2 max	L max	Lc max	h2 max	T max	Q min	Q_0	q
		mm	mm	mm	mm	mm	mm	mm	mm	kN	kN	kg/m
C208A	C2040	25.40	7.92	7.85	3.98	16.7	18.3	12.07	1.50	13.9	17.9	0.50
C208AL	C2042		15.88									0.84
C208AH	C2040H	25.40	7.92	7.85	3.98	18.8	20.0	12.07	2.00	13.9	19.2	0.65
C210A	C2050	31.75	10.16	9.40	5.09	20.7	23.8	15.09	2.00	21.8	29.3	0.78
C210AL	C2052		19.05									1.27
C212A	C2060	38.10	11.91	12.57	5.96	26.2	28.3	18.10	2.42	31.3	42.0	1.12
C212AL	C2062		22.23									1.61
C212AH	C2060H	38.10	11.91	12.57	5.96	30.0	32.3	18.10	3.20	31.3	42.5	1.44
C212AHL	C2062H		22.23									2.07
C216A	C2080	50.80	15.88	15.75	7.94	33.1	35.9	24.13	3.20	55.6	72.3	2.08
C216AL	C2082		28.58									3.12
C216AH	C2080H	50.80	15.88	15.75	7.94	36.8	40.5	24.13	4.00	55.6	72.5	2.54
C216AHL	C2082H		28.58									3.58
C220A	C2100	63.50	19.05	18.90	9.54	40.8	44.1	30.17	4.00	87.0	110.5	3.01
C220AL	C2102		39.67									4.83
C220AH	C2100H	63.50	19.05	18.90	9.54	44.2	47.6	30.17	4.80	87.0	112.0	3.56
C220AHL	C2102H		39.67									5.38
C224A	C2120	76.20	22.23	25.22	11.11	50.8	54.7	36.20	4.80	125.0	157.0	4.66
C224AL	C2122		44.45									7.66
C224AH	C2120H	76.20	22.23	25.22	11.11	54.5	58.2	36.20	5.60	125.0	160.0	5.26
C224AHL	C2122H		44.45									8.26
C232A	C2160	101.60	28.58	31.55	14.29	65.5	70.0	48.26	6.40	223.0	279.0	8.15
C232AL	C2162		57.15									13.00
C232AH	C2160H	101.60	28.58	31.55	14.29	68.9	73.4	48.26	7.20	223.0	285.0	9.06
C232AHL	C2162H		57.15									13.84

短节距带附件输送链 Short Pitch Conveyor Chain With Attachment

A1

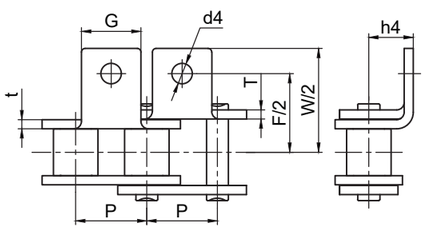

K1

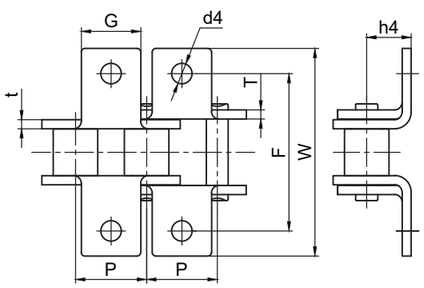

DIN/ISO 链号 Chain No.	链号 UIB Chain No.	P	G	F	W	t/T max	h4	d4 min
		mm	mm	mm	mm	mm	mm	mm
35	06C	9.525	7.9	19.00	28.6	1.30	6.35	3.4
40	08A	12.700	9.5	25.40	35.2	1.50	7.90	3.4
50	10A	15.875	12.7	31.80	46.2	2.00	10.30	5.5
60	12A	19.050	15.9	38.10	55.6	2.42	11.90	5.5
80	16A	25.400	19.1	50.80	64.8	3.10	15.90	6.8
100	20A	31.750	25.4	63.50	89.8	4.00	19.80	8.7
120	24A	38.100	28.6	76.20	109.4	4.80	23.00	9.8
140	28A	44.450	34.9	88.90	123.0	5.60	28.60	11.4
160	32A	50.800	38.1	101.60	142.8	6.40	31.80	13.1
200	40A	63.500	50.8	127.00	179.0	8.00	42.90	16.3
08B	08B	12.700	9.5	25.40	36.4	1.60	8.90	4.5
10B	10B	15.875	14.3	31.80	44.6	1.70	10.30	5.3
12B	12B	19.050	15.9	38.10	52.4	1.85	13.50	6.4
16B	16B	25.400	19.1	50.80	72.6	4.0/3.0	15.90	6.4
20B	20B	31.750	25.4	63.50	100.5	4.5/3.5	19.80	9.0
24B	24B	38.100	28.6	76.20	108.4	6.0/4.8	26.70	10.5
28B	28B	44.450	34.9	88.90	123.0	7.5/6.0	28.60	13.1
32B	32B	50.800	38.1	101.60	142.8	7.0/6.0	31.80	13.1

短节距带附件输送链 Short Pitch Conveyor Chain With Attachment

SA1 单侧

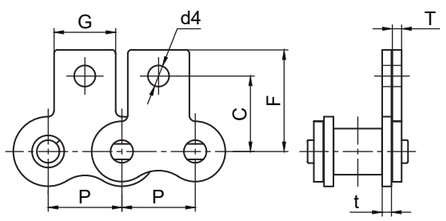

SK1 双侧

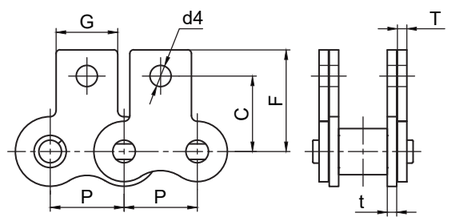

DIN/ISO 链号 Chain No.	链号 UIB Chain No.	P	G	C	F	t/T max	d4 min
		mm	mm	mm	mm	mm	mm
35	06C	9.525	7.9	9.50	14.55	1.30	3.4
40	08A	12.700	9.5	12.70	19.05	1.50	3.4
50	10A	15.875	12.7	15.90	25.25	2.00	5.5
60	12A	19.050	15.9	18.30	29.25	2.42	5.5
80	16A	25.400	19.1	24.60	34.70	3.10	6.8
100	20A	31.750	25.4	31.80	43.30	4.00	8.7
120	24A	38.100	28.6	36.50	51.60	4.80	9.8
140	28A	44.450	34.9	44.50	62.00	5.60	11.4
160	32A	50.800	38.1	50.80	69.85	6.40	13.1
200	40A	63.500	50.8	63.50	88.90	8.00	16.3
08B	08B	12.700	9.5	13.00	18.90	1.60	4.3
10B	10B	15.875	14.3	16.50	22.95	1.70	5.3
12B	12B	19.050	15.9	21.00	28.60	1.85	6.4
16B	16B	25.400	19.1	23.00	34.00	4.0/3.0	6.4
20B	20B	31.750	25.4	30.50	45.70	4.5/3.5	8.7
24B	24B	38.100	28.6	36.00	61.50	6.0/4.8	10.5

WA1 WA2

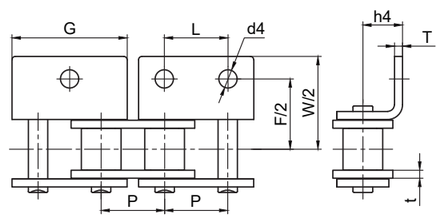

WK1 WK2

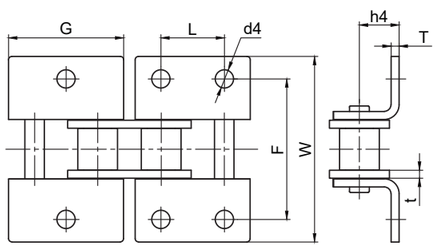

DIN/ISO 链号 Chain No.	链号 UIB Chain No.	P	G	L	F	W	t/T max	h4	d4 min
		mm	mm	mm	mm	mm	mm	mm	mm
35	06C	9.525	17.30	9.525	19.00	28.6	1.30	6.35	2.80
40	08A	12.700	23.00	12.70	25.40	35.6	1.50	7.90	3.40
50	10A	15.875	28.70	15.88	31.80	46.8	2.00	10.30	5.50
60	12A	19.050	34.50	19.05	38.10	56.4	2.42	11.90	5.50
80	16A	25.400	48.40	25.40	50.80	70.4	3.10	15.90	6.80
100	20A	31.750	57.60	31.75	63.50	89.8	4.00	19.80	8.70
120	24A	38.100	69.00	38.10	76.20	108.8	4.80	23.00	9.80
140	28A	44.450	80.70	44.45	88.90	123.0	5.60	28.60	11.4
160	32A	50.800	92.10	50.80	101.60	142.8	6.40	31.80	13.1
200	40A	63.500	115.10	63.50	127.00	179.0	8.00	42.90	16.3
08B	08B	12.700	23.20	12.70	25.40	36.4	1.60	8.90	4.3
10B	10B	15.875	29.30	15.88	31.80	44.6	1.70	10.30	5.3
12B	12B	19.050	33.90	19.05	38.10	52.4	1.85	13.50	6.4
16B	16B	25.400	46.10	25.40	50.80	72.6	4.0/3.0	15.90	6.4
20B	20B	31.750	56.00	31.75	63.50	100.5	4.5/3.5	19.80	8.7
24B	24B	38.100	69.90	38.10	76.20	108.4	6.0/4.8	26.70	10.5
28B	28B	44.450	81.20	44.45	88.90	123.0	7.5/6.0	28.60	13.1
32B	32B	50.800	91.60	50.80	101.60	142.8	7.0/6.0	31.80	13.1

短节距带附件输送链 Short Pitch Conveyor Chain With Attachment

WSA1 WSA2

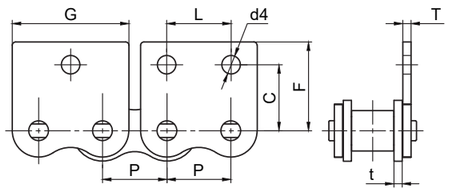

WSK1 WSK2

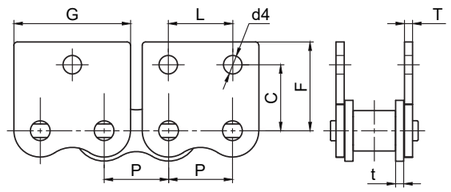

DIN/ISO 链号 Chain No.	链号 UIB Chain No.	P	G	L	C	F	t/T max	d4 min
		mm	mm	mm	mm	mm	mm	mm
35	06C	9.525	17.30	9.525	9.50	14.55	1.30	2.8
40	08A	12.700	23.00	12.700	12.70	17.40	1.50	3.4
50	10A	15.875	28.70	15.875	15.90	23.05	2.00	5.5
60	12A	19.050	34.50	19.050	18.30	26.86	2.42	5.5
80	16A	25.400	48.40	25.400	24.45	35.45	3.10	6.8
100	20A	31.750	57.60	31.750	31.80	44.00	4.00	9.2
120	24A	38.100	69.00	38.100	36.50	51.60	4.80	9.8
140	28A	44.450	80.70	44.450	44.50	62.00	5.60	11.4
160	32A	50.800	92.10	50.800	50.80	69.85	6.40	13.1
200	40A	63.500	115.10	63.500	63.50	88.90	8.00	16.3
08B	08B	12.700	23.20	12.700	13.00	18.90	1.60	4.3
10B	10B	15.875	29.30	15.875	16.50	22.95	1.70	5.3
12B	12B	19.050	33.90	19.050	21.00	28.60	1.85	6.4
16B	16B	25.400	46.10	25.400	23.00	34.00	4.0/3.0	6.4
20B	20B	31.750	56.00	31.750	30.50	45.70	4.5/3.5	9.0
24B	24B	38.100	69.90	38.100	36.00	61.50	6.0/4.8	10.5

双节距带附件输送链 Double Pitch Conveyor Chain With Attachment

A1

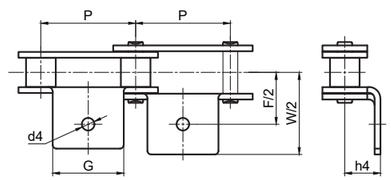

K1

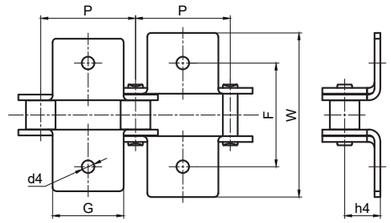

A2

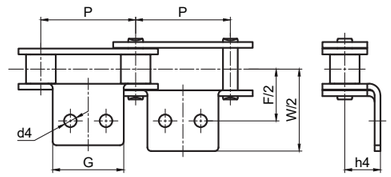

K2

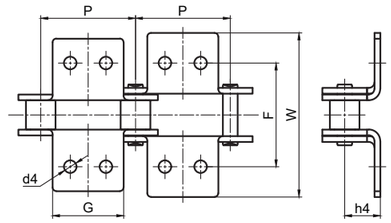

ISO 链号 Chain No.	链号 UIB Chain No.	P	G	L	F	W	h4	d4 min
		mm	mm	mm	mm	mm	mm	mm
C208A	C2040	25.40	19.1	9.5	25.4	39.6	9.1	3.4
C208AL	C2042							
C210A	C2050	31.75	23.8	11.9	31.8	49	11.1	5.5
C210AL	C2052							
C212A	C2060	38.10	28.6	14.3	42.9	67.8	14.7	5.5
C212AL	C2062							
C212AH	C2060H	38.10	28.6	14.3	42.9	67.8	14.7	5.5
C212AHL	C2062H							
C216A	C2080	50.80	38.1	19.1	55.6	87.8	19.1	6.8
C216AL	C2082							
C216AH	C2080H	50.80	38.1	19.1	55.6	87.8	19.1	6.8
C216AHL	C2082H							
C220A	C2100	63.50	47.6	23.8	66.6	107.5	23.4	9.2
C220AL	C2102							
C220AH	C2100H	63.50	47.6	23.8	66.6	107.5	23.4	9.2
C220AHL	C2102H							
C224A	C2120	76.20	57.2	28.6	79.3	121.4	27.8	11
C224AL	C2122							
C224AH	C2120H	76.20	57.2	28.6	79.3	121.4	27.8	11
C224AHL	C2122H							
C232A	C2160	101.60	76.2	38.1	104.7	151.6	36.5	13.1
C232AL	C2162							
C232AH	C2160H	101.60	76.2	38.1	104.7	151.6	36.5	13.1
C232AHL	C2162H							

双节距带附件输送链 Double Pitch Conveyor Chain With Attachment

SA1

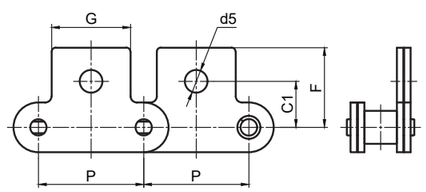

SK1

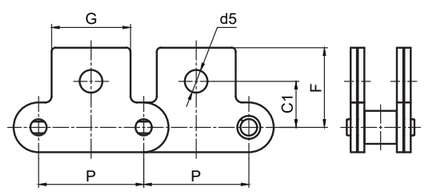

SA2

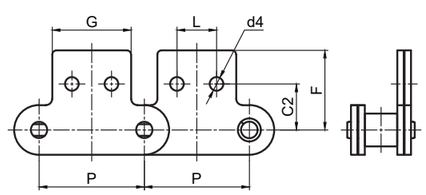

SK2

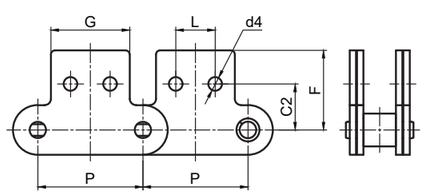

ISO 链号 Chain No.	链号 UIB Chain No.	P	G	C1	F	d5 min
		mm	mm	mm	mm	mm
C208A	C2040	25.40	19.10	11.1	20.5	5.50
C208AL	C2042					
C210A	C2050	31.75	23.80	14.3	25.0	6.60
C210AL	C2052					
C212A	C2060	38.10	28.60	17.5	32.9	9.20
C212AL	C2062					
C212AH	C2060H	38.10	28.60	17.5	32.9	9.20
C212AHL	C2062H					
C216A	C2080	50.80	38.10	22.2	43.5	11.00
C216AL	C2082					
C216AH	C2080H	50.80	38.10	22.2	43.5	11.00
C216AHL	C2082H					
C220A	C2100	63.50	47.60	28.6	50.4	13.00
C220AL	C2102					
C220AH	C2100H	63.50	47.60	28.6	50.4	13.00
C220AHL	C2102H					

ISO 链号 Chain No.	征 Chain No.	P	G	L	C2	F	d4 min
		mm	mm	mm	mm	mm	mm
C208A	C2040	25.40	19.10	9.50	13.50	20.5	3.4
C208AL	C2042						
C210A	C2050	31.75	23.80	11.90	15.90	25.0	5.5
C210AL	C2052						
C212A	C2060	38.10	28.60	14.30	19.00	32.9	5.5
C212AL	C2062						
C212AH	C2060H	38.10	28.60	14.30	19.00	32.9	5.5
C212AHL	C2062H						
C216A	C2080	50.80	38.10	19.10	25.40	43.5	6.6
C216AL	C2082						
C216AH	C2080H	50.80	38.10	19.10	25.40	43.5	6.6
C216AHL	C2082H						
C220A	C2100	63.50	47.60	23.80	31.80	50.4	8.4
C220AL	C2102						
C220AH	C2100H	63.50	47.60	23.80	31.80	50.4	8.4
C220AHL	C2102H						

双节距带中孔附件输送链 Double Pitch Conveyor Chain With Middle Hole Attachment

GK1

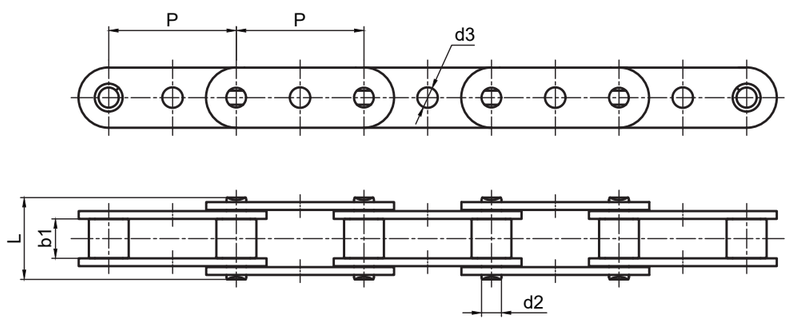

ISO 链号 Chain No.	链号 UIB Chain No.	P	b1	d2	d3	L
		mm	mm	mm	mm	mm
C208A	C2040	25.40	7.85	3.98	4.1	16.7
C208AL	C2042					
C210A	C2050	31.75	9.40	5.09	6.0	20.7
C210AL	C2052					
C212A	C2060	38.10	12.57	5.96	6.1	26.2
C212AL	C2062					
C212AH	C2060H	38.10	12.57	5.96	6.1	30
C212AHL	C2062H					
C216A	C2080	50.80	15.75	7.94	8.1	33.1
C216AL	C2082					
C216AH	C2080H	50.80	15.75	7.94	8.1	36.8
C216AHL	C2082H					
C220A	C2100	63.50	18.90	9.54	10.1	40.8
C220AL	C2102					
C220AH	C2100H	63.50	18.90	9.54	10.1	44.2
C220AHL	C2102H					

短节距带加长销轴输送链 Short Pitch Conveyor Chain With Extended Pin

D1

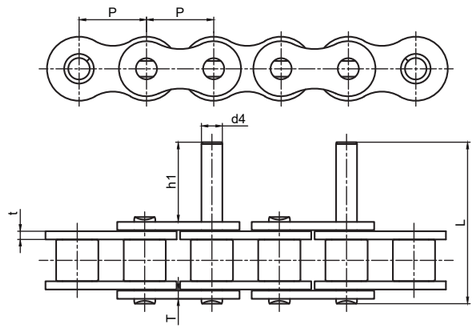

D3

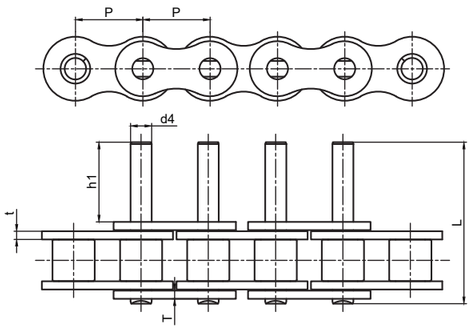

链号 UIB Chain No.	节距 Pitch	链板厚度 Plate thickness	销轴直径 Pin diameter	加长销轴直径 Extended pin diameter	突出高度 Protrusion height	加长销轴长度 Extended pin length
	P	t/T max	d1 max	d4 max	h1	L
	mm	mm	mm	mm	mm	mm
06B-D1(21.25)	9.525	1.30	3.28	3.28	21.25	33.50
08B-D1(17.5)	12.70	1.60	4.45	4.46	17.50	33.20
08B-D1(29.3)	12.70	1.60	4.45	4.46	29.30	44.90
08B-D1(40)	12.70	1.60	4.45	4.46	40.00	55.70
08B-D1(50)	12.70	1.60	4.45	4.46	50.00	65.70
08B-D1(φ5.5x30)	12.70	1.60	4.45	5.50	30.00	45.70
08B-D1(15.5)	12.70	1.60	4.45	4.45	15.5	31.00
10B-D1(18.5)	15.88	1.70	5.08	5.08	18.5	36.20
12B-D1(21.5)	19.05	1.85	5.72	5.72	21.5	42.20
16B-D1(21.5)	25.40	4.0/3.0	8.28	8.28	21.50	55.30
16B-D1(34.5)	25.40	4.0/3.0	8.28	8.28	34.5	68.00
20B-D1(39.4)	31.75	4.5/3.5	10.19	10.19	39.4	79.70
24B-D1(51.4)	38.10	6.0/4.8	14.63	14.63	51.4	101.80
40-D1(16.5)	12.70	1.50	3.98	3.98	16.5	32.30
40-D1(10.2)	12.70	1.50	3.98	3.98	10.2	26.30
50-D1(20.6)	15.88	2.00	5.09	5.09	20.6	39.90
50-D1(12.7)	15.88	2.00	5.09	5.09	12.7	32.60
60-D1(25.7)	19.05	2.42	5.96	5.96	25.7	49.80
60-D1(15.2)	19.05	2.42	5.96	5.96	15.2	40.00
80-D1(32.3)	25.40	3.10	7.94	7.94	32.3	62.70
80-D1(20.3)	25.40	3.10	7.94	7.94	20.3	51.70
100-D1(39.1)	31.75	4.00	9.54	9.54	39.1	77.00
100-D1(25.4)	31.75	4.00	9.54	9.54	25.4	63.80
120-D1(48.9)	38.10	4.80	11.11	11.11	48.9	96.30
120-D1(30.5)	38.10	4.80	11.11	11.11	30.5	78.60
140-D1(35.6)	44.45	5.60	12.71	12.71	35.6	87.50
160-D1(40.6)	50.80	6.40	14.29	14.29	40.6	102.60

注：1. 可定制其它长度的加长销轴链条。2. 可定制不同循环加长销轴链条。

双节距带加长销输送链 Double Pitch Extended Pin Conveyor Chains

D1

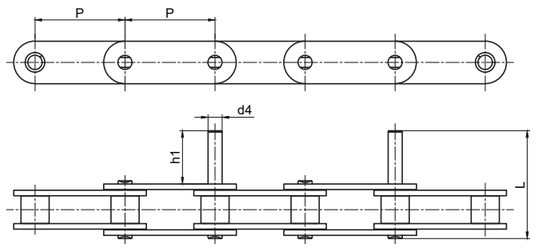

D3

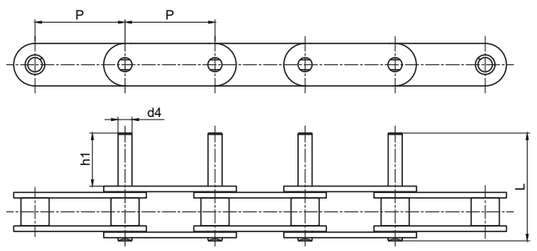

ISO 链号 Chain No.	链号 UIB Chain No.	节距 Pitch P mm	销轴直径 Pin diameter d1 max mm	加长轴直径 Extended pin diameter d4 max mm	凸出高度 Height h1 mm	加长轴长度 Extended pin length L mm
C208A	C2040	25.40	3.96	3.96	9.5	25.1
C208AL	C2042					
C210A	C2050	31.75	5.08	5.08	11.9	31.3
C210AL	C2052					
C212A	C2060	38.10	5.94	5.94	14.3	38.6
C212AL	C2062					
C212AH	C2060H	38.10	5.94	5.94	14.3	42
C212AHL	C2062H					
C216A	C2080	50.80	7.92	7.92	19.1	50.3
C216AL	C2082					
C216AH	C2080H	50.80	7.92	7.92	19.1	53.5
C216AHL	C2082H					
C220A	C2100	63.50	9.53	9.53	23.8	61.8
C220AL	C2102					
C220AH	C2100H	63.50	9.53	9.53	23.8	65
C220AHL	C2102H					
C224AH	C2120H	76.20	11.10	11.10	28.6	79.6
C224AHL	C2122H					
C232AH	C2160H	101.60	14.27	14.27	38.1	103
C232AHL	C2162H					

注： 1. 可定制其它长度的加长销轴链条。 2. 可定制不同循环加长销轴链条。

倍速链 Accumulation Chains

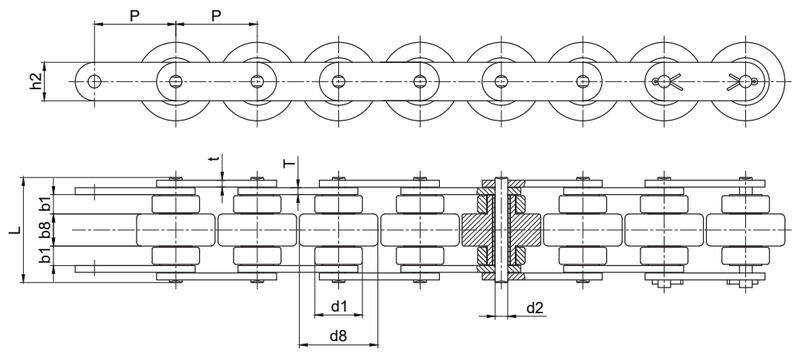

JB 链号 Chain No.	链号 UIB Chain No.	节距 Pitch P mm	滚子尺寸 Roller size d1 max mm	d8 max mm	b1 min mm	b8 max mm	销轴直径 Pin diameter d2 max mm	销轴长度 Pin length L max mm	链板尺寸 Attachment dimensions h2 max mm	T/t max mm	抗拉强度 Ultimate tensile strength Q min kN
BS25-C206B	BS25-C206B	19.050	11.91	18.3	4.00	8.00	3.59	24.0	9.00	1.5/1.5	8.9
BS25-C208A	BS25-C2040	25.400	15.88	24.6	5.70	10.30	3.98	32.6	12.07	2.0/1.5	13.9
BS25-C210A	BS25-C2050	31.750	19.05	30.6	7.10	13.00	5.09	40.2	15.09	2.0/2.0	21.8
BS25-C212A	BS25-C2060	38.100	22.23	36.6	8.50	15.50	5.96	51.1	18.08	3.2/3.2	31.3
BS25-C216A	BS25-C2080	50.800	28.58	49.0	11.00	21.50	7.94	66.2	24.13	5.0/4.0	55.6
BS30-C206B	BS30-C206B	19.050	9.00	18.3	4.50	9.10	3.28	26.7	7.28	1.5/1.3	7.0
BS30-C208A	BS30-C2040	25.400	11.91	24.6	6.10	12.50	3.98	35.6	9.60	2.0/1.5	13.9
BS30-C210A	BS30-C2050	31.750	14.80	30.6	7.50	15.00	5.09	43.0	12.20	2.4/2.0	21.8
BS30-C212A	BS30-C2060	38.100	18.00	37.0	9.75	20.00	5.96	58.5	15.00	4.0/3.2	31.3
BS30-C216A	BS30-C2080	50.800	22.23	49.0	12.00	25.20	7.94	71.9	18.60	5.0/4.0	55.6

注： 塑料滚子与金属滚子可选择。

带大滚轮输送链 Conveyor Chain With Large Rollers

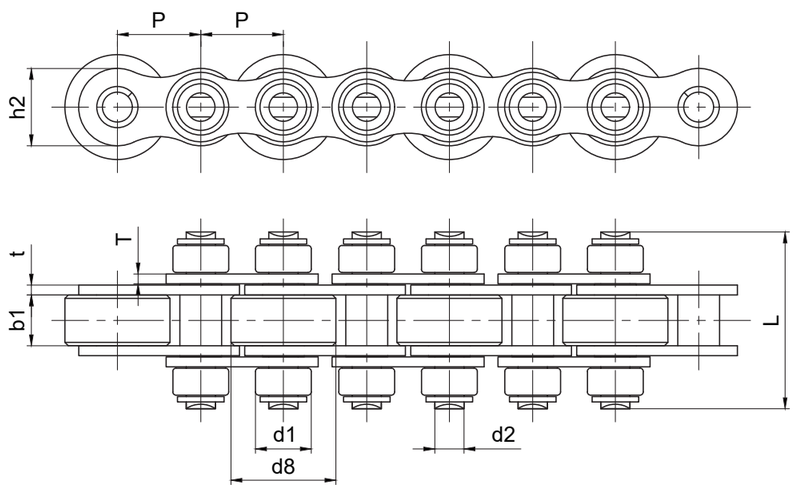

链号 UIB Chain No.	节距	滚子直径		内节内宽	销轴直径	销轴长度	链板尺寸		抗拉强度	平均抗拉强度
	Pitch	Roller diameter		Width between inner plates	Pin diameter	Pin length	Attachment dimensions		Ultimate tensile strength	Average tensile strength
	P	d1 max	d8 max	b1 min	d2 max	L max	h2 max	t/T max	Q min	Q_0
	mm	mm	mm	mm	mm	mm	mm	mm	kN	kN
08BSF-C16/P16(27)	12.70	8.51	16.0	7.75	4.45	27.0	11.80	1.56	18.0	19.8
12BSF-C28/P28(42.9)	19.05	12.07	28.0	11.68	5.72	42.9	16.00	1.85	28.9	31.7
16BSF-C38.5/P38.5(65.5)	25.40	15.88	38.5	17.02	8.28	65.5	21.00	4.0/3.2	60.0	72.8

注：塑料滚子与金属滚子可替换。

带特殊滚轮输送链 Conveyor Chains With Special Rollers

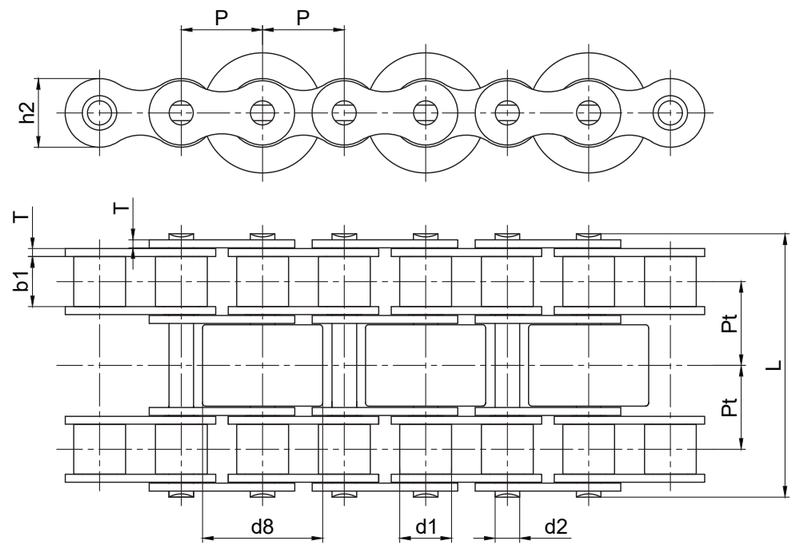

链号 UIB Chain No.	节距	滚子直径		内节内宽	销轴直径	销轴长度	链板尺寸		排距	抗拉强度	平均抗拉强度
	Pitch	Roller diameter		Width between inner plates	Pin diameter	Pin length	Attachment dimensions		Transverse pitch	Ultimate tensile strength	Average tensile strength
	P	d1 max	d8 max	b1 min	d2 max	L max	h2 max	T max	Pt	Q min	Q_0
	mm	mm	mm	mm	mm	mm	mm	mm	mm	kN	kN
08BSF-C18(44.5)-3	12.700	8.51	18.00	7.75	4.45	44.5	11.8	1.60	13.92	32.0	38.7
12BSF-C28(61.3)-3	19.050	12.07	28.00	11.68	5.72	61.3	16.0	1.85	19.46	61.0	70.1

带顶滚轮输送链 Short Pitch Conveyor Chains With Top Rollers

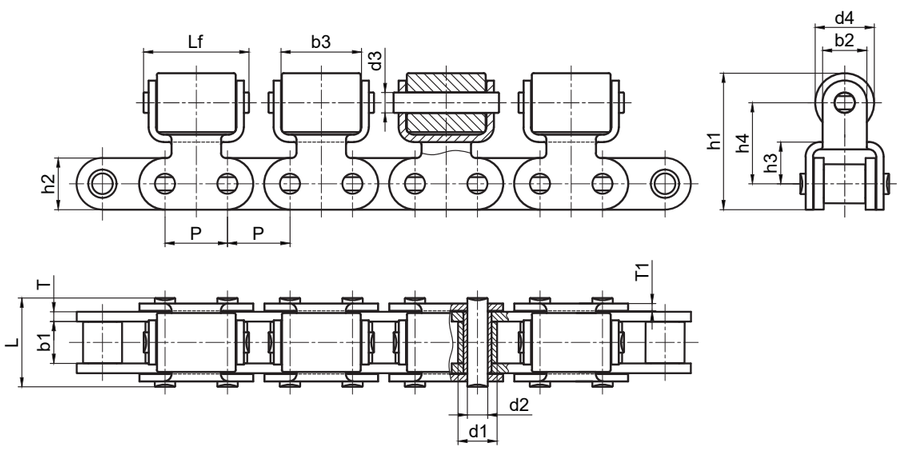

链号 UIB Chain No.	节距	滚子直径		销轴直径		内节内宽	销轴长度		链板尺寸		链板尺寸						抗拉强度	平均抗拉强度
	Pitch	Roller diameter		Pin diameter		Width between inner plates	Pin length		Attachment dimensions		Attachment dimensions						Ultimate tensile strength	Average tensile strength
	P	d1 max	d4 max	d2 max	d3 max	b1 min	L max	Lf max	h2 max	T max	b2	h1	h3	h4	b3 min	T1	Q min	Q_0
	mm	mm	mm	mm	mm	mm	mm	mm	mm	mm	mm	mm	mm	mm	mm	mm	kN	kN
C16B-TR-SBR	25.400	15.88	24	8.28	8.28	17.02	35.9	42.8	21.0	4.0	18.0	55.5	17.0	33.0	32.5	3.0	60.0	72.5

短节距空心销轴输送链 Short Pitch Hollow Pin Conveyor Chain

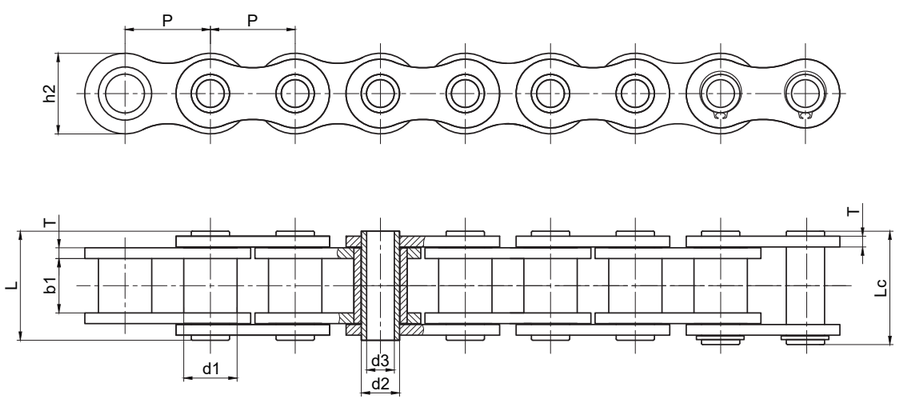

链号 UIB Chain No.	节距	套筒直径	内节内宽	销轴直径		销轴长度		内链板高度	链板厚度	抗拉强度	平均抗拉强度	每米重量
	Pitch	Sleeve diameter	Width between inner plates	Pin diameter		Pin length		Inner plate depth	Plate thickness	Ultimate tensile strength	Average tensile strength	Weight per meter
	P	d1 max	b1 min	d2 max	d3 min	L max	Lc max	h2 max	T max	Q min	Q_0	q
	mm	mm	mm	mm	mm	mm	mm	mm	mm	kN	kN	kg/m
40HP	12.700	7.95	7.85	5.63	4.00	16.5	17.6	12.00	1.50	11.0	12.20	0.54
50HP	15.875	10.16	9.40	7.03	5.09	20.7	21.9	15.09	2.00	20.0	22.60	0.91
60HP	19.050	11.91	12.57	8.31	5.96	25.8	26.8	18.00	2.42	24.0	26.90	1.29
80HP	25.400	15.88	15.75	11.40	7.94	32.5	33.8	24.00	3.20	50.0	52.00	2.26
08BHP	12.700	8.51	7.75	6.55	4.50	16.8	17.6	11.80	1.30	11.1	12.10	0.52
10BHP	15.875	10.16	9.65	7.00	5.00	19.2	20.6	14.70	1.70	14.5	16.00	0.86
12BHP	19.050	12.07	11.68	8.10	5.75	21.6	22.8	16.00	1.85	18.5	20.40	1.09

短节距空心销轴输送链 Short Pitch Hollow Pin Conveyor Chain

直板 Straight Panel

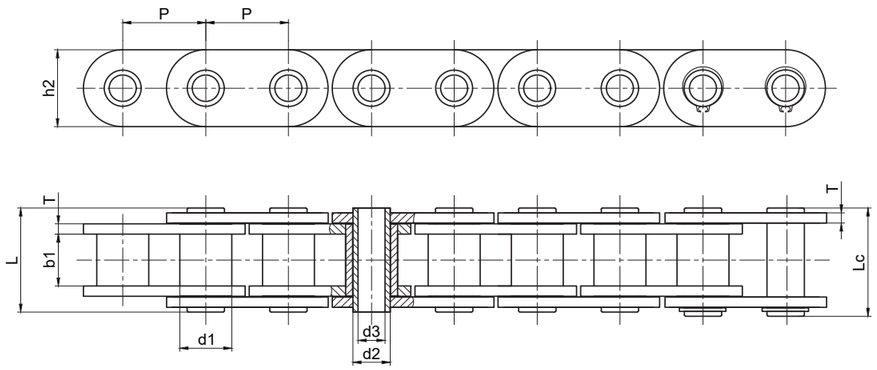

链号 UIB Chain No.	节距 Pitch	套筒直径 Sleeve diameter	内节内宽 Width between inner plates	销轴直径 Pin diameter		销轴长度 Pin length		内链板高度 Inner plate depth	链板厚度 Plate thickness	抗拉强度 Ultimate tensile strength	平均抗拉强度 Average tensile strength	每米重量 Weight per meter
	P	d1 max	b1 min	d2 max	d3 min	L max	Lc max	h2 max	T max	Q min	Q_0	q
	mm	mm	mm	mm	mm	mm	mm	mm	mm	kN	kN	kg/m
C40HP	12.700	7.95	7.85	5.63	4.00	16.5	17.6	12.00	1.50	11.0	12.20	0.64
C50HP	15.875	10.16	9.40	7.03	5.09	20.7	21.9	15.09	2.00	20.0	22.60	1.05
C60HP	19.050	11.91	12.57	8.31	5.96	25.8	26.8	18.00	2.42	24.0	26.90	1.52
C80HP	25.400	15.88	15.75	11.40	7.94	32.5	33.8	24.00	3.20	50.0	52.00	2.63

双节距空心销轴输送链 Double Pitch Hollow Pin Conveyor Chain

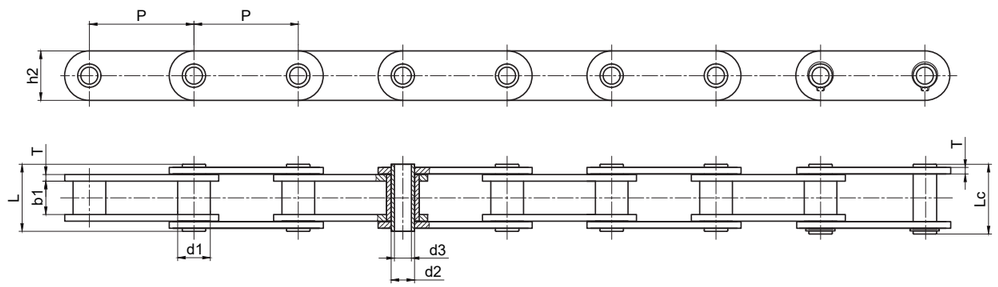

链号 UIB Chain No.	节距 Pitch	套筒直径 Bush diameter	内节内宽 Width between inner plates	销轴直径 Pin diameter		销轴长度 Pin length		内链板高度 Inner plate depth	链板厚度 Plate thickness	抗拉强度 Ultimate tensile strength	平均抗拉强度 Average tensile strength	每米重量 Weight per meter
	P	d1 max	b1 min	d2 max	d3 min	L max	Lc max	h2 max	T max	Q min	Q_0	q
	mm	mm	mm	mm	mm	mm	mm	mm	mm	kN	kN	kg/m
C2040HP	25.400	7.95	7.85	5.63	4.00	16.5	17.6	12.00	1.50	11.0	12.60	0.46
C2050HP	31.750	10.16	9.40	7.22	5.09	20.5	21.8	15.00	2.00	20.4	22.80	0.76
C2060HP	38.100	11.91	12.57	8.31	5.96	25.8	26.8	17.00	2.42	24.0	27.10	1.02
C2080HP	50.800	15.88	15.75	11.40	7.94	32.5	33.8	24.00	3.20	50.0	52.00	1.81

双节距空心销轴输送链 Double Pitch Hollow Pin Conveyor Chain

大滚子型 Large Roller Type

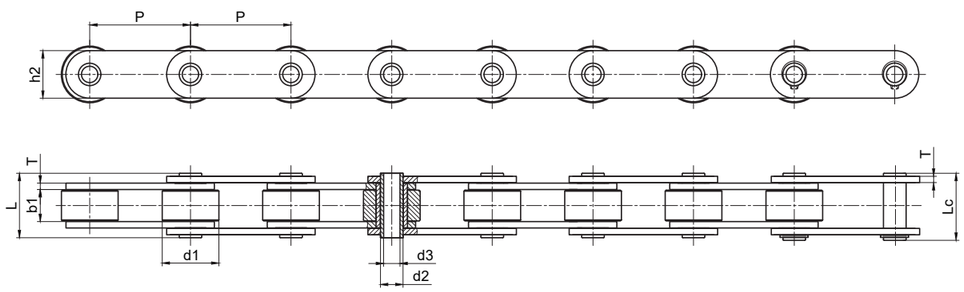

链号 UIB Chain No.	节距 Pitch	滚子直径 Roller diameter	内节内宽 Width between inner plates	销轴直径 Pin diameter		销轴长度 Pin length		内链板高度 Inner plate depth	链板厚度 Plate thickness	抗拉强度 Ultimate tensile strength	平均抗拉强度 Average tensile strength	每米重量 Weight per meter
	P	d1 max	b1 min	d2 max	d3 min	L max	Lc max	h2 max	T max	Q min	Q_0	q
	mm	mm	mm	mm	mm	mm	mm	mm	mm	kN	kN	kg/m
C2042HP	25.400	15.88	7.85	5.63	4.00	16.5	17.6	12.00	1.50	11.0	12.60	0.78
C2052HP	31.750	19.05	9.40	7.22	5.09	20.5	21.8	15.00	2.00	20.4	22.80	0.95
C2062HP	38.100	22.23	12.57	8.31	5.96	25.8	26.8	17.00	2.42	24.0	27.10	1.72
C2082HP	50.800	28.58	15.75	11.40	7.94	32.5	33.8	24.00	3.20	50.0	52.00	2.82

非标空心销轴输送链 Non-standard Hollow Pin Conveyor Chain

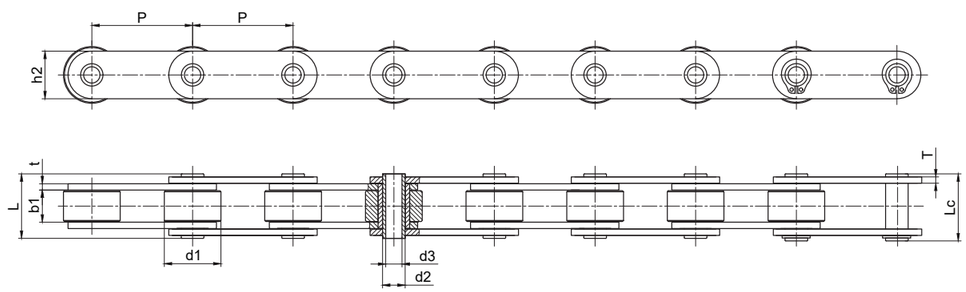

链号 UIB Chain No.	节距 Pitch	滚子直径 Roller diameter	内节内宽 Width between inner plates	销轴直径 Pin diameter		销轴长度 Pin length		内链板高度 Inner plate depth	链板厚度 Plate thickness	抗拉强度 Ultimate tensile strength	每米重量 Weight per meter
	P	d1 max	b1 min	d2 max	d3 min	L max	Lc max	h2 max	t/T max	Q min	q
	mm	mm	mm	mm	mm	mm	mm	mm	mm	kN	kg/m
P50HPV1	50.00	31.00	15.00	12.00	8.20	36.1	37.5	25.00	4.0	65	3.83
P76.2HP	76.20	32.00	16.00	14.00	8.50	37.4	38.3	27.70	4.0	75	3.34
P76.2HHP	76.20	32.00	16.00	14.00	8.50	41.45	42.45	27.70	5.0	82	3.75
P76.2HHPV1	76.20	40.00	16.00	14.00	8.50	44.0	45.5	27.70	6.0/5.0	100	4.93
MC56V1-C-160	160.00	50.00	24.00	15.50	10.20	50.0	51.6	35.00	5.0	75	5.32

带橡胶附件输送链 Conveyor Chains With Rubber Top

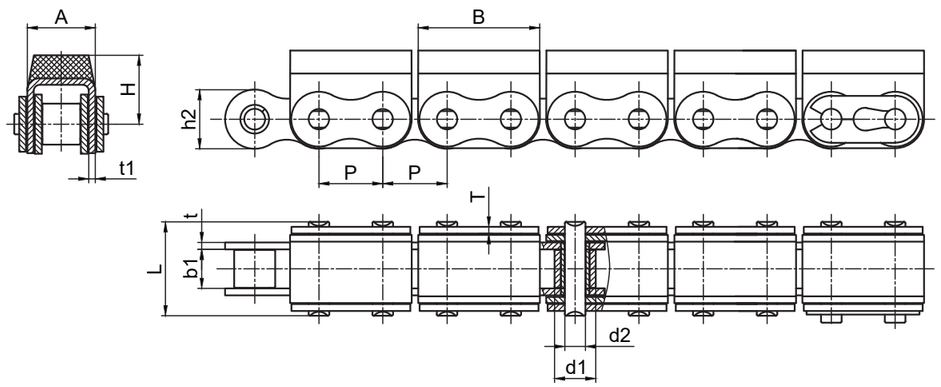

链号 UIB Chain No.	节距 Pitch	滚子直径 Roller diameter	内节内宽 Width between inner plates	销轴直径 Pin diameter	销轴长度 Pin length	链板厚度 Plate thickness	链板高度 plate depth	附板尺寸 Attachment dimensions				抗拉强度 Ultimate tensile strength	每米重量 Weight per meter
	P	d1 max	b1 min	d2 max	L max	t/T max	h2 max	A	B	H	t1	Q min	q
	mm	mm	mm	mm	mm	mm	mm	mm	mm	mm	mm	kN	kg/m
08B-G1	12.700	8.51	7.75	4.45	20.0	1.56	11.80	14.60	24.20	12.3	1.60	18.0	1.19
50-G1	15.875	10.16	9.40	5.08	24.5	2.00	15.09	17.50	31.00	17.0	1.60	21.8	1.70
10B-G1	15.875	10.16	9.65	5.08	23.2	1.70	14.70	16.80	30.00	17.0	1.60	19.0	1.62
60-G1	19.050	11.91	12.57	5.94	29.9	2.42	18.00	21.40	37.05	21.0	1.85	31.8	2.55
12B-G1	19.050	12.07	11.68	5.72	26.5	1.85	16.00	19.60	36.00	21.0	1.85	29.0	2.01
80-G1	25.400	15.88	15.75	7.92	37.2	3.10	24.00	27.50	46.00	20.0	2.42	42.0	3.97
100-G1	31.750	19.05	18.90	9.53	46.8	4.00	30.00	34.00	57.60	28.0	3.10	86.7	6.15
20B-G1	31.750	19.05	19.56	10.19	48.0	4.5/3.5	26.40	36.00	57.00	27.0	3.50	85.0	6.19
24B-G1	38.100	25.40	25.40	14.63	61.6	6.0/4.8	33.20	47.00	72.60	34.0	4.50	160.0	11.25

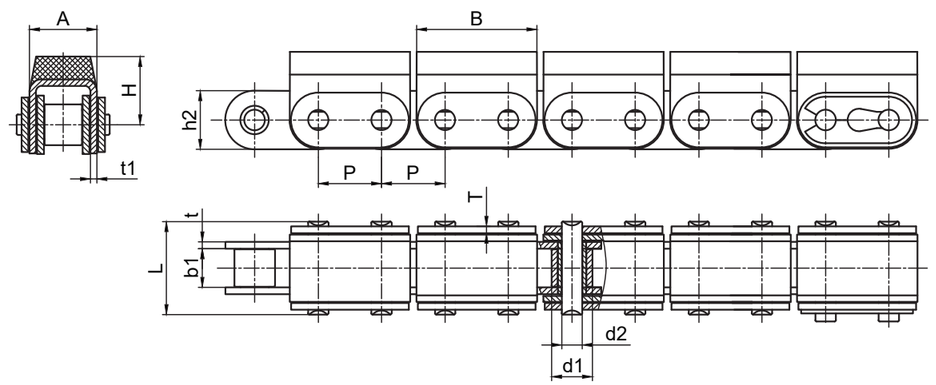

链号 UIB Chain No.	节距 Pitch	滚子直径 Roller diameter	内节内宽 Width between inner plates	销轴直径 Pin diameter	销轴长度 Pin length	链板厚度 Plate thickness	链板高度 plate depth	附板尺寸 Attachment dimensions				抗拉强度 Ultimate tensile strength	每米重量 Weight per meter
	P	d1 max	b1 min	d2 max	L max	t/T max	h2 max	A	B	H	t1	Q min	q
	mm	mm	mm	mm	mm	mm	mm	mm	mm	mm	mm	kN	kg/m
C08B-G1	12.700	8.51	7.75	4.45	20.0	1.56	11.80	14.60	24.20	12.3	1.60	18.0	1.30
C10B-G1	15.875	10.16	9.65	5.08	23.2	1.70	14.70	16.80	30.00	17.0	1.60	19.0	1.75
C12B-G1	19.050	12.07	11.68	5.72	26.5	1.85	16.00	19.60	36.00	21.0	1.85	29.0	2.15
C80-G1	25.400	15.88	15.75	7.92	37.2	3.10	24.00	27.50	46.00	20.0	2.42	42.0	4.34
C100-G1	31.750	19.05	18.90	9.53	46.8	4.00	30.00	34.00	61.75	28.0	3.10	86.7	9.10
C20B-G1	31.750	19.05	19.56	10.19	48.0	4.5/3.5	26.40	36.00	57.00	27.0	3.50	85.0	6.65
C24B-G1	38.100	25.40	25.40	14.63	61.6	6.0/4.8	33.20	47.00	72.60	34.0	4.50	160.0	11.63

带橡胶附件输送链 Conveyor Chains With Rubber Top

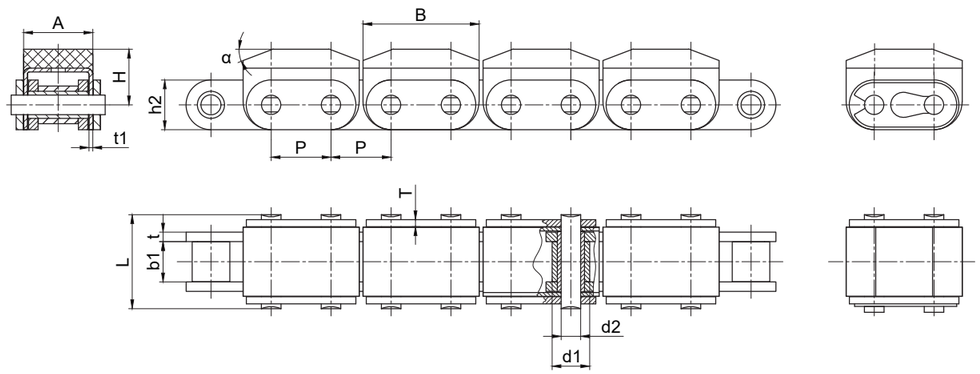

链号 UIB Chain No.	节距	滚子直径	内节内宽	销轴直径	销轴长度	链板厚度	链板高度	附板尺寸					抗拉强度	每米重量
	Pitch	Roller diameter	Width between inner plates	Pin diameter	Pin length	Plate thickness	plate depth	Attachment dimensions					Ultimate tensile strength	Weight per meter
	P	d1 max	b1 min	d2 max	L max	t/T max	h2 max	A	B	H	t1	α	Q min	q
	mm	mm	mm	mm	mm	mm	mm	mm	mm	mm	mm	°	kN	kg/m
C16B-G1	25.400	15.88	17.02	8.28	39.7	4.0/3.0	21.00	29.05	49.00	21.4	1.60	15.00	70.6	1.30

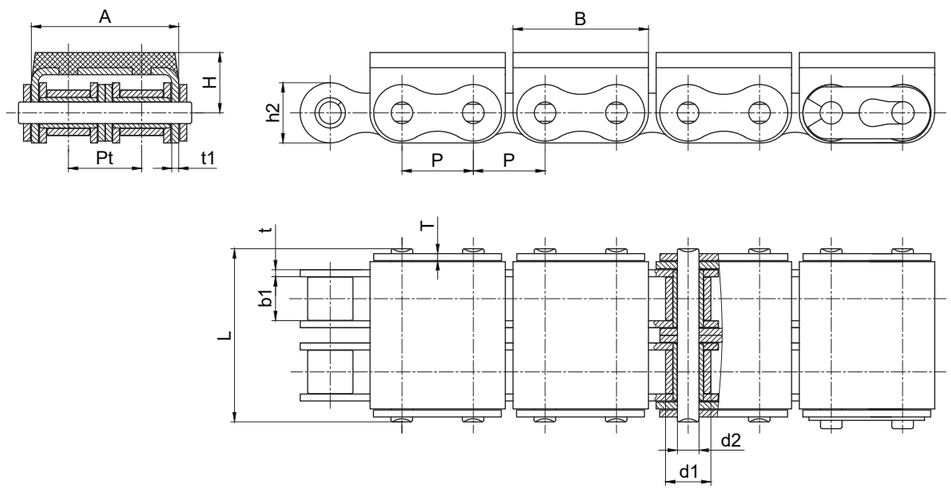

链号 UIB Chain No.	节距	排距	滚子直径	内节内宽	销轴直径	销轴长度	链板厚度	链板高度	附板尺寸				抗拉强度	每米重量
	Pitch	Transverse pitch	Roller diameter	Width between inner plates	Pin diameter	Pin length	Plate thickness	plate depth	Attachment dimensions				Ultimate tensile strength	Weight per meter
	P	Pt	d1 max	b1 min	d2 max	L max	t/T max	h2 max	A	B	H	t1	Q min	q
	mm	mm	mm	mm	mm	mm	mm	mm	mm	mm	mm	mm	kN	kg/m
08B-G2	12.700	13.92	8.51	7.75	4.45	34.30	1.56	11.80	28.40	24.20	12.30	1.56	32.0	2.07
10B-G2	15.875	16.59	10.16	9.65	5.07	39.70	1.70	14.70	33.30	30.00	17.00	1.56	44.5	2.56
12B-G2	19.050	19.46	12.07	11.68	5.72	46.00	1.85	16.00	39.10	36.00	16.00	1.85	57.8	3.21
60-G2	19.050	22.78	11.91	12.57	5.94	52.90	2.42	18.00	44.50	37.05	21.00	1.85	62.3	4.25
80-G2	25.400	29.29	15.88	15.75	7.92	68.00	3.10	24.00	57.20	46.00	20.00	2.42	84.0	7.27

带 U 型附件输送链 Conveyor Chains With U-shaped Attachment

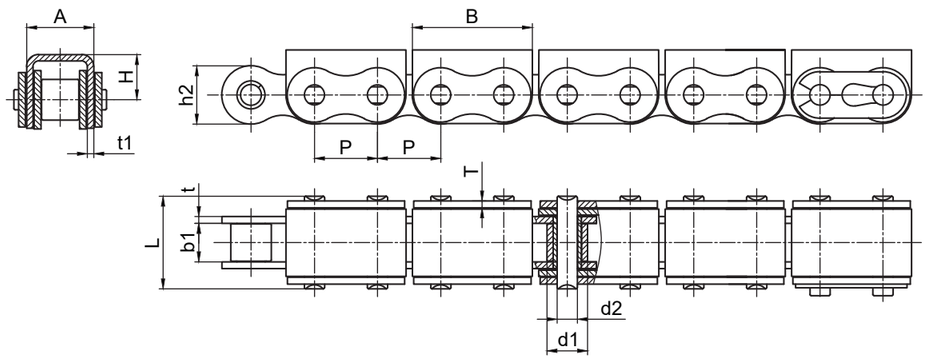

链号 UIB Chain No.	节距 Pitch	滚子直径 Roller diameter	内节内宽 Width between inner plates	销轴直径 Pin diameter	销轴长度 Pin length	链板厚度 Plate thickness	链板高度 plate depth	附板尺寸 Attachment dimensions				抗拉强度 Ultimate tensile strength	每米重量 Weight per meter
	P	d1 max	b1 min	d2 max	L max	t/T max	h2 max	A	B	H	t1	Q min	q
	mm	mm	mm	mm	mm	mm	mm	mm	mm	mm	mm	kN	kg/m
08B-U1	12.700	8.51	7.75	4.45	20.0	1.56	11.80	14.60	24.20	8.3	1.60	18.0	1.13
50-U1	15.875	10.16	9.40	5.08	24.5	2.00	15.09	17.50	31.00	11.3	1.60	21.8	1.68
10B-U1	15.875	10.16	9.65	5.08	23.2	1.70	14.70	16.80	30.00	11.3	1.60	19.0	1.53
12B-U1	19.050	12.07	11.68	5.72	26.5	1.85	16.00	19.60	36.00	13.0	1.85	29.0	1.90
80-U1	25.400	15.88	15.75	7.92	37.2	3.10	24.00	27.50	46.00	16.0	2.42	42.0	3.87
16B-U1	25.400	15.88	17.02	8.28	39.7	4.0/3.0	21.00	29.05	49.00	15.4	1.60	58.0	3.73
20B-U1	31.750	19.05	19.56	10.19	48.0	4.5/3.5	26.40	36.00	57.00	21.0	3.50	85.0	6.00
24B-U1	38.100	25.40	25.40	14.63	61.6	6.0/4.8	33.20	47.00	72.60	28.0	4.50	160.0	10.88

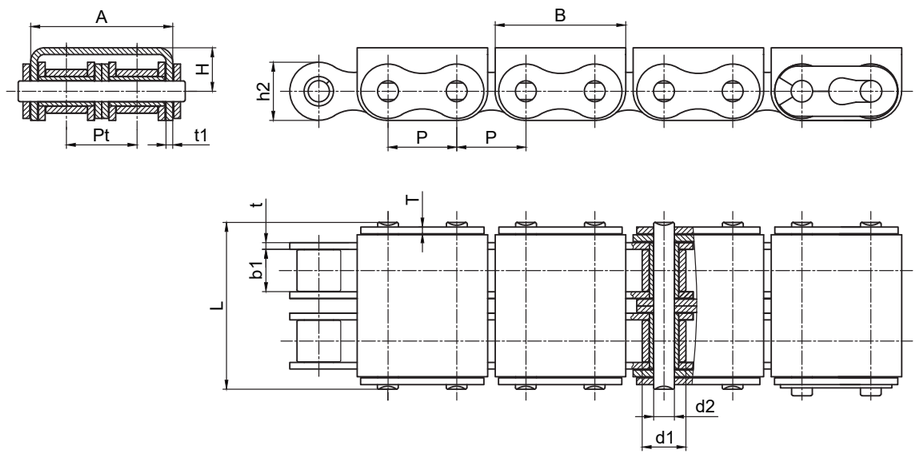

链号 UIB Chain No.	节距 Pitch	排距 Transverse pitch	滚子直径 Roller diameter	内节内宽 Width between inner plates	销轴直径 Pin diameter	销轴长度 Pin length	链板厚度 Plate thickness	链板高度 plate depth	附板尺寸 Attachment dimensions				抗拉强度 Ultimate tensile strength	每米重量 Weight per meter
	P	Pt	d1 max	b1 min	d2 max	L max	t/T max	h2 max	A	B	H	t1	Q min	q
	mm	mm	mm	mm	mm	mm	mm	mm	mm	mm	mm	mm	kN	kg/m
08B-U2	12.700	13.92	8.51	7.75	4.45	34.30	1.56	11.80	28.40	24.20	8.30	1.56	32.0	1.96
10B-U2	15.875	16.59	10.16	9.65	5.07	39.70	1.70	14.70	33.30	30.00	11.30	1.56	44.5	2.47
12B-U2	19.050	19.46	12.07	11.68	5.72	46.00	1.85	16.00	39.10	36.00	12.00	1.85	57.8	3.03
16B-U2	25.400	31.88	15.88	17.02	8.28	71.70	4.0/3.0	21.00	60.39	49.00	16.20	1.60	106.0	6.15

木材输送链 Lumber Conveyor Chains

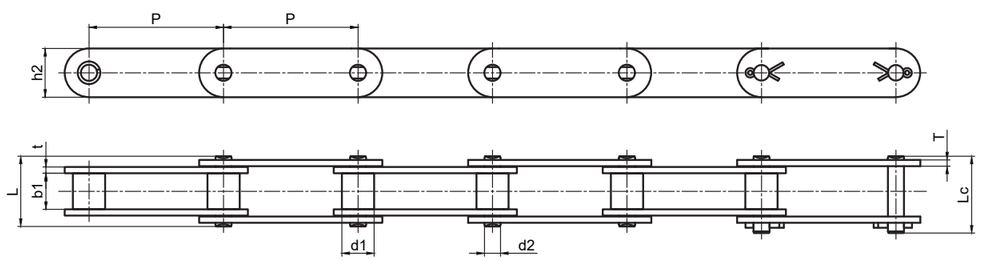

链号 UIB Chain No.	节距 Pitch P mm	滚子直径 Roller diameter d1 max mm	内节内宽 Width between inner plates b1 min mm	销轴直径 Pin diameter d2 max mm	销轴长度 Pin length L max mm	销轴长度 Pin length Lc max mm	内链板高度 Inner plate depth h2 max mm	链板厚度 Plate thickness t/T max mm	抗拉强度 Ultimate tensile strength Q min kN	平均抗拉强度 Average tensile strength Q_0 kN	每米重量 Weight per meter q kg/m
81X	66.27	23.02	27.00	11.1	49.9	53.5	28.60	4.00	106.7	128.9	3.78
81XH	66.27	23.00	27.78	11.1	60.7	65.1	31.35	7.94/5.55	151.9	175.7	5.88
81XHH	66.27	23.00	27.78	11.1	65.6	70.0	31.35	7.94	191.1	212.6	6.7

尖齿链 Sharp Top Chains

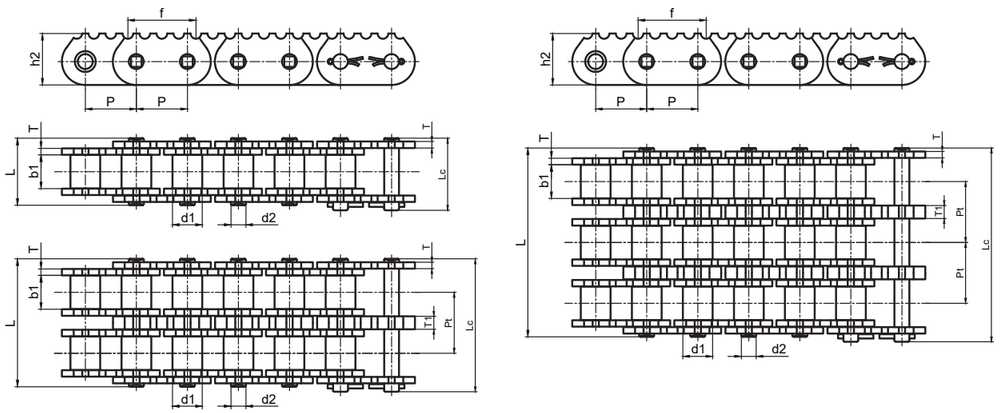

链号 UIB Chain No.	节距 Pitch P mm	滚子直径 Roller diameter d1 max mm	销轴直径 Pin diameter d2 max mm	内节内宽 Width between inner plates b1 min mm	销轴长度 Pin length L max mm	销轴长度 Pin length Lc max mm	链板尺寸 Attachment dimensions h2 max mm	链板尺寸 T mm	链板尺寸 T1 mm	链板尺寸 f mm	排距 Transverse pitch Pt mm	抗拉强度 Ultimate tensile strength Q min kN	平均抗拉强度 Average Tensile Strength Q_0 kN
C120-1802-1	38.100	22.23	11.10	25.30	141	144.7	38.5	4.8	/	50.8	/	125	157.0
C120-1802-2	38.100	22.23	11.10	25.30	98	101.7	38.5	4.8	9.5	50.8	45.44	250	314.0
C120-1802-3	38.100	22.23	11.10	25.30	50.5	54.2	38.5	4.8	9.5	50.8	45.44	375	439.0

尖齿链 Sharp Top Chains

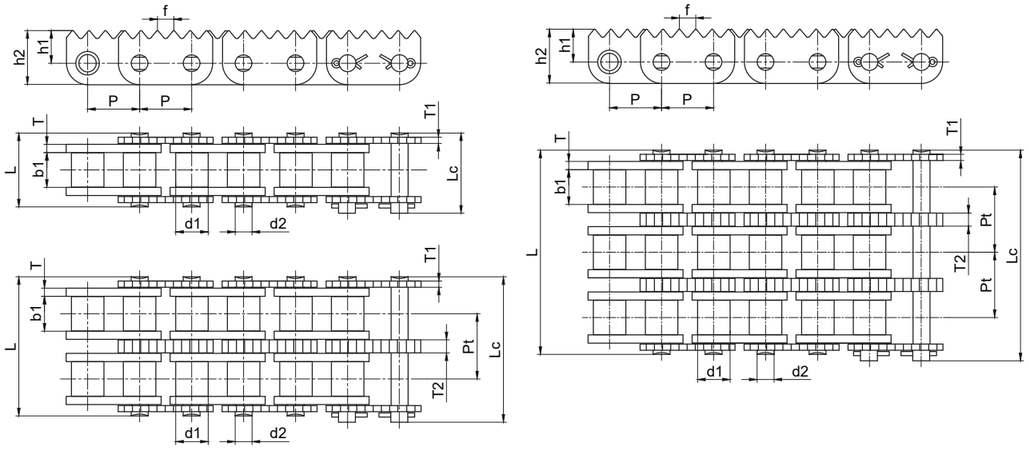

链号 UIB Chain No.	节距	滚子直径	销轴直径	内节内宽	销轴长度		链板尺寸						排距	抗拉强度
	Pitch	Roller diameter	Pin diameter	Width between inner plates	Pin length		Attachment dimensions						Transverse pitch	Ultimate tensile strength
	P	d1 max	d2 max	b1 min	L max	Lc max	h2 max	f	h1	T	T1	T2	Pt	Q min
	mm	mm	mm	mm	mm	mm	mm	mm	mm	mm	mm	mm	mm	kN
C16B-1186-1	25.400	15.88	8.28	17.02	36.1	39.2	26.5	8.0	16.0	4.0	3.0	/	/	60.0
C16B-1186-2	25.400	15.88	8.28	17.02	68.0	71.2	26.5	8.0	16.0	4.0	3.0	6.4	31.88	106.0
C16B-1186-3	25.400	15.88	8.28	17.02	99.8	102.7	26.5	8.0	16.0	4.0	3.0	6.4	31.88	160.0

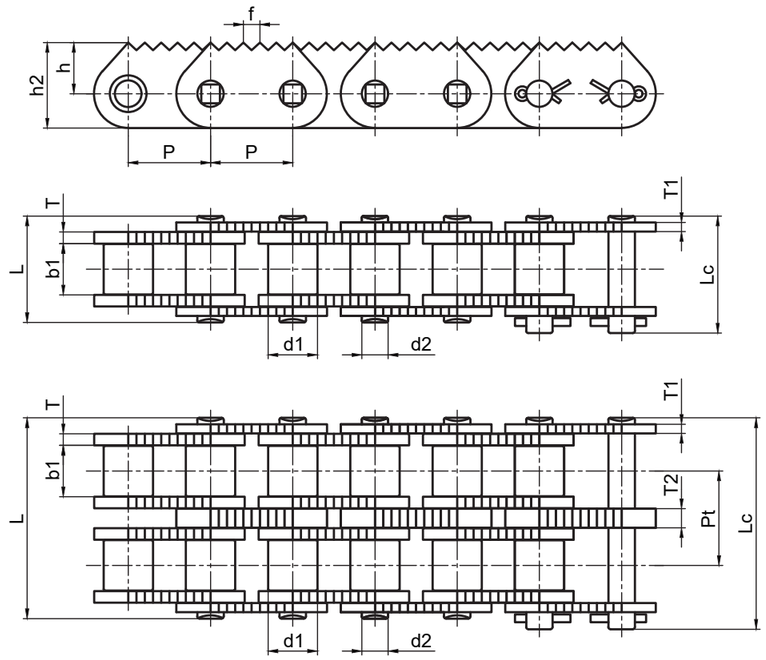

链号 UIB Chain No.	节距	滚子直径	销轴直径	内节内宽	销轴长度		链板尺寸							排距	抗拉强度	平均抗拉强度
	Pitch	Roller diameter	Pin diameter	Width between inner plates	Pin length		Attachment dimensions							Transverse pitch	Ultimate tensile strength	Average Tensile Strength
	P	d1 max	d2 max	b1 min	L max	Lc max	h2 max	T	T1	T2	f			Pt	Q min	Q_0
	mm	mm	mm	mm	mm	mm	mm	mm	mm	mm	mm			mm	kN	kN
C20B-1310-1	31.750	19.05	10.19	19.56	40.8	45.2	33.0	4.5	3.5	/	6.4			/	95.0	106.0
C20B-1310-2	31.750	19.05	10.19	19.56	77.2	81.6	33.0	4.5	3.5	7.35	6.4			45.44	170.0	210.0

尖齿链 Sharp Top Chains

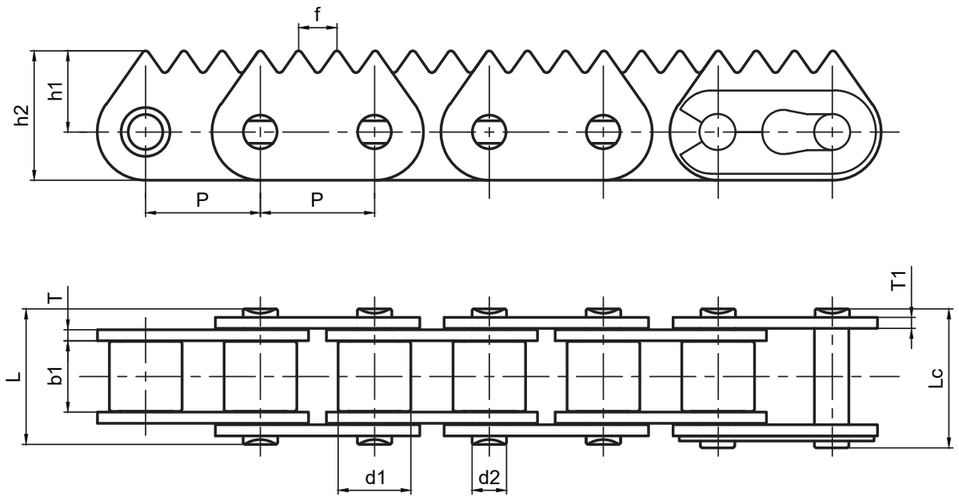

链号 UIB Chain No.	节距 Pitch	滚子直径 Roller diameter	销轴直径 Pin diameter	内节内宽 Width between inner plates	销轴长度 Pin length		链板尺寸 Attachment dimensions					抗拉强度 Ultimate tensile strength
	P	d1 max	d2 max	b1 min	L max	Lc max	h2 max	f	h1	T	T1	Q min
	mm	mm	mm	mm	mm	mm	mm	mm	mm	mm	mm	kN
C12B-1325-1	19.050	12.07	5.72	11.68	22.5	24	21.5	6.4	13.5	1.9	1.9	29.0

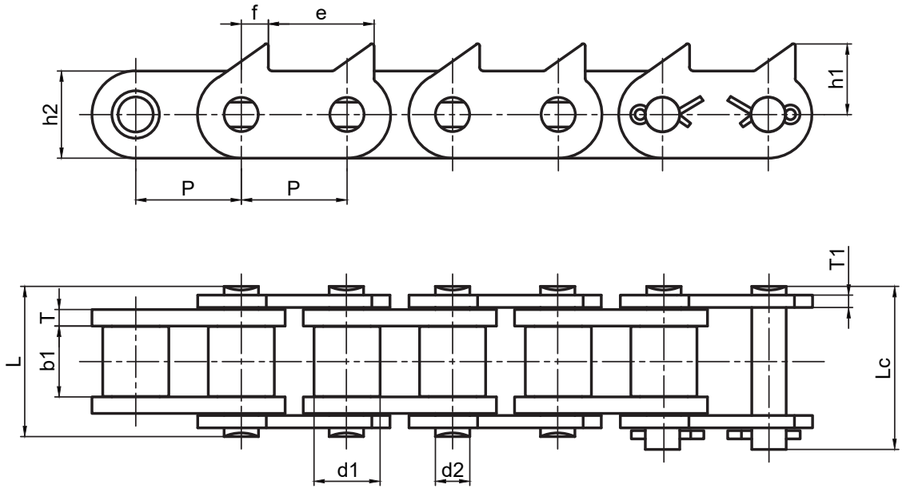

链号 UIB Chain No.	节距 Pitch	滚子直径 Roller diameter	销轴直径 Pin diameter	内节内宽 Width between inner plates	销轴长度 Pin length		链板尺寸 Attachment dimensions						抗拉强度 Ultimate tensile strength	平均抗拉强度 Average Tensile Strength
	P	d1 max	d2 max	b1 min	L max	Lc max	h2 max	f	e	h1	T	T1	Q min	Q_0
	mm	mm	mm	mm	mm	mm	mm	mm	mm	mm	mm	mm	kN	kN
C16B-1161-1	25.400	15.88	8.28	17.02	36.1	39.2	21.0	6.5	25.4	17.0	4.0	3.0	60.0	72.5

尖齿链 Sharp Top Chains

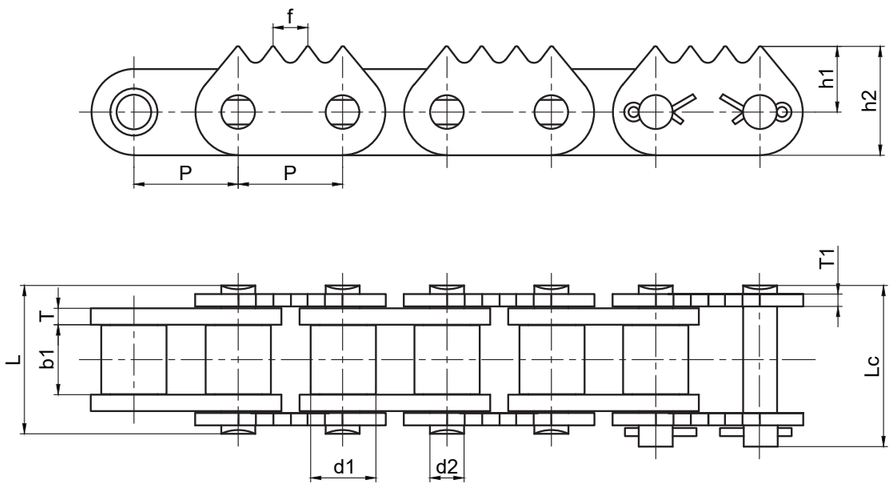

链号 UIB Chain No.	节距 Pitch	滚子直径 Roller diameter	销轴直径 Pin diameter	内节内宽 Width between inner plates	销轴长度 Pin length		链板尺寸 Attachment dimensions						抗拉强度 Ultimate tensile strength
	P	d1 max	d2 max	b1 min	L max	Lc max	h1 max	h2	h3	f	T	T1	Q min
	mm	mm	mm	mm	mm	mm	mm	mm	mm	mm	mm	mm	kN
C16B-1170-1	25.400	15.88	8.28	17.02	36.1	39.2	21.0	16.0	26.5	8.47	3.0	3.0	60.0

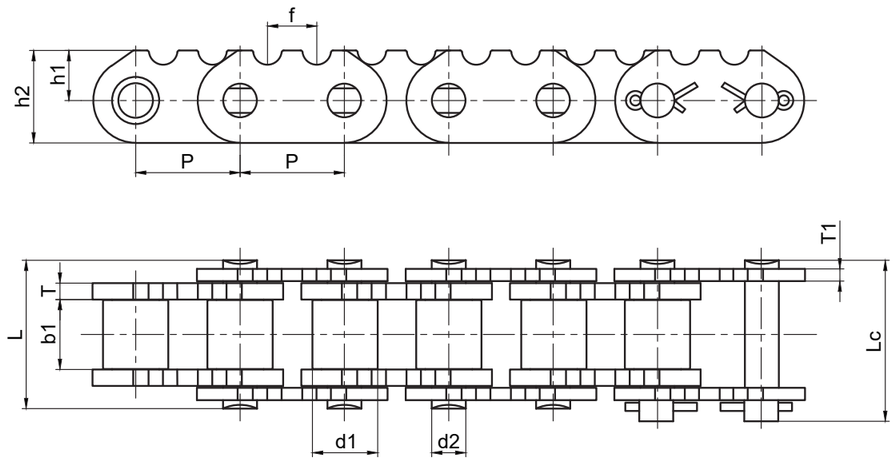

链号 UIB Chain No.	节距 Pitch	滚子直径 Roller diameter	销轴直径 Pin diameter	内节内宽 Width between inner plates	销轴长度 Pin length		链板尺寸 Attachment dimensions						抗拉强度 Ultimate tensile strength
	P	d1 max	d2 max	b1 min	L max	Lc max	h2 max	f	h1	T	T1		Q min
	mm	mm	mm	mm	mm	mm	mm	mm	mm	mm	mm		kN
C16B-1180-1	25.400	15.88	8.28	17.02	36.1	39.2	22.5	12.0	12.2	3.0	3.0		60.0

尖齿链 Sharp Top Chains

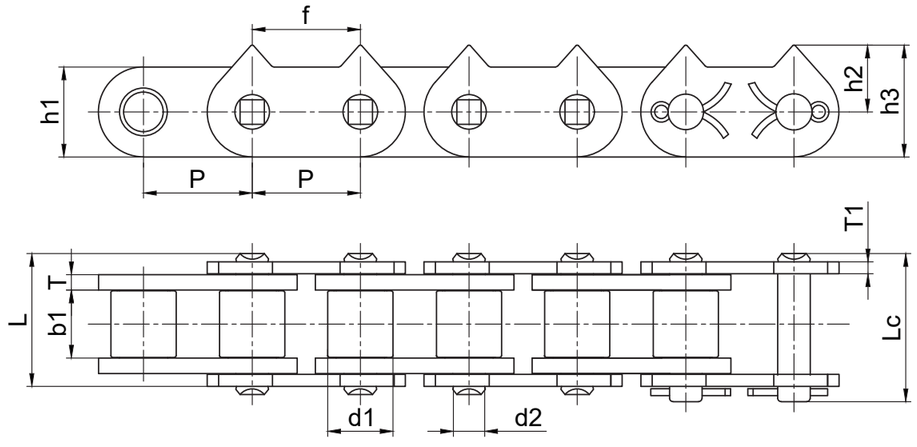

链号 UIB Chain No.	节距 Pitch	滚子直径 Roller diameter	销轴直径 Pin diameter	内节内宽 Width between inner plates	销轴长度 Pin length		链板尺寸 Attachment dimensions						抗拉强度 Ultimate tensile strength
	P	d1 max	d2 max	b1 min	L max	Lc max	h1 max	h2	h3	f	T	T1	Q min
	mm	mm	mm	mm	mm	mm	mm	mm	mm	mm	mm	mm	kN
C20B-1350-1	31.750	19.05	10.19	19.56	40.8	45.2	26.3	19.8	33.0	31.75	4.5	3.5	95.0

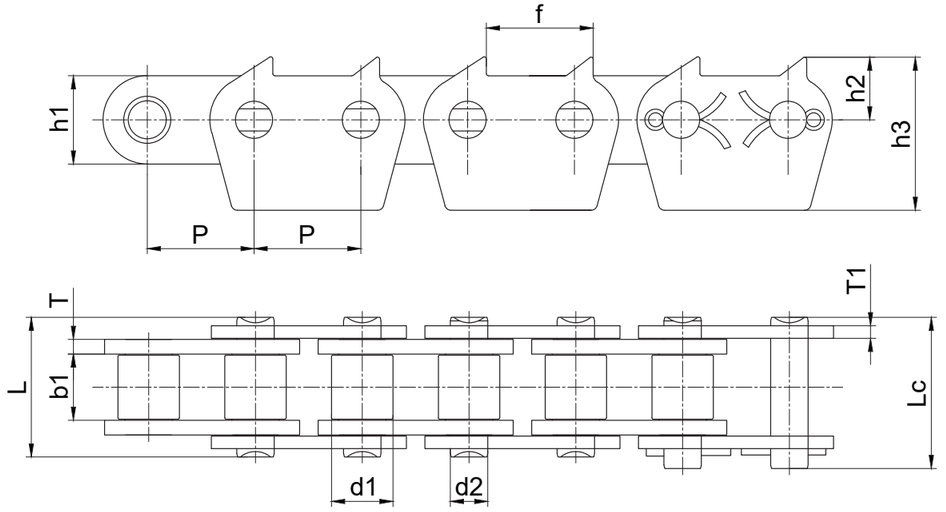

链号 UIB Chain No.	节距 Pitch	滚子直径 Roller diameter	销轴直径 Pin diameter	内节内宽 Width between inner plates	销轴长度 Pin length		链板尺寸 Attachment dimensions						抗拉强度 Ultimate tensile strength
	P	d1 max	d2 max	b1 min	L max	Lc max	h1 max	h2	h3	f	T	T1	Q min
	mm	mm	mm	mm	mm	mm	mm	mm	mm	mm	mm	mm	kN
C32B-1874-1	50.800	29.21	17.81	30.99	66.5	72	42.0	30.0	73.0	50.80	7.0	6.0	250.0

尖齿链 Sharp Top Chains

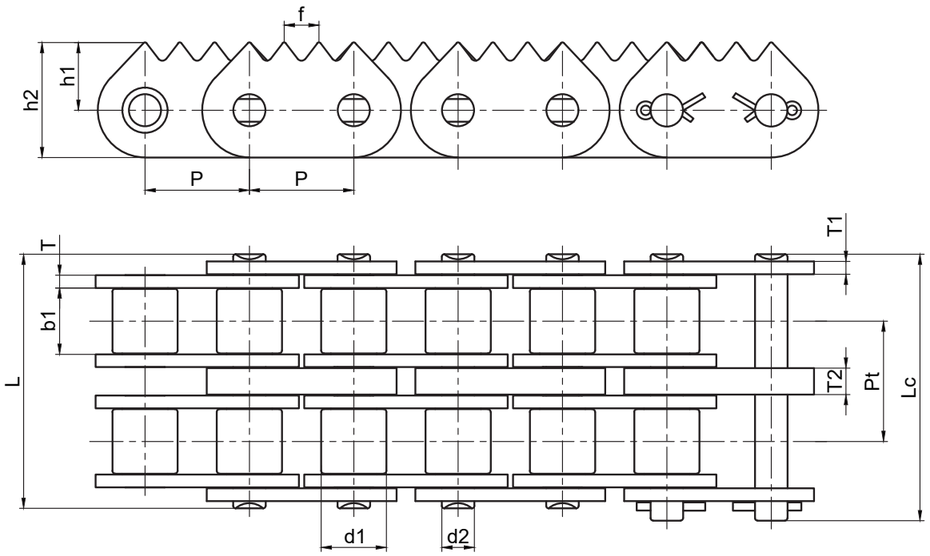

链号 UIB Chain No.	节距	滚子直径	销轴直径	内节内宽	销轴长度		链板尺寸						排距	抗拉强度
	Pitch	Roller diameter	Pin diameter	Width between inner plates	Pin length		Attachment dimensions						Transverse pitch	Ultimate tensile strength
	P	d1 max	d2 max	b1 min	L max	Lc max	h1 max	h2 max	T	T1	T2	f	Pt	Q min
	mm	mm	mm	mm	mm	mm	mm	mm	mm	mm	mm	mm	mm	kN
C80-1230-2	25.4	15.88	7.94	15.75	62	65.0	16.5	28.0	3.10	3.10	6.40	8.47	29.29	113.4

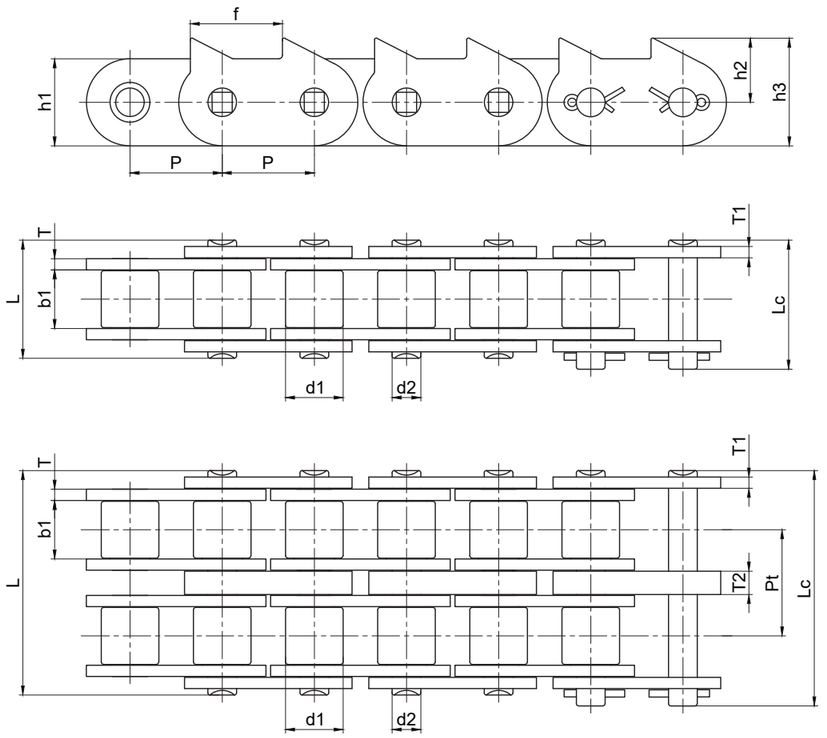

链号 UIB Chain No.	节距	滚子直径	销轴直径	内节内宽	销轴长度		链板尺寸								排距	抗拉强度
	Pitch	Roller diameter	Pin diameter	Width between inner plates	Pin length		Attachment dimensions								Transverse pitch	Ultimate tensile strength
	P	d1 max	d2 max	b1 min	L max	Lc max	h1 max	h2	h3	f	T	T1	T2		Pt	Q min
	mm	mm	mm	mm	mm	mm	mm	mm	mm	mm	mm	mm	mm		mm	kN
C80-1274-1	25.4	15.88	7.94	15.75	62	65.0	24.1	18.0	30.0	25.4	3.25	3.10	/		/	56.7
C80-1274-2	25.4	15.88	7.94	15.75	62	65.0	24.1	18.0	30.0	25.4	3.25	3.10	6.40		29.29	113.4

尖齿链 Sharp Top Chains

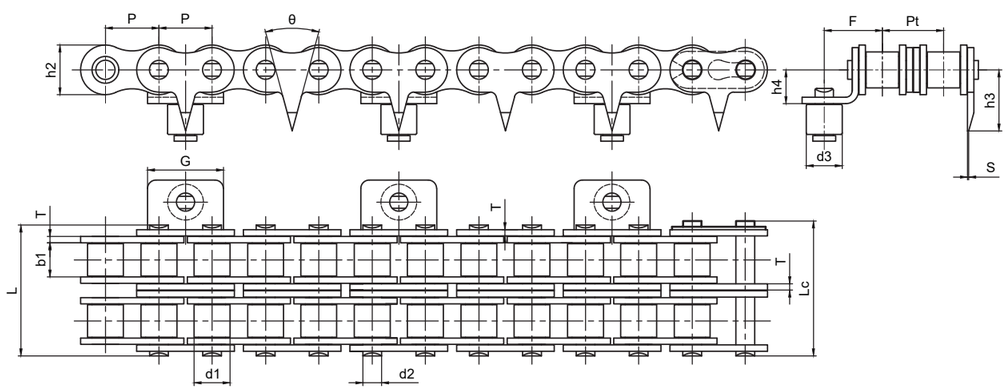

链号 UIB Chain No.	节距	滚子直径	销轴直径	内节内宽	销轴长度		链板尺寸					附板宽度	排距	齿厚	角度	抗拉强度	平均抗拉强度
	Pitch	Roller diameter	Pin diameter	Width between inner plates	Pin length		Attachment dimensions					Attachment width	Transverse pitch	Tooth thickness	Angle	Ultimate tensile strength	Average Tensile Strength
	P	d1/d3 max	d2 max	b1 min	L max	Lc max	h2 max	F	h3	h4	T	G	Pt	S	θ	Q min	Q_0
	mm	mm	mm	mm	mm	mm	mm	mm	mm	mm	mm	mm	mm	mm	°	kN	kN
08B-ST1AV1-2	12.700	8.51	4.45	7.75	31	32	11.8	13.8	14.5	8.0	1.6	18	13.92	0.3	30	31.1	38.4

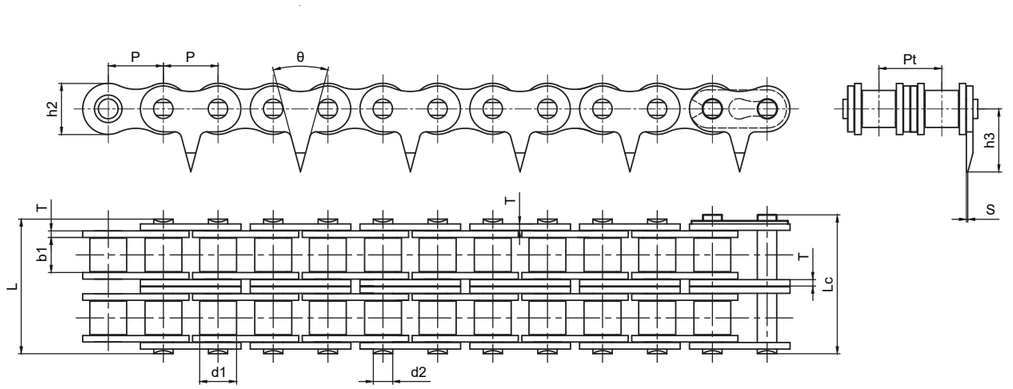

链号 UIB Chain No.	节距	滚子直径	销轴直径	内节内宽	销轴长度		链板尺寸			排距	齿厚	角度	抗拉强度	平均抗拉强度
	Pitch	Roller diameter	Pin diameter	Width between inner plates	Pin length		Attachment dimensions			Transverse pitch	Tooth thickness	Angle	Ultimate tensile strength	Average Tensile Strength
	P	d1 max	d2 max	b1 min	L max	Lc max	h2 max	h3	T	Pt	S	θ	Q min	Q_0
	mm	mm	mm	mm	mm	mm	mm	mm	mm	mm	mm	°	kN	kN
08B-ST1A-2	12.700	8.51	4.45	7.75	31	32	11.8	14.5	1.6	13.92	0.3	30	31.1	38.4

尖齿链 Sharp Top Chains

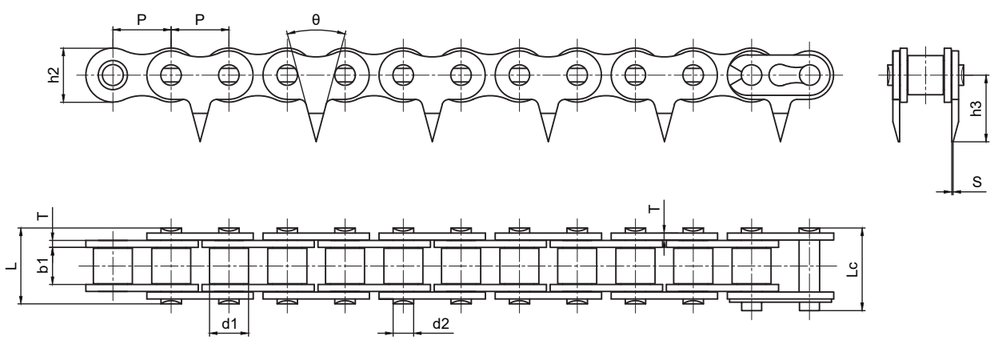

链号 UIB Chain No.	节距 Pitch	滚子直径 Roller diameter	销轴直径 Pin diameter	内节内宽 Width between inner plates	销轴长度 Pin engtth		链板尺寸 Attachment dimensions			齿厚 Tooth thickness	角度 Angle	抗拉强度 Ultimate tensile strength	平均抗拉强度 Average Tensile Strength
	P	d1 max	d2 max	b1 min	L max	Lc max	h2 max	h3	T	S	θ	Q min	Q_0
	mm	mm	mm	mm	mm	mm	mm	mm	mm	mm	°	kN	kN
08B-ST1K	12.700	8.51	4.45	7.75	16.6	18	11.8	14.5	1.6	0.3	30	18	22.2

转弯机链条 Turning Machine Chain

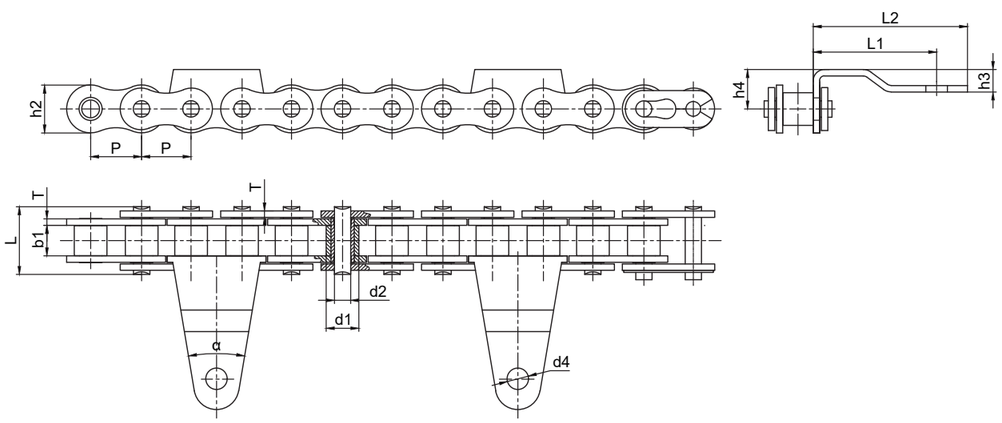

链号 UIB Chain No.	节距 Pitch	滚子直径 Roller diameter	内节内宽 Width between inner plates	销轴直径 Pin diameter	销轴长度 Pin length	链板尺寸 Plate dimensions		附板尺寸 Attachment dimensions						转弯半径 Turning radius	抗拉强度 Ultimate tensile strength	平均抗拉强度 Average Tensile Strength
	P	d1 max	b1 min	d2 max	L max	h2 max	T max	h3	h4	L1	L2	α	d4	R min	Q min	Q_0
	mm	mm	mm	mm	mm	mm	mm	mm	mm	mm	mm	°	mm	mm	kN	kN
50F9	15.875	10.16	9.50	5.08	21.1	15.05	2.00	7.00	12.30	38.40	48.20	19.00	5.20	1500.00	26.5	29.3
50SBF1	15.875	10.16	9.50	5.08	21.1	14.90	2.00	7.00	12.30	38.40	48.20	19.00	6.70	330.00	20.6	22.7
50SBV2	15.875	10.16	9.50	5.08	21.1	14.90	2.00	7.00	12.50	45.00	54.00	3.00	5.00	330.00	20.6	22.7
50SBV3	15.875	10.16	9.50	5.08	21.1	14.90	2.00	7.00	12.30	51.30	60.90	15.00	5.00	330.00	20.6	22.7
50SBV4	15.875	10.16	9.50	5.08	21.1	15.05	2.00	7.00	12.30	43.15	52.75	19.00	6.20	1500.00	26.5	29.3

料线链条 Feed Conveying Chain

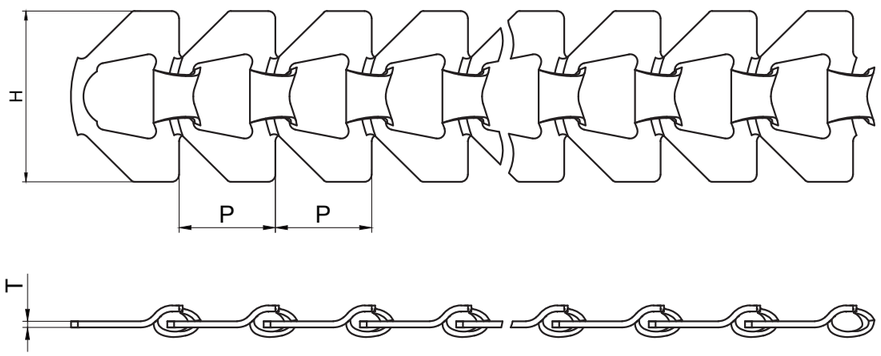

链号 UIB Chain No.	节距	附板宽度	附板厚度	抗拉强度	每米重量
	Pitch	Plate Width	Plate thickness	Ultimate Tensile Strength	Weight per meter
	P	H	T	Q min	q
	mm	mm	mm	kN	kg/m
LX42.4	42.400	70.4	2.5±0.15	13.5	1.10

伸缩机链条 Extendable Conveyor Chain

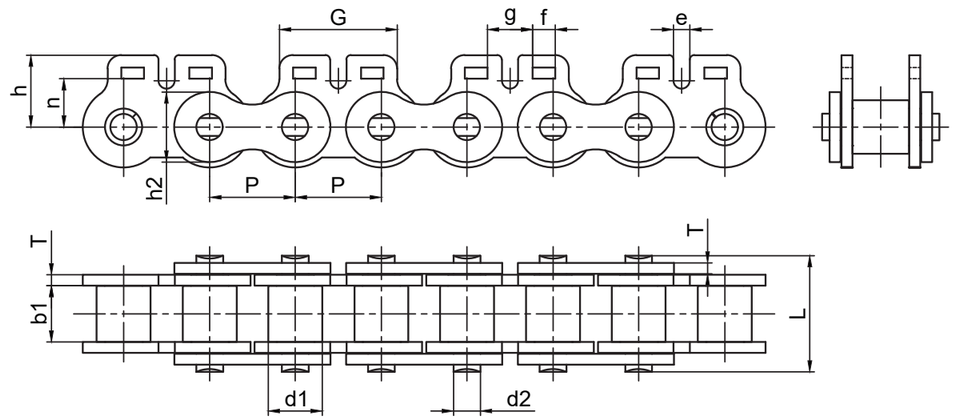

链号 UIB Chain No.	节距	滚子直径	内节内宽	销轴直径	销轴长度	链板尺寸		附板尺寸						抗拉强度	平均抗拉强度
	Pitch	Roller diameter	Width between inner plates	Pin diameter	Pin length	Plate dimensions		Attachment dimensions						Ultimate tensile strength	Average Tensile Strength
	P	d1 max	b1 min	d2 max	L max	h2 max	T max	G	h	g	f	n	e	Q min	Q_0
	mm	mm	mm	mm	mm	mm	mm	mm	mm	mm	mm	mm	mm	kN	kN
60SK2V1(N)	19.050	11.91	12.57	5.94	25.9	15.60	2.42	26.00	16.00	10.00	5.00	10.75	3.60	31.3	40.0

口罩链条 Mask Chain

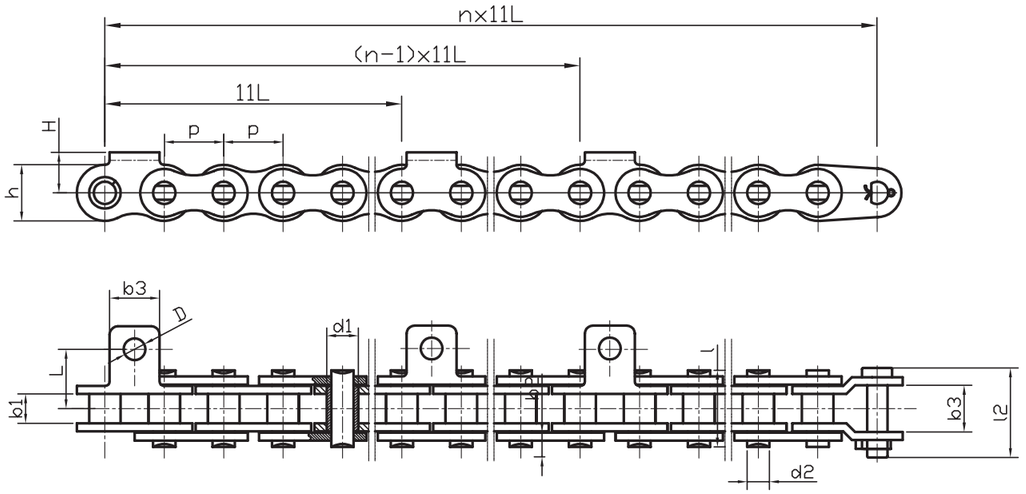

链号 UIB Chain No.	节距	套筒直径	内节内宽	销轴直径	链板宽度	销轴长度	OL 外节内宽	OL 销轴长度	附板距链条中心位置	附板宽度	附板定位孔直径	附板定位孔距链条中心位置	抗拉强度	每米重量
	Pitch	roller diameter	Width between inner plates	Pin diameter	Plate thickness	Pin length	OL Width between outer plates	OL Pin length	Attachment position	Attachment thickness	Location hole diametre	Location hole postions	Ultimate Tensile Strength	Weight per meter
	p	d1	b1	d2	h	l	b3	L2	H	b3	D	L	Q	q
		max	min	max	max	max	max	min					min	
	mm	mm	mm	mm	mm	mm	mm	mm	mm	mm	mm	mm	KN	kg/m
06CA1F1	9.525	5.06	4.7	3.58	9	12.3	7.77	14.6	6.5	8	3.5	9.52	8	0.57

注：另有直板链片类型可供选择

M 系列输送链 M Series Conveyor Chains

1. 无滚子

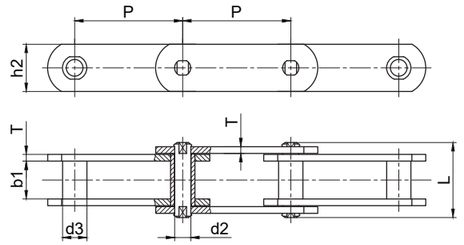

2. 带S小滚子

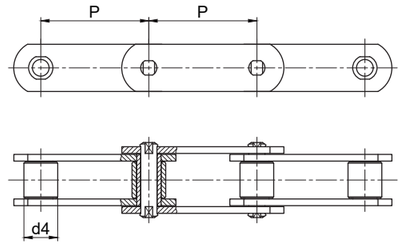

3. 带R大滚子

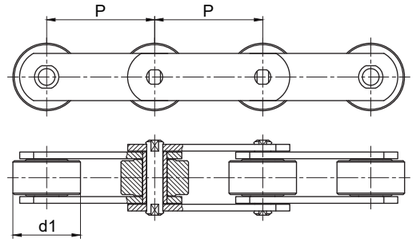

4. 带F法兰边滚子

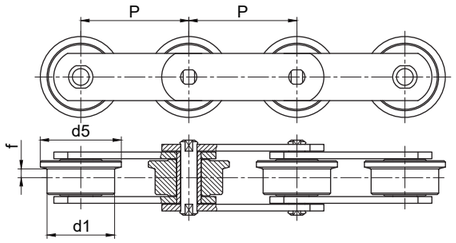

ISO 链号 Chain No.	节距 Pitch P mm							滚子尺寸 Roller diameter d1 max mm	d4 max mm	d5 max mm	f mm
M20	40.0	50.0	63.0	80.0	100.0	125.0	160.0	25.0	12.5	30.0	4.0
M28	50.0	63.0	80.0	100.0	125.0	160.0	200.0	30.0	15.0	36.0	4.5
M40	63.0	80.0	100.0	125.0	160.0	200.0	250.0	36.0	18.0	42.0	4.5
M56	63.0	80.0	100.0	125.0	160.0	200.0	250.0	42.0	21.0	50.0	6.0
M80	80.0	100.0	125.0	160.0	200.0	250.0	315.0	50.0	25.0	60.0	7.0
M112	80.0	100.0	125.0	160.0	200.0	250.0	315.0	60.0	30.0	70.0	7.5
M160	100.0	125.0	160.0	200.0	250.0	315.0	400.0	70.0	36.0	85.0	8.5
M224	125.0	160.0	200.0	250.0	315.0	400.0	500.0	85.0	42.0	100.0	10.0
M315	160.0	200.0	250.0	315.0	400.0	500.0	630.0	100.0	50.0	120.0	10.5
M450	200.0	250.0	315.0	400.0	500.0	630.0	800.0	120.0	60.0	140.0	11.5

ISO 链号 Chain No.	内节内宽 Width between inner plates b1 min mm	套筒直径 Sleeve diameter d3 max mm	销轴直径 Pin diameter d2 max mm	销轴长度 Pin length L max mm	链板高度 Plate height h2 mm	链板厚度 Plate thickness T mm	抗拉强度 Ultimate tensile strength Q min kN	许用载荷 Allowable load F max kN
M20	16.0	9.0	6.0	35.0	18.0	2.5	20.0	2.85
M28	18.0	10.0	7.0	40.0	20.0	3.0	28.0	4.0
M40	20.0	12.5	8.5	45.0	25.0	3.5	40.0	5.7
M56	24.0	15.0	10.0	52.0	30.0	4.0	56.0	8.0
M80	28.0	18.0	12.0	62.0	35.0	5.0	80.0	11.4
M112	2.0	21.0	15.0	73.0	40.0	6.0	112.0	16.0
M160	37.0	25.0	18.0	85.0	50.0	7.0	160.0	22.9
M224	43.0	30.0	21.0	98.0	60.0	8.0	224.0	32.0
M315	48.0	36.0	25.0	112.0	70.0	10.0	315.0	45.0
M450	56.0	42.0	30.0	135.0	80.0	12.0	450.0	64.3

M 系列带附板输送链 M Series Conveyor Chains with Attached Plate

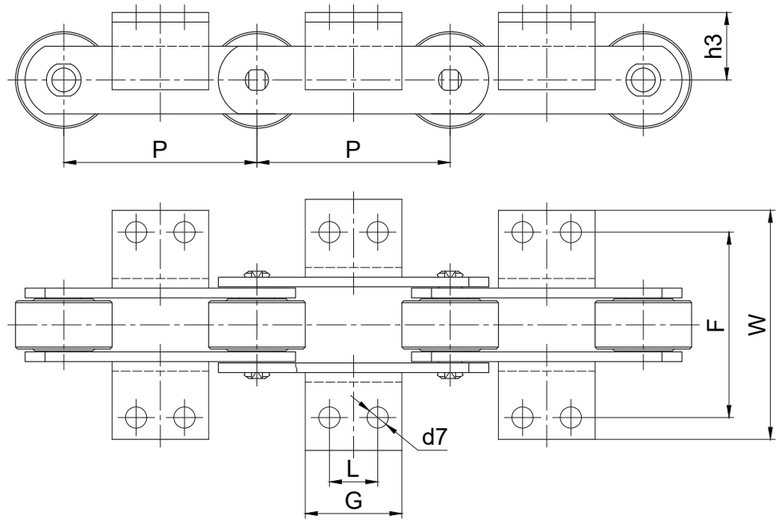

ISO 链号 Chain No.	P mm	L mm	G mm	d7 mm	h3 mm	F mm	W mm
M20	40.0	*	14.0	6.0	16.0	54.0	80.0
	50.0	*	14.0				
	63.0	20.0	35.0				
	80.0	35.0	50.0				
M28	50.0	*	20.0	9.0	20.0	64.0	94.0
	63.0	*	20.0				
	80.0	25.0	45.0				
	100.0	40.0	60.0				
M40	63.0	*	30.0	9.0	25.0	70.0	100.0
	80.0	20.0	45.0				
	100.0	40.0	60.0				
	125.0	60.0	85.0				
M56	63.0	*	20.0	11.0	30.0	88.0	122.0
	80.0	*	30.0				
	100.0	25.0	50.0				
	125.0	50.0	75.0				
	160.0	85.0	110.0				
M80	80.0	*	30.0	11.0	35.0	96.0	130.0
	100.0	25.0	50.0				
	125.0	50.0	75.0				
	160.0	85.0	110.0				
	200.0	125.0	150.0				

注：“*”附板带一个孔

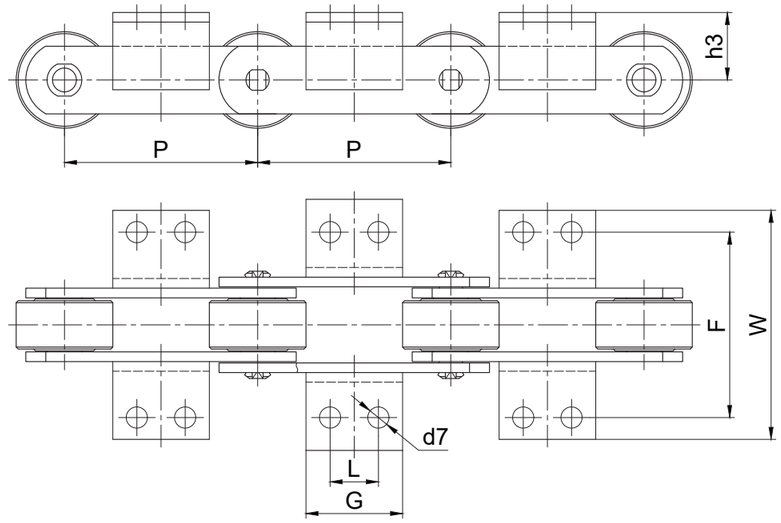

ISO 链号 Chain No.	P mm	L mm	G mm	d7 mm	h3 mm	F mm	W mm
M112	80.0	*	30.0	14.0	40.0	110.0	160.0
	100.0	*	40.0				
	125.0	35.0	65.0				
	160.0	65.0	95.0				
	200.0	100.0	130.0				
M160	100.0	*	30.0	14.0	45.0	124.0	170.0
	125.0	25.0	50.0				
	160.0	50.0	80.0				
	200.0	85.0	115.0				
	250.0	145.0	175.0				
M224	125.0	*	35.0	18.0	55.0	140.0	220.0
	160.0	*	60.0				
	200.0	65.0	100.0				
	250.0	125.0	160.0				
	315.0	190.0	230.0				
M315	160.0	*	35.0	18.0	65.0	160.0	230.0
	200.0	50.0	85.0				
	250.0	100.0	140.0				
	315.0	155.0	190.0				
	400.0	155.0	190.0				

注：“*”附板带一个孔

MT 系列输送链 MT Series Conveyor Chains

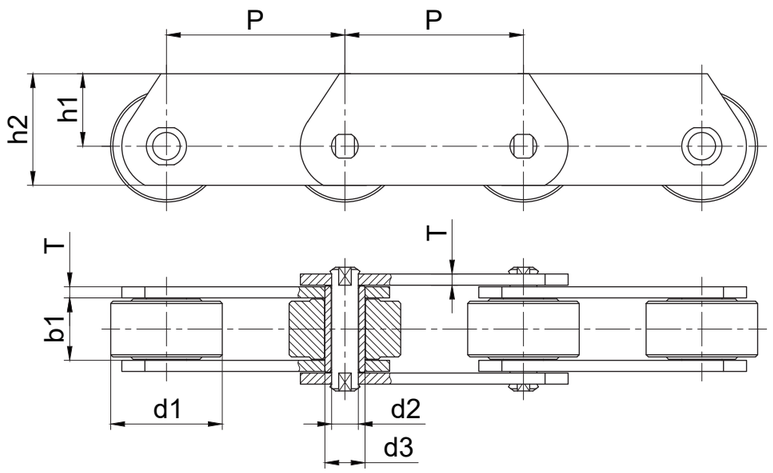

ISO 链号 Chain No.	节距 Pitch P mm					内节内宽 Width between inner plates b1 min mm	滚子直径 Roller diameter d1 max mm	销轴直径 Pin diameter d2 max mm	销轴长度 Pin length L max mm	套筒直径 Sleeve diameter d3 max mm	链板高度 Plate height h1 mm	链板高度 Plate height h2 mm	链板厚度 Plate thickness T mm	抗拉强度 Ultimate tensile strength Q min kN	许用载荷 Allowable load F max kN
MT20	40.0	50.0	63.0	80.0	100.0	16.0	25.0	6.0	35.0	9.0	16.0	25.0	2.5	20.0	2.9
MT28	50.0	63.0	80.0	100.0	125.0	18.0	30.0	7.0	40.0	10.0	20.0	30.0	3.0	28.0	4.0
MT40	63.0	80.0	100.0	125.0	160.0	20.0	36.0	8.5	45.0	12.5	22.5	35.0	3.5	40.0	5.7
MT56	63.0	80.0	100.0	125.0	160.0	24.0	42.0	10.0	52.0	15.0	30.0	45.0	4.0	56.0	8.0
MT80	80.0	100.0	125.0	160.0	200.0	28.0	50.0	12.0	62.0	18.0	32.5	50.0	5.0	80.0	11.4
MT112	80.0	100.0	125.0	160.0	200.0	2.0	60.0	15.0	73.0	21.0	40.0	60.0	6.0	112.0	16.0
MT160	100.0	125.0	160.0	200.0	250.0	37.0	70.0	18.0	85.0	25.0	45.0	70.0	7.0	160.0	22.9
MT224	125.0	160.0	200.0	250.0	315.0	43.0	85.0	21.0	98.0	30.0	60.0	90.0	8.0	224.0	32.0
MT315	160.0	200.0	250.0	315.0	400.0	48.0	100.0	25.0	112.0	36.0	65.0	100.0	10.0	315.0	45.0
MT450	200.0	250.0	315.0	400.0	500.0	56.0	120.0	30.0	135.0	42.0	80.0	120.0	12.0	450.0	64.3

MC 系列空心销轴输送链 MC Series Hollow Pin Conveyor Chains

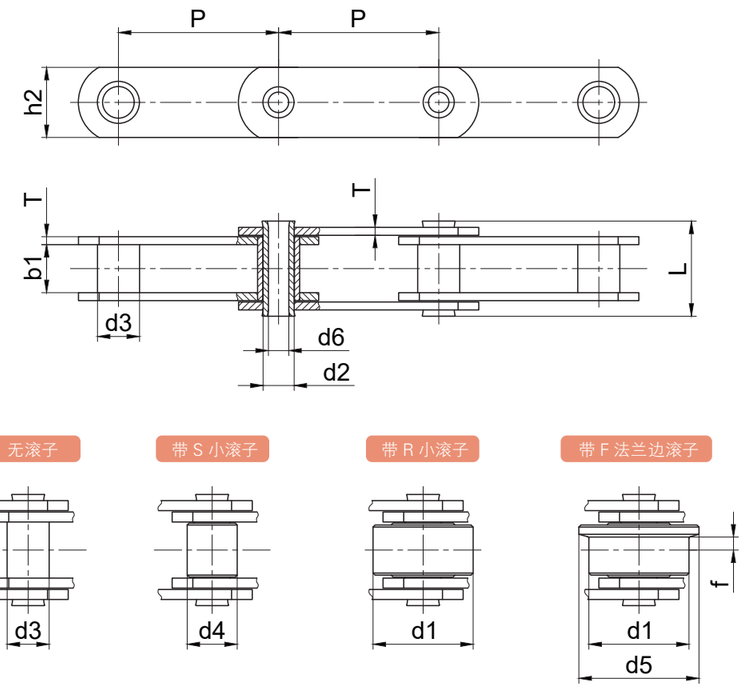

ISO 链号 Chain No.	节距 Pitch P mm						滚子尺寸 Roller diameter d1 max mm	d4 max mm	d5 max mm	f mm
MC28	63.0	80.0	100.0	125.0	160.0	/	36.0	25.0	45.0	4.5
MC56	80.0	100.0	125.0	160.0	200.0	250.0	50.0	30.0	60.0	6.0
MC112	100.0	125.0	160.0	200.0	250.0	315.0	70.0	42.0	85.0	7.5
MC224	160.0	200.0	250.0	315.0	400.0	500.0	100.0	60.0	120.0	10.0

ISO 链号 Chain No.	内节内宽 Width between inner plates b1 min mm	套筒直径 Sleeve diameter d3 max mm	销轴直径 Pin diameter d2 max mm	销轴直径 Pin diameter d6 min mm	销轴长度 Pin length L max mm	链板高度 Plate height h2 mm	链板厚度 Plate thickness T mm	抗拉强度 Ultimate tensile strength Q min kN	许用载荷 Allowable load F max kN
MC28	20.0	17.5	13.0	8.2	36.0	25.0	3.5	28.0	4.0
MC56	24.0	21.0	15.5	10.2	45.0	35.0	4.0	56.0	8.0
MC112	32.0	29.0	22.0	14.3	62.5	50.0	6.0	112.0	16.0
MC224	43.0	41.0	21.0	20.3	83.0	70.0	8.0	224.0	32.0

FV 系列输送链 FV Series Conveyor Chains

无滚子

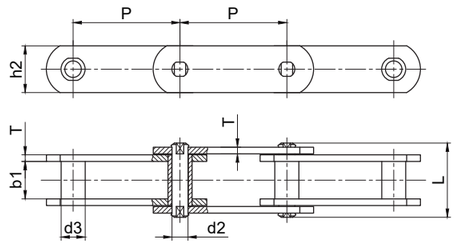

带 S 小滚子

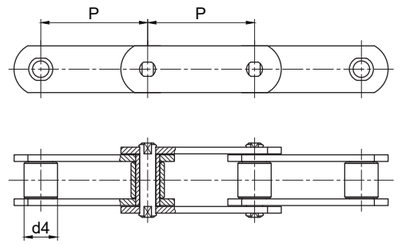

带 R 大滚子

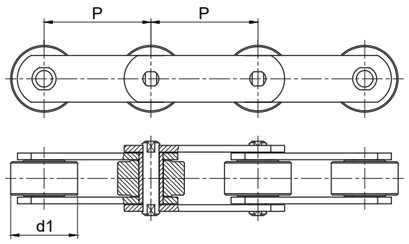

带 F 法兰边滚子

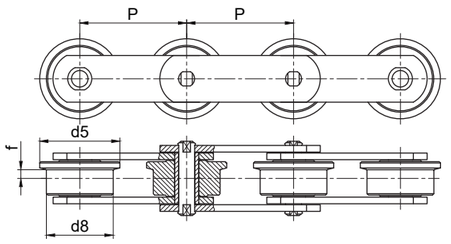

DIN 链号 Chain No.	节距 Pitch P mm						滚子尺寸 Roller diameter d1 max mm	d4 max mm	d8 max mm	d5 max mm	f mm
FV40	50.0	63.0	80.0	100.0	125.0	/	32.0	20.0	40.0	50.0	4.0
FV63	50.0	63.0	80.0	100.0	125.0	160.0	40.0	26.0	50.0	63.0	5.0
FV90	63.0	80.0	100.0	125.0	160.0	200.0	48.0	30.0	63.0	78.0	6.5
FV112	80.0	100.0	125.0	160.0	200.0	250.0	55.0	32.0	72.0	90.0	7.5
FV140	80.0	100.0	125.0	160.0	200.0	250.0	60.0	36.0	80.0	100.0	9.0
FV180	100.0	125.0	160.0	200.0	250.0	315.0	70.0	42.0	100.0	125.0	13.0
FV250	125.0	160.0	200.0	250.0	315.0	400.0	80.0	50.0	125.0	155.0	15.0
FV315	160.0	200.0	250.0	315.0	400.0	/	90.0	60.0	140.0	175.0	18.0

DIN 链号 Chain No.	内节内宽 Width between inner plates b1 min mm	套筒直径 Sleeve diameter d3 max mm	销轴直径 Pin diameter d2 max mm	销轴长度 Pin length L max mm	链板高度 Plate height h2 mm	链板厚度 Plate thickness T mm	抗拉强度 Ultimate tensile strength Q min kN	许用载荷 Allowable load F max kN
FV40	18.0	15.0	10.0	36.0	25.0	3.0	40.0	6.7
FV63	22.0	18.0	12.0	45.0	30.0	4.0	63.0	10.5
FV90	25.0	20.0	14.0	53.0	35.0	5.0	90.0	15.0
FV112	30.0	22.0	16.0	62.0	40.0	6.0	112.0	18.7
FV140	35.0	26.0	18.0	57.0	45.0	6.0	140.0	23.4
FV180	45.0	30.0	20.0	86.0	50.0	8.0	180.0	30.0
FV250	55.0	36.0	26.0	97.0	60.0	8.0	250.0	41.7
FV315	65.0	42.0	30.0	113.0	70.0	10.0	315.0	52.5

FVC 系列空心销轴输送链 FVC Series Hollow Pin Conveyor Chains

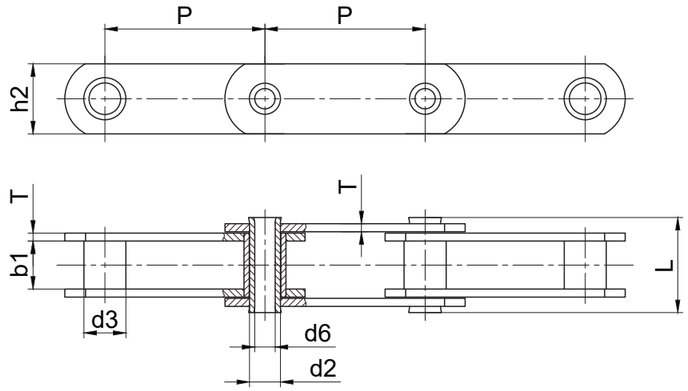

无滚子

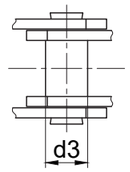

带 S 小滚子

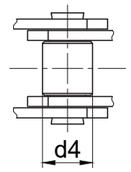

带 R 小滚子

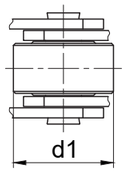

带 F 法兰边滚子

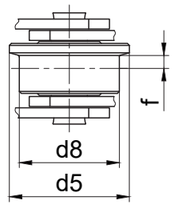

DIN 链号 Chain No.	节距 Pitch P mm					滚子尺寸 Roller diameter d1 max mm	d4 max mm	d8 max mm	d5 max mm	f mm
FVC63	63.0	80.0	100.0	125.0	160.0	40.0	26.0	50.0	63.0	5.0
FVC90	80.0	100.0	125.0	160.0	200.0	48.0	30.0	63.0	78.0	6.5
FVC112	100.0	125.0	160.0	200.0	250.0	55.0	32.0	72.0	90.0	7.5
FVC140	100.0	125.0	160.0	200.0	250.0	60.0	36.0	80.0	100.0	9.0
FVC180	125.0	160.0	200.0	250.0	315.0	70.0	42.0	100.0	125.0	13.0
FVC250	160.0	200.0	250.0	315.0	400.0	80.0	50.0	125.0	155.0	15.0
FVC315	160.0	200.0	250.0	315.0	400.0	90.0	60.0	140.0	175.0	18.0

DIN 链号 Chain No.	内节内宽 Width between inner plates b1 min mm	套筒直径 Sleeve diameter d3 max mm	销轴直径 Pin diameter d2 max mm	销轴直径 Pin diameter d6 min mm	销轴长度 Pin length L max mm	链板高度 Plate height h2 mm	链板厚度 Plate thickness T mm	抗拉强度 Ultimate tensile strength Q min kN
FVC63	22.0	18.0	12.0	8.0	45.0	30.0	4.0	46.0
FVC90	25.0	20.0	14.0	10.0	53.0	35.0	5.0	73.0
FVC112	30.0	22.0	16.0	11.0	62.0	40.0	6.0	90.0
FVC140	35.0	26.0	18.0	12.0	67.0	45.0	6.0	110.0
FVC180	45.0	30.0	20.0	14.0	86.0	50.0	8.0	145.0
FVC250	55.0	36.0	26.0	18.0	97.0	60.0	8.0	215.0
FVC315	65.0	42.0	30.0	20.0	117.0	70.0	10.0	295.0

FV 系列带附板输送链 FV Series Conveyor Chains with Attached Plate

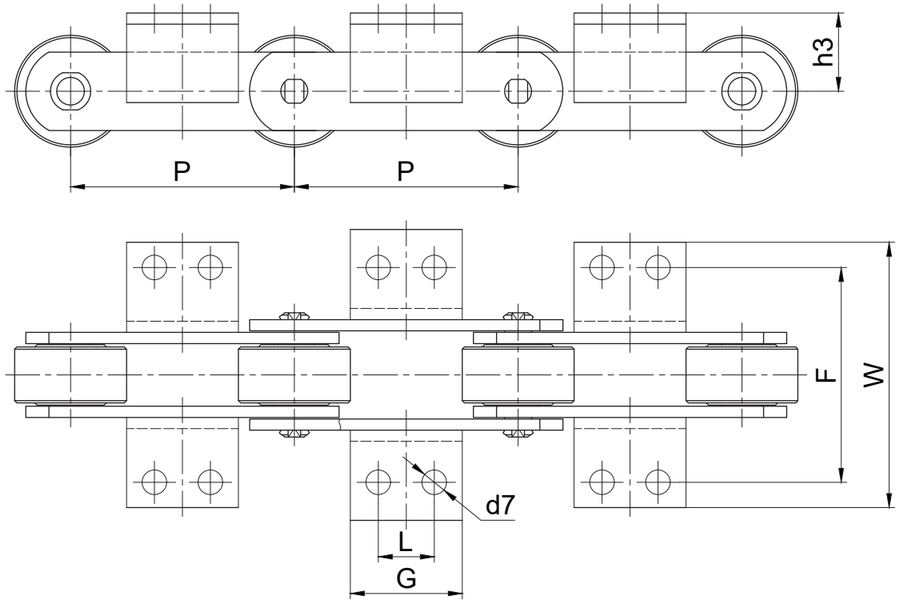

DIN 链号 Chain No.	P mm	L mm	G mm	d7 mm	h3 mm	F mm	W mm
FV40	50.0	*	31.0	6.5	20.0	50.0	85.0
	63.0	*	31.0				
	80.0	25.0	45.0				
	100.0	30.0	50.0				
	125.0	30.0	60.0				
FV63	63.0	*	40.0	9.0	30.0	68.0	100.0
	80.0	25.0	45.0				
	100.0	30.0	50.0				
	125.0	40.0	60.0				
	160.0	50.0	70.0				
FV90	63.0	*	30.0	9.0	35.0	80.0	130.0
	80.0	25.0	45.0				
	100.0	30.0	50.0				
	125.0	40.0	60.0				
	160.0	50.0	70.0				
	200.0	60.0	80.0				
	250.0	65.0	85.0				
FV112	100.0	30.0	50.0	11.0	40.0	100.0	140.0
	125.0	40.0	65.0				
	160.0	50.0	75.0				
	200.0	65.0	90.0				
	250.0	80.0	105.0				

注：“*”附板带一个孔

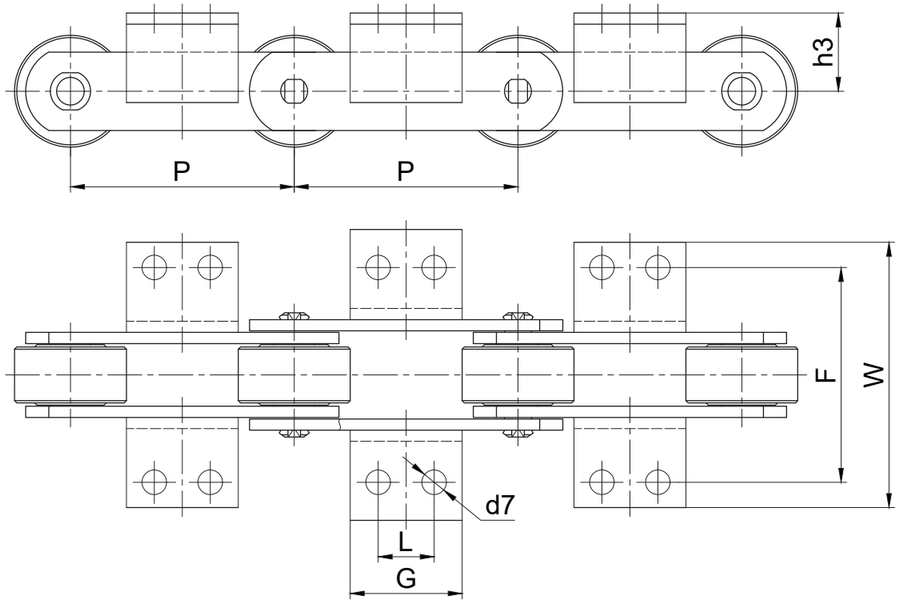

DIN 链号 Chain No.	P mm	L mm	G mm	d7 mm	h3 mm	F mm	W mm
FV140	100.0	30.0	55.0	11.0	45.0	100.0	160.0
	125.0	40.0	65.0				
	160.0	50.0	75.0				
	200.0	65.0	90.0				
	250.0	80.0	105.0				
FV180	125.0	35.0	65.0	13.0	45.0	128.0	180.0
	160.0	50.0	80.0				
	200.0	65.0	95.0				
	250.0	80.0	110.0				
	315.0	100.0	130.0				
FV250	160.0	50.0	80.0	14.0	55.0	138.0	220.0
	200.0	65.0	95.0				
	250.0	80.0	110.0				
	315.0	100.0	130.0				
	400.0	100.0	130.0				
FV315	160.0	*	50.0	14.0	60.0	170.0	250.0
	200.0	65.0	95.0				
	250.0	80.0	110.0				
	315.0	100.0	130.0				
	400.0	100.0	130.0				

注：“*”附板带一个孔

FVT 系列输送链 FVT Series Conveyor Chains

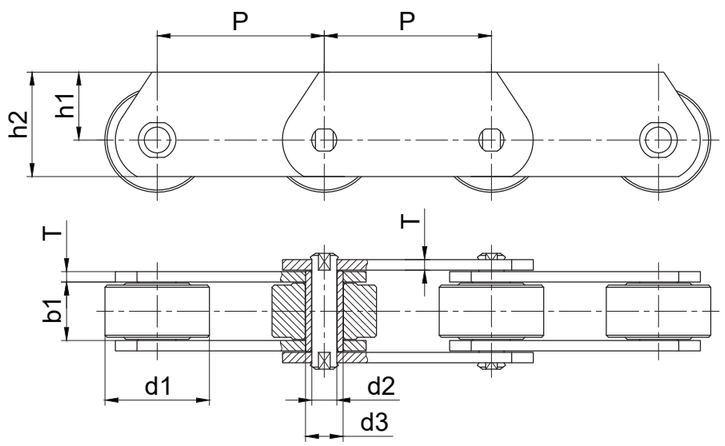

DIN 链号 Chain No.	节距 Pitch P mm					内节内宽 Width between inner plates b1 min mm	滚子直径 Roller diameter d1 max mm	销轴直径 Pin diameter d2 max mm	销轴长度 Pin length L max mm	套筒直径 Sleeve diameter d3 max mm	链板高度 Plate height h1 mm	链板高度 Plate height h2 mm	链板厚度 Plate thickness T mm	抗拉强度 Ultimate tensile strength Q min kN	许用载荷 Allowable load F max kN
FVT40	50.0	63.0	80.0	100.0	125.0	18.0	32.0	10.0	36.0	15.0	35.0	22.5	3.0	40.0	6.7
FVT63	63.0	80.0	100.0	125.0	160.0	22.0	40.0	12.0	45.0	18.0	40.0	25.0	4.0	63.0	10.5
FVT90	63.0	80.0	100.0	125.0	160.0	25.0	48.0	14.0	53.0	20.0	45.0	27.5	5.0	90.0	15.0
FVT112	80.0	100.0	125.0	160.0	200.0	30.0	55.0	16.0	62.0	22.0	50.0	30.0	6.0	112.0	18.7
FVT140	80.0	100.0	125.0	160.0	200.0	35.0	60.0	18.0	57.0	26.0	60.0	37.5	6.0	140.0	23.4
FVT180	100.0	125.0	160.0	200.0	250.0	45.0	70.0	20.0	86.0	30.0	70.0	45.0	8.0	180.0	30.0
FVT250	125.0	160.0	200.0	250.0	315.0	55.0	80.0	26.0	97.0	36.0	80.0	50.0	8.0	250.0	41.7
FVT315	160.0	200.0	250.0	315.0	400.0	65.0	90.0	30.0	113.0	42.0	90.0	55.0	10.0	315.0	52.5

钢制套筒链 Steel Sleeve Chains

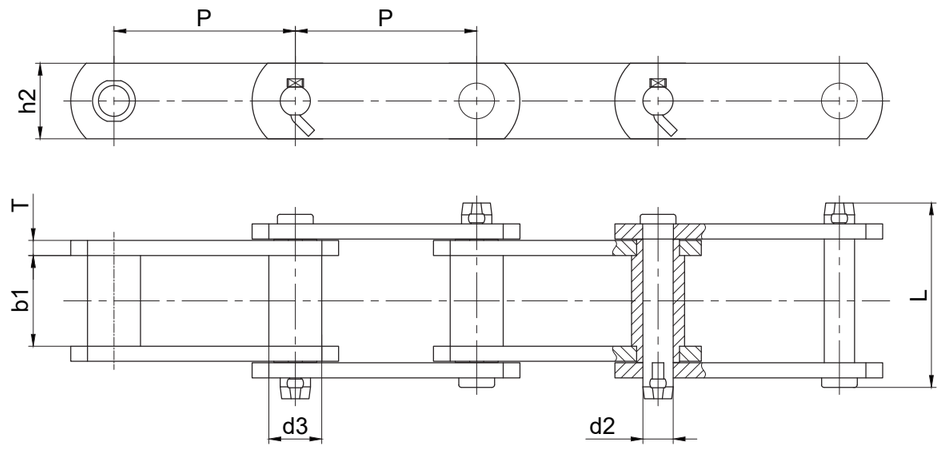

ANSI 链号 Chain No.	节距 Pitch P mm	套筒直径 Sleeve diameter d3 max mm	内节内宽 Width between inner plates b1 min mm	销轴直径 Pin diameter d2 max mm	销轴长度 Pin length L max mm	链板高度 Plate height h2 mm	链板厚度 Plate thickness T mm	抗拉强度 Ultimate tensile strength Q min kN
S102B	101.60	25.40	54.10	15.90	111.3	38.1	9.7	160.0
S110	152.40	32.00	54.10	15.90	111.3	38.1	9.7	160.0
S111	120.90	36.60	66.80	19.05	131.2	50.8	9.7	214.0
S131	78.11	32.00	33.50	15.90	90.5	38.1	9.7	160.0
S150	153.67	44.70	84.30	25.40	164.6	63.5	12.7	378.0
S188	66.27	22.40	26.90	12.70	68.6	28.4	6.4	102.0
S856	152.40	44.40	76.20	25.40	154.9	63.5	12.7	365.0
S857	152.40	44.40	76.20	25.40	154.9	82.6	12.7	432.0
S859	152.40	60.40	95.30	31.75	188.5	101.6	16.0	690.0
S864	177.80	60.40	95.30	31.75	188.5	101.6	16.0	690.0

焊接弯板链 Welded Curved Plate Chains

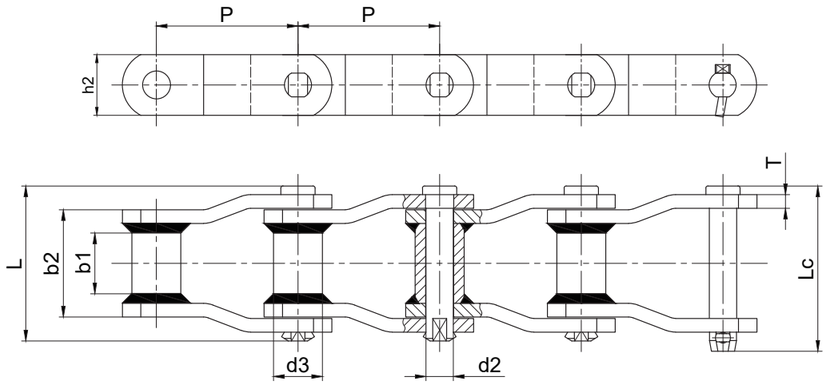

ISO 链号 Chain No.	节距 Pitch	套筒直径 Sleeve diameter	内节内宽 Width between inner plates	销轴直径 Pin diameter	销轴长度 Pin length		链板高度 Plate height	链板厚度 Plate thickness	抗拉强度 Q Ultimate tensile strength		
	P	d3 max	b1 min	d2 max	L max	Lc max	h2	T	W min	WH min	WHX min
	mm	mm	mm	mm	mm	mm	mm	mm	kN	kN	kN
W78	66.27	22.90	28.40	12.78	73.0	79.3	28.4	6.4	93.0	107.0	107.0
W82	78.10	31.50	31.80	14.35	80.0	86.0	31.8	6.4	100.0	131.0	131.0
W106	152.40	37.10	41.20	19.13	103.0	111.0	38.1	9.7	169.0	24.0	24.0
W110	152.40	32.00	46.70	19.13	107.7	115.5	38.1	9.7	169.0	224.0	224.0
W111	120.90	37.10	57.20	19.13	116.8	124.5	38.1	9.7	169.0	224.0	224.0
W124	101.60	37.10	41.20	19.13	103.0	110.0	38.1	9.7	169.0	224.0	224.0
W124H	103.20	41.70	41.20	22.30	131.6	133.0	50.8	12.7	275.0	355.0	355.0
W132	153.67	44.70	76.20	25.48	151.0	162.2	50.8	12.7	275.0	378.0	378.0
W150	153.67	44.45	73.00	25.40	151.0	162.2	63.5	12.7	/	530.0	530.0
W155	153.67	44.45	73.00	28.57	164.0	176.0	63.5	12.7	/	820.0	820.0
W157	153.67	44.45	76.20	28.57	164.0	176.0	63.5	15.9	/	820.0	820.0
W855	153.67	44.70	69.85	28.57	173.7	179.3	63.5	15.9	/	820.0	820.0

注：W 系列：链板不热处理，销轴套筒热处理
WH 系列：所有零件热处理
WHX 系列：所有零件热处理，销轴表面硬化处理

橡胶手套输送链 Rubber Glove Conveyor Chains

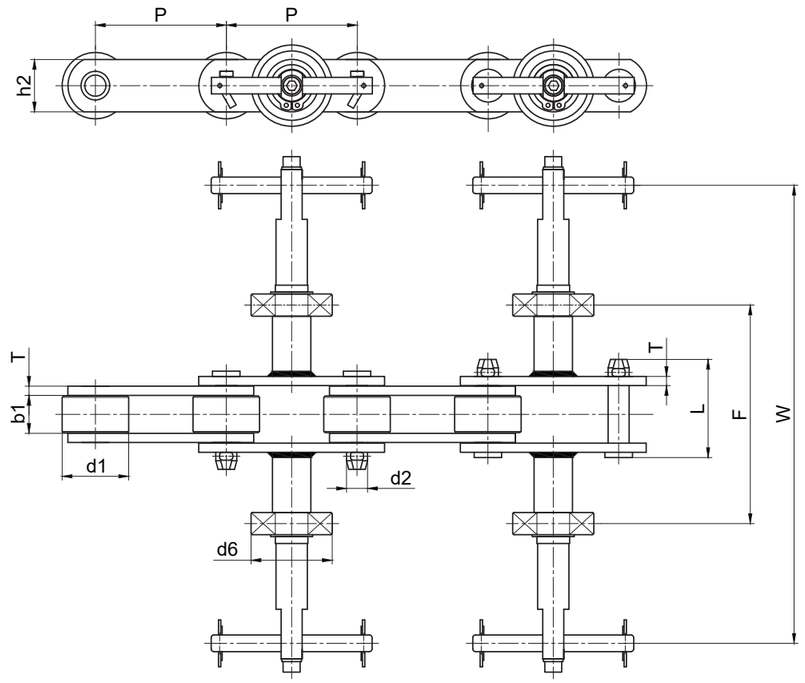

链号 UIB Chain No.	节距 Pitch	滚子直径 Roller diameter	内节内宽 Width between inner plates	销轴直径 Pin diameter	销轴长度 Pin length	链板高度 plate depth	链板厚度 Plate thickness	附板尺寸 Attachment dimensions			抗拉强度 Ultimate tensile strength
	P	d1 max	b1 min	d2 max	L max	h2 max	T max	F	W	d6	Q min
	mm	mm	mm	mm	mm	mm	mm	mm	mm	mm	kN
P100F450	100.0	50.8	29.0	16.0	75.0	40.0	7.0	207.0	450.0	62.0	260
P100F455	100.0	51.0	29.5	14.0	74.5	38.0	6.5	210.0	455.0	62.0	200
P100F500	100.0	50.8	29.0	20.0	75.0	45.0	7.5	233.0	500.0	62.0	380

橡胶手套输送链 Rubber Glove Conveyor Chains

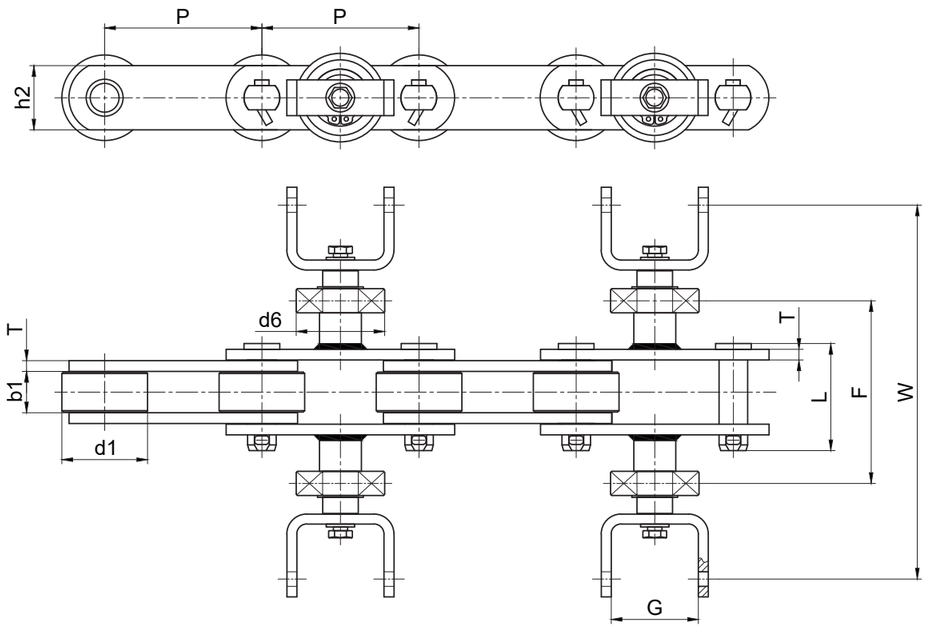

链号 UIB Chain No.	节距	滚子直径	内节内宽	销轴直径	销轴长度	链板高度	链板厚度	附板尺寸				抗拉强度
	Pitch	Roller diameter	Width between inner plates	Pin diameter	Pin length	plate depth	Plate thickness	Attachment dimensions				Ultimate tensile strength
	P	d1 max	b1 min	d2 max	L max	h2 max	T max	F	W	G	d6	Q min
	mm	mm	mm	mm	mm	mm	mm	mm	mm	mm	mm	kN
P110F262	110.0	60.0	29.0	20.0	75.0	45.0	7.5	128.0	262.0	61.0	62.0	380
P110F262V1	110.0	50.8	28.7	20.0	75.0	45.0	7.5	128.0	262.0	61.0	62.0	380
P100F262	100.0	60.0	29.5	14.0	72.0	38.0	6.5	122.0	262.0	59.5	62.0	200
P100F222	100.0	60.0	28.5	14.0	71.0	38.0	6.5	121.0	222.0	59.5	58.5	200

水泥链 Cement chain

NE 型 NE Type

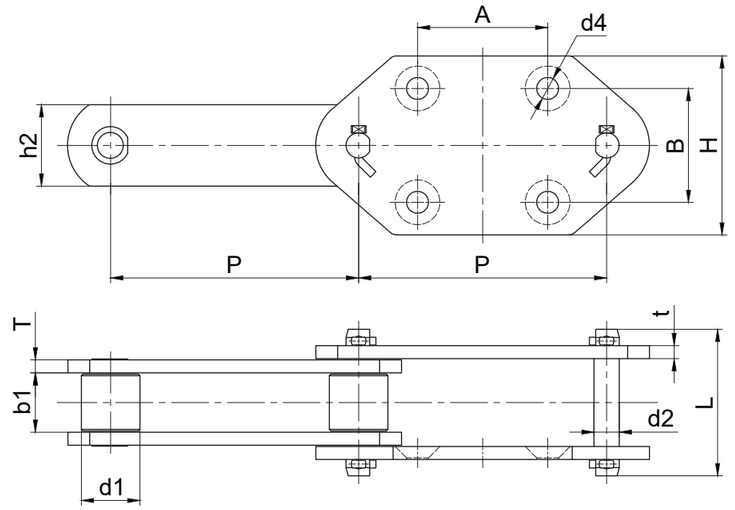

链号 UIB Chain No.	节距	滚子直径	内节内宽	销轴直径	销轴长度	链板高度	链板厚度	附板尺寸				抗拉强度
	Pitch	Roller diameter	Width between inner plates	Pin diameter	Pin length	Plate height	Plate thickness	Attachment dimensions				Ultimate tensile strength
	P	d1 max	b1 min	d2 max	L max	h2	T/t	H	A	B	d4	Q min
	mm	mm	mm	mm	mm	mm	mm	mm	mm	mm	mm	kN
NE15-101.6	101.60	26.50	27.00	11.50	70.0	35.0	6.0	/	40.0	90.0	12.0	100.0
NE30-152.4	152.40	36.00	36.50	15.50	90.0	50.0	8.0	/	60.0	120.0	14.0	240.0
NE50-152.4	152.40	36.00	36.50	15.50	90.0	50.0	8.0	110.0	75.0	70.0	14.0	240.0
NE100-200	200.00	44.50	51.80	19.10	120.0	60.0	10.0	125.0	100.0	80.0	18.0	380.0
NE150-200	200.00	48.50	57.60	22.20	126.0	75.0	10.0	125.0	100.0	80.0	18.0	550.0
NE200-250	250.00	63.50	67.40	31.75	146.0	90.0	12.0	150.0	100.0	80.0	18.0	750.0
NE300-250	250.00	70.00	75.00	35.00	170.0	100.0	16.0	150.0	140.0	100.0	18.0	1000.0
NE400-300	300.00	70.00	75.00	35.00	170.0	100.0	16.0	180.0	170.0	125.0	22.0	1100.0
NE500-350	350.00	75.00	82.50	38.50	180.0	115.0	16.0	180.0	170.0	125.0	22.0	1200.0

水泥链 Cement chain

NSE 型 NSE Type

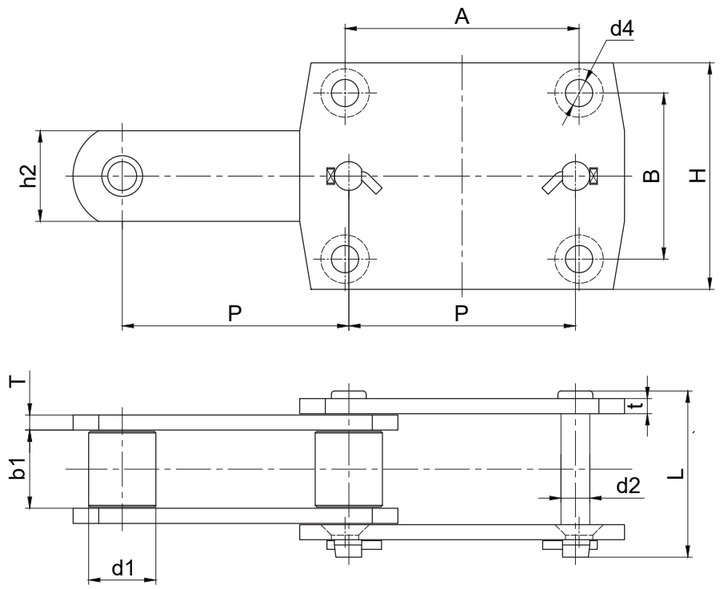

链号 UIB Chain No.	节距	滚子直径	内节内宽	销轴直径	销轴长度	链板高度	链板厚度	附板尺寸				抗拉强度
	Pitch	Roller diameter	Width between inner plates	Pin diameter	Pin length	Plate height	Plate thickness	Attachment dimensions				Ultimate tensile strength
	P	d1 max	b1 min	d2 max	L max	h2	T/t	H	A	B	d4	Q min
	mm	mm	mm	mm	mm	mm	mm	mm	mm	mm	mm	kN
NSE200-100	100.00	44.50	51.80	19.10	110.0	60.0	10.0	150.0	105.0	110.0	18.0	280.0
NSE300-100	100.00	48.50	57.60	22.20	115.0	75.0	10.0	150.0	105.0	110.0	18.0	550.0
NSE400-125	125.00	63.50	67.40	31.75	145.0	90.0	12.0	180.0	110.0	150.0	18.0	750.0
NSE500-125	125.00	70.00	75.00	35.00	170.0	100.0	16.0	180.0	130.0	150.0	18.0	1000.0
NSE800-175	175.00	97.00	95.00	50.80	202.0	150.0	19.1	250.0	195.0	200.0	26.0	1500.0

汽车生产线链条 Automobile Production Chains

焊装调整线链条 Solder Adjusting Wire Chain

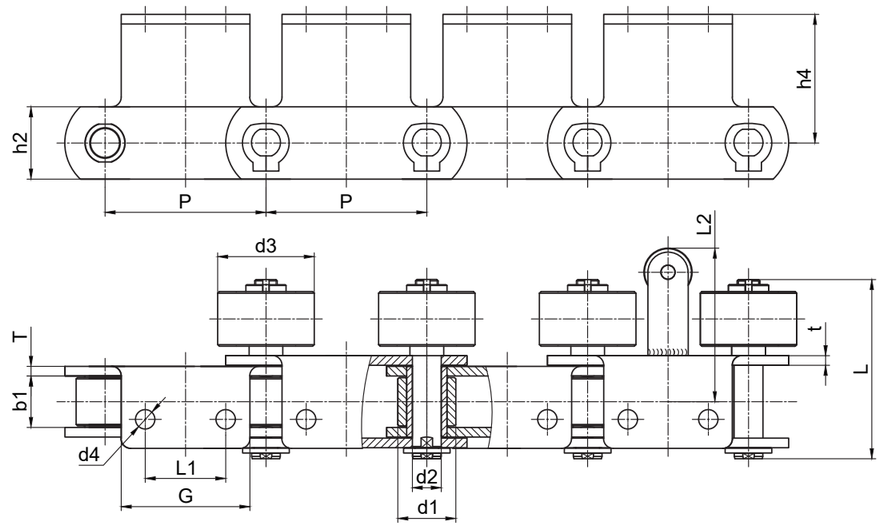

链号 UIB Chain No.	节距	内节内宽	滚子直径	销轴直径	销轴长度	链板高度	链板厚度	附板尺寸						抗拉强度
	Pitch	Width between inner plates	Roller diameter	Pin diameter	Pin length	Plate height	Plate thickness	Attachment dimensions						Ultimate tensile strength
	P	b1 min	d1 max	d2 max	L max	h2	T/t	L1	L2	G	d3	h4	d4	Q min
	mm	mm	mm	mm	mm	mm	mm	mm	mm	mm	mm	mm	mm	kN
QCP100A2SRV1	100.00	32.00	36.00	18.00	119.00	45.0	6.0	50.0	95.0	80.0	60.0	80.0	11.0	112.0
QCP100A2SRV2	100.00	32.00	36.00	18.00	111.50	45.0	6.0	50.0	95.0	80.0	60.0	80.0	12.0	112.0
QCP100A2SRV3	100.00	32.00	36.00	18.00	111.50	45.0	6.0	50.0	95.5	80.0	60.0	80.0	12.0	112.0

汽车生产线链条 Automobile Production Chains

摆杆线链条 Swing Pole Chain

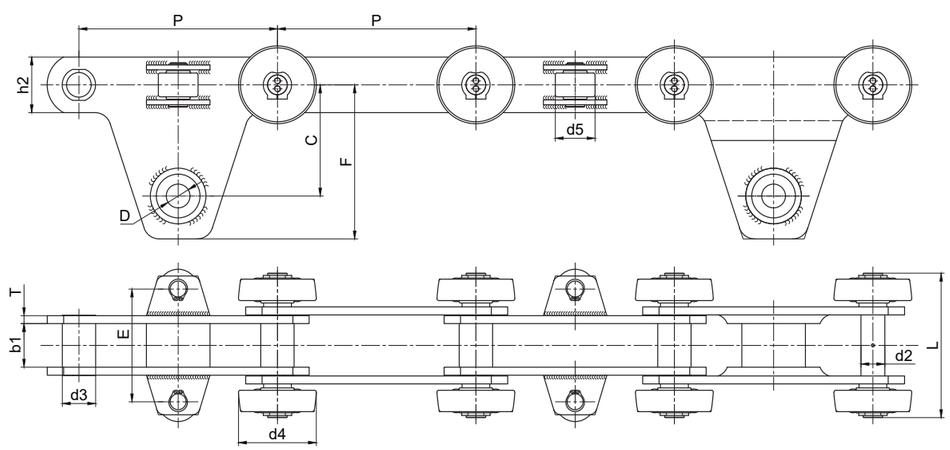

链号 UIB Chain No.	节距	内节内宽	套筒直径	销轴直径	销轴长度	链板高度	链板厚度	附板尺寸						抗拉强度
	Pitch	Width between inner plates	Sleeve diameter	Pin diameter	Pin length	Plate height	Plate thickness	Attachment dimensions						Ultimate tensile strength
	P	b1 min	d3 max	d2 max	L max	h2	T/t	C	F	E	d4	d5	D	Q min
	mm	mm	mm	mm	mm	mm	mm	mm	mm	mm	mm	mm	mm	kN
BGP250V1	250.00	55.00	42.00	30.00	182.00	70.0	10.0	140.0	194.0	145.0	98.0	50.0	30.0	450.0
BGP250V2	250.00	50.00	42.00	30.00	180.00	70.0	10.0	140.0	194.0	137.0	98.0	55.0	30.0	450.0
BGP250V3	250.00	55.00	42.00	30.00	178.00	70.0	10.0	140.0	194.0	145.0	98.0	42.0	30.0	450.0

装配线链条 Assembly Line Chain

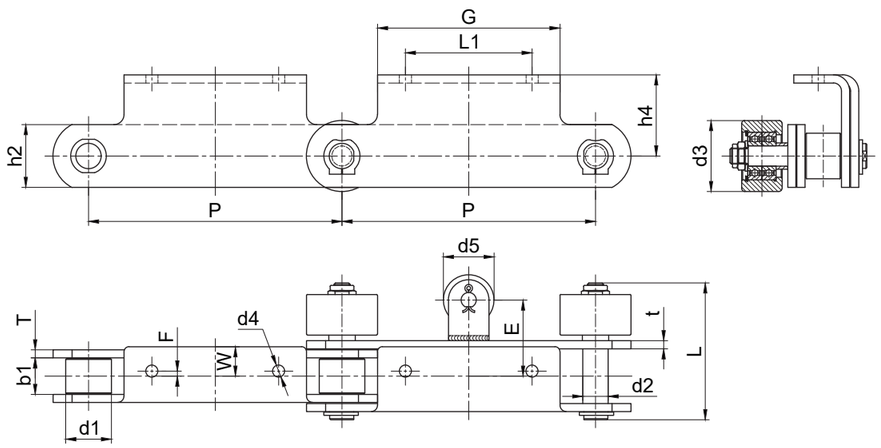

链号 UIB Chain No.	节距	内节内宽	滚子直径			销轴直径	销轴长度	链板高度	链板厚度	附板尺寸							抗拉强度
	Pitch	Width between inner plates	Roller diameter			Pin diam-eter	Pin length	Plate height	Plate thick-ness	Attachment dimensions							Ultimate tensile strength
	P	b1 min	d1 max	d3 max	d5 max	d2 max	L max	h2	T/t	L1	G	F	W	E	d4	h4	Q min
	mm	mm	mm	mm	mm	mm	mm	mm	mm	mm	mm	mm	mm	mm	mm	mm	kN
QCP250A2SRV1	250.00	36.00	45.00	70.00	50.00	25.00	135.0	62.0	8.0	125.0	180.0	5.0	29.0	75.0	12.0	80.0	224.0
QCP250A2SRV2	250.00	36.00	43.00	65.00	50.00	21.00	135.0	60.0	8.0	140.0	190.0	11.0	29.0	76.0	11.0	80.0	224.0
QCP250A2SRV3	250.00	47.00	50.00	80.00	50.00	25.00	153.0	72.0	10.0	140.0	180.0	0.0	20.0	92.0	11.0	90.0	224.0

棕榈油链 Palm Oil Chain

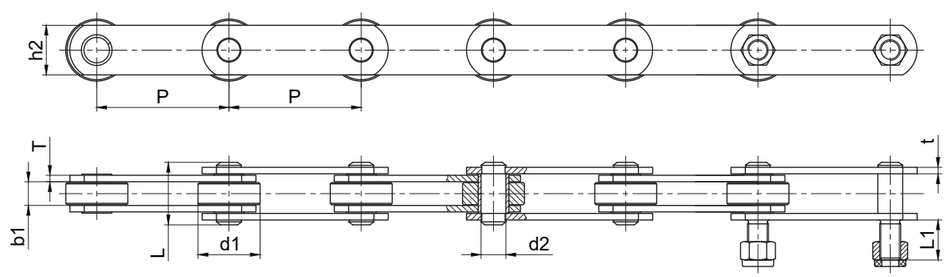

链号 UIB Chain No.	节距 Pitch	内节内宽 Width between inner plates	滚子直径 Roller diameter	销轴直径 Pin diameter	销轴长度 Pin length	加长销轴长度 Lengthen the pin length	链板高度 Plate height	链板厚度 Plate thickness	抗拉强度 Ultimate Tensile Strength
	P	b1 min	d1 max	d2 max	L max	L1	h2	T/t	Q min
	mm	mm	mm	mm	mm	mm	mm	mm	kN
ZYP101.6V1	101.60	18.20	47.60	19.10	48.00	36.00	38.1	5.0	100.0
ZYP101.6V2	101.60	25.40	66.70	26.90	66.00	25.00	50.8	7.2	200.0
ZYP152.4V1	152.40	18.20	47.60	19.10	48.00	36.00	38.1	5.0	100.0
ZYP152.4V2	152.40	25.40	66.70	26.90	66.00	25.00	50.8	7.2	200.0
ZYP152.4V3	152.40	38.10	88.90	31.80	95.00	50.00	70.0	12/9.5	450.0

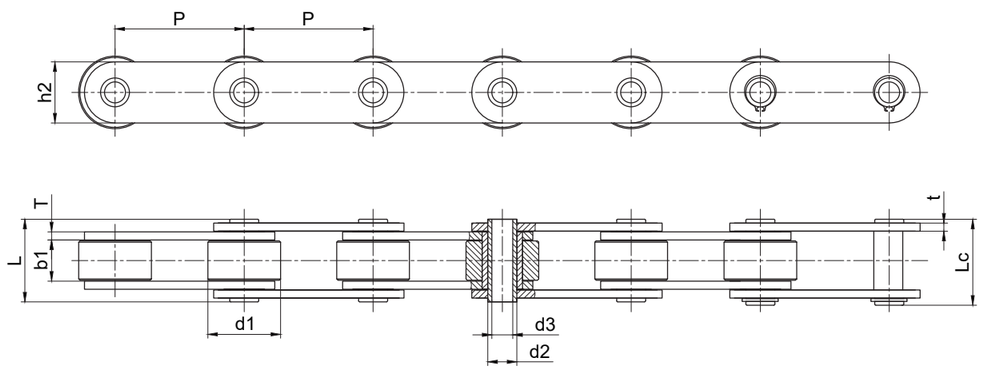

链号 UIB Chain No.	节距 Pitch	内节内宽 Width between inner plates	滚子直径 Roller diameter	销轴直径 Pin diameter		销轴长度 Pin length		链板高度 Plate height	链板厚度 Plate thickness	抗拉强度 Ultimate Tensile Strength
	P	b1 min	d1 max	d2 max	d3 min	L max	Lc	h2	T/t	Q min
	mm	mm	mm	mm	mm	mm	mm	mm	mm	kN
ZYP101.6V1-HP	101.60	18.20	47.60	19.10	13.20	45.00	47.0	38.1	5.0	67.0
ZYP152.4V2-HP	152.40	25.40	66.70	26.90	20.10	66.00	68.0	50.8	7.2	160.0
ZYP152.4V5-HP	152.40	25.40	66.70	26.90	20.10	69.00	71.0	70.0	9.0/8.0	222.0

糖机链 Sugar Machine Chain

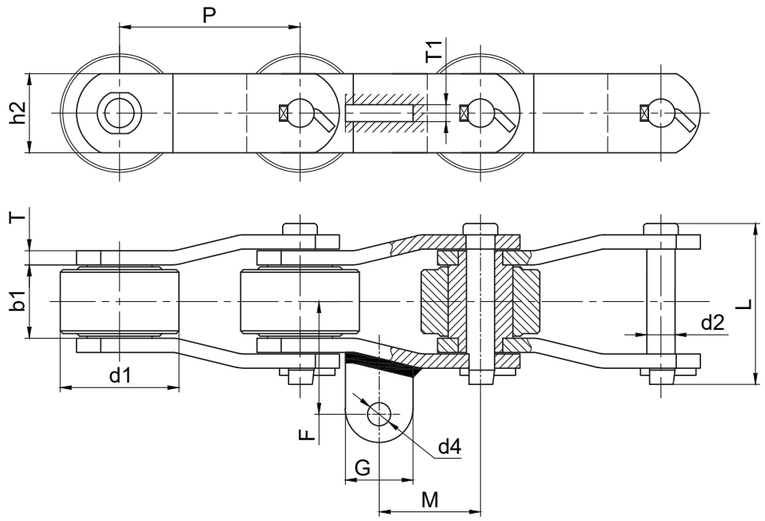

链号 UIB Chain No.	节距 Pitch	内节内宽 Width between inner plates	滚子直径 Roller diameter	销轴直径 Pin diameter	销轴长度 Pin length	链板高度 Plate height	链板厚度 Plate thickness	附板尺寸 Attachment dimensions					抗拉强度 Ultimate Tensile Strength
	P	b1 min	d1 max	d2 max	L max	h2	T/t	F	G	M	d4	T1	Q min
	mm	mm	mm	mm	mm	mm	mm	mm	mm	mm	mm	mm	kN
TJP101.6V1-A1	101.60	41.30	*36.50	15.77	90.6	44.5	8.0	63.5	38.1	57.0	13.0	9.5	190.0
TJP101.6V2-A1	101.60	32.60	50.80	17.50	83.0	44.5	8.0	63.5	38.1	50.0	13.0	9.5	150.0
TJP152.4V1-A1	152.40	34.50	76.20	22.23	95.0	50.8	9.5	66.7	65.0	76.2	17.0	16.0	265.0
TJP203.2V1-A1	203.20	46.10	88.90	25.40	125.00	76.2	12.7	81.70	58.00	101.60	20.00	16.00	700.0

注：带 “★” 无滚子

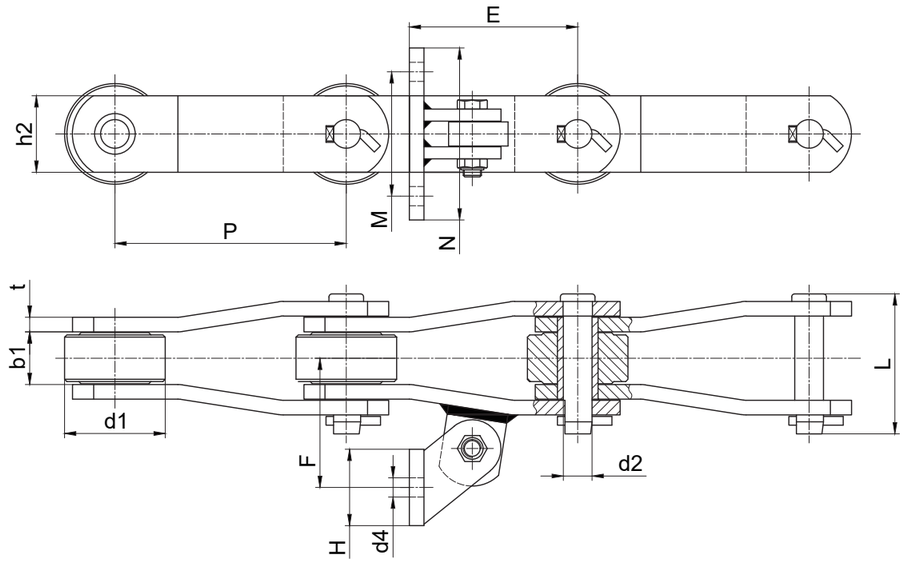

链号 UIB Chain No.	节距 Pitch	内节内宽 Width between inner plates	滚子直径 Roller diameter	销轴直径 Pin diameter	销轴长度 Pin length	链板高度 Plate height	链板厚度 Plate thickness	附板尺寸 Attachment dimensions						抗拉强度 Ultimate Tensile Strength
	P	b1 min	d1 max	d2 max	L max	h2	T/t	M	N	E	F	d4	H	Q min
	mm	mm	mm	mm	mm	mm	mm	mm	mm	mm	mm	mm	mm	kN
TJP101.6V2-AS2	101.60	32.60	50.80	17.50	83.0	44.5	8.0	69.9	120.7	90.9	85.8	14.7	50.8	150.0
TJP152.4V1-AS2	152.40	34.50	76.20	22.23	95.0	50.8	9.5	88.9	127.0	143.0	92.1	14.2	50.8	265.0
TJP203.2V1-AS2	203.20	46.10	88.90	25.40	125.00	76.2	12.7	88.9	127.0	168.4	107.1	14.2	50.8	700.0

船舶链 Vessel Engine Chain

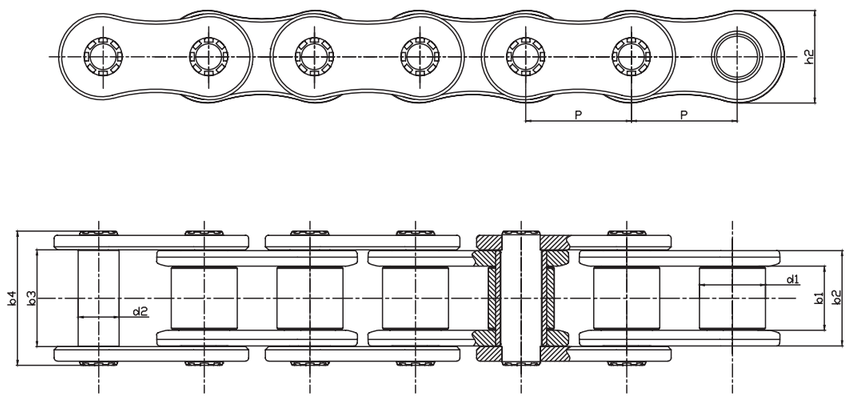

链号 UIB Chain No.	节距 Pitch P mm	滚子直径 Roller diameter d1 max mm	内节内宽 Width between inner plates b1 min mm	销轴直径 Pin diameter d2 max mm	内链板高度 Inner plate depth h2 max mm	内节外宽 Plate thickness b2 max mm	外节内宽 Width between outer plates b3 min mm	销轴长度 UltimateTensile Strength b4 max mm	抗拉强度 Ultimate Tensile Strength Fu min kN/LB
48B	76.20	48.26	45.72	29.24	63.88	70.56	70.69	99.1	400.3
56B	88.90	53.98	53.34	34.32	77.85	81.33	81.46	114.6	542.7
64B	101.60	63.50	60.96	39.40	90.17	92.02	92.15	130.9	711.7
72B	114.30	72.39	68.59	44.48	103.63	103.81	103.94	147.4	898.5

重型板式链条 Leaf Chains (Series BL)

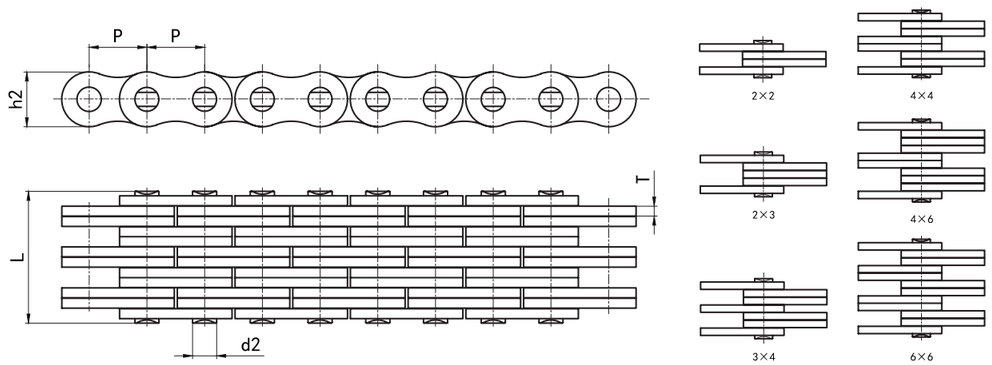

ISO 链号 ISO Chain No.	ANSI 链号 ANSI Chain No.	节距 Pitch P mm	板数组合 Plate lacing		内链板高度 Plate depth h2 max mm	链板厚度 Plate thickness T max mm	销轴直径 Pin diameter d2 max mm	销轴长度 Pin length L max mm	抗拉强度 Ultimate tensile strength Q min KN	平均抗拉强度 Average tensile strength Q_0 KN	每米重量 Weight per meter q kg/m
LH0822	BL422	12.70	2	2	12.07	2.08	5.09	11.1	22.2	27.6	0.68
LH0823	BL423		2	3				13.2	22.2	27.6	0.84
LH0834	BL434		3	4				17.4	33.4	41.4	1.13
LH0844	BL444		4	4				19.6	44.5	56.0	1.28
LH0846	BL446		4	6				23.8	44.5	56.0	1.65
LH0866	BL466		6	6				28.0	66.7	82.0	1.96
LH1022	BL522	15.875	2	2	15.09	2.44	5.96	12.9	33.4	43.2	1.07
LH1023	BL523		2	3				15.4	33.4	43.2	1.27
LH1034	BL534		3	4				20.4	48.9	65.6	1.69
LH1044	BL544		4	4				22.8	66.7	84.5	1.89
LH1046	BL546		4	6				27.7	66.7	84.5	2.40
LH1066	BL566		6	6				32.7	100.1	126.0	2.80
LH1222	BL622	19.05	2	2	18.11	3.30	7.94	17.4	48.9	64.0	1.68
LH1223	BL623		2	3				20.8	48.9	64.0	2.04
LH1234	BL634		3	4				27.5	75.6	102.8	2.83
LH1244	BL644		4	4				30.8	97.9	121.0	3.18
LH1246	BL646		4	6				37.5	97.9	121.0	4.01
LH1266	BL666		6	6				44.2	146.8	192.0	4.73
LH1622	BL822	25.40	2	2	24.13	4.09	9.54	21.4	84.5	110.0	2.59
LH1623	BL823		2	3				25.5	84.5	110.0	3.20
LH1634	BL834		3	4				33.8	129.0	170.0	4.44
LH1644	BL844		4	4				37.9	169.0	215.0	5.04
LH1646	BL846		4	6				46.2	169.0	215.0	6.32
LH1666	BL866		6	6				54.5	253.6	325.0	7.54

重型板式链条 Leaf Chains (Series BL)

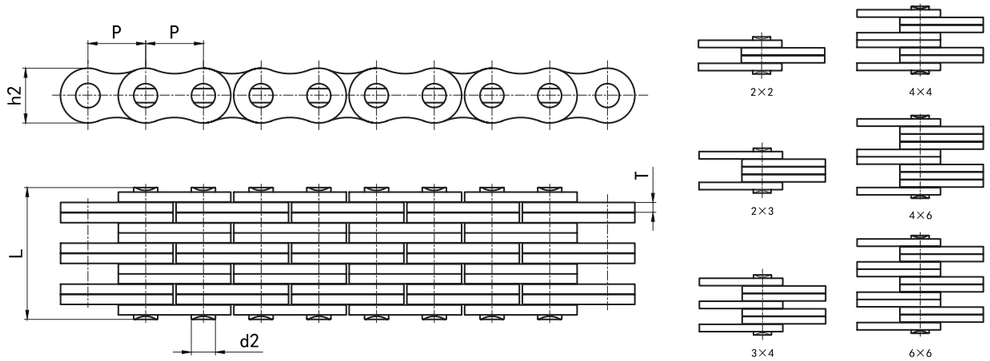

ISO 链号	ANSI 链号	节距	板数组合		内链板高度	链板厚度	销轴直径	销轴长度	抗拉强度	平均抗拉强度	每米重量
		Pitch	Plate lacing		Plate depth	Plate thickness	Pin diameter	Pin length	Ultimate tensile strength	Average tensile strength	Weight per meter
ISO Chain No.	ANSI Chain No.	P			h2 max	T max	d2 max	L max	Q min	Q_0	q
		mm			mm	mm	mm	mm	KN	KN	kg/m
LH2022	BL1022	31.75	2	2	30.18	4.90	11.11	25.4	115.6	152.0	3.76
LH2023	BL1023		2	3				30.4	115.6	152.0	4.69
LH2034	BL1034		3	4				40.3	182.4	232.0	6.55
LH2044	BL1044		4	4				45.2	231.3	292.0	7.48
LH2046	BL1046		4	6				55.1	231.3	292.0	9.29
LH2066	BL1066		6	6				65.0	347.0	432.0	11.16
LH2422	BL1222	38.10	2	2	36.2	5.77	12.71	29.7	151.2	192.0	4.83
LH2423	BL1223		2	3				35.5	151.2	192.0	6.54
LH2434	BL1234		3	4				47.1	244.6	316.0	9.10
LH2444	BL1244		4	4				52.9	302.5	383.0	10.39
LH2446	BL1246		4	6				64.6	302.5	383.0	12.01
LH2466	BL1266		6	6				76.2	453.7	545.0	14.58
LH2822	BL1422	44.45	2	2	42.24	6.60	14.29	33.6	191.3	227.0	7.31
LH2823	BL1423		2	3				40.2	191.3	227.0	9.06
LH2834	BL1434		3	4				53.4	315.8	373.0	11.32
LH2844	BL1444		4	4				60.0	382.6	452.0	12.96
LH2846	BL1446		4	6				73.2	382.6	452.0	18.00
LH2866	BL1466		6	6				86.4	578.3	684.0	22.51
LH3222	BL1622	50.80	2	2	48.26	7.52	17.46	40.0	289.1	343.0	9.84
LH3223	BL1623		2	3				46.6	289.1	343.0	12.16
LH3234	BL1634		3	4				61.8	440.4	522.0	16.95
LH3244	BL1644		4	4				69.3	578.3	682.0	18.97
LH3246	BL1646		4	6				84.5	578.3	682.0	24.09
LH3266	BL1666		6	6				100.0	867.4	1000.0	28.73

轻型板式链条 Leaf Chains (Series LL)

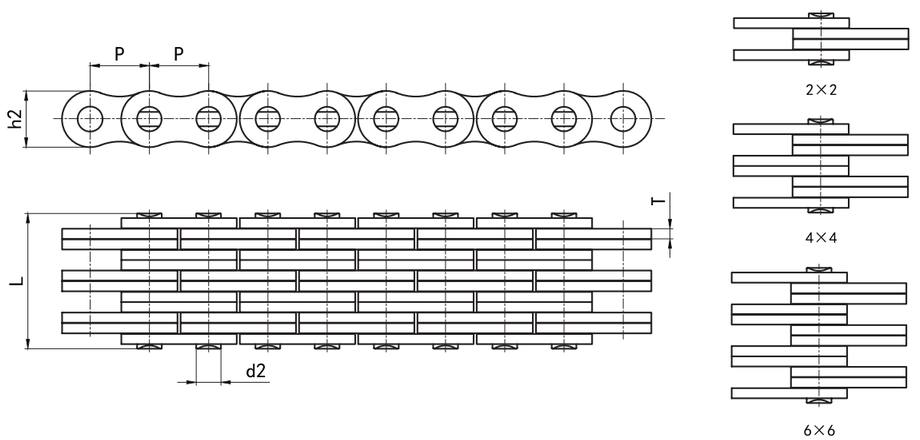

ISO 链号	节距	板数组合		内链板高度	链板厚度	销轴直径	销轴长度	抗拉强度	平均抗拉强度	每米重量
	Pitch	Plate lacing		Plate depth	Plate thickness	Pin diameter	Pin length	Ultimate tensile strength	Average tensile strength	Weight per meter
ISO Chain No.	P			h2 max	T max	d2 max	L max	Q min	Q_0	q
	mm			mm	mm	mm	mm	KN	kN	kg/m
LL0822	12.7	2	2	10.92	1.55	4.45	8.5	18.0	20.5	0.41
LL0844		4	4				14.6	36.0	40.7	0.84
LL0866		6	6				20.7	54.0	60.0	1.20
LL1022	15.875	2	2				9.3	22.0	25.6	0.59
LL1044		4	4				16.1	44.0	51.2	1.10
LL1066		6	6				22.9	66.0	76.3	1.57
LL1222	19.05	2	2	16.13	1.90	5.72	10.7	29.0	33.5	0.71
LL1244		4	4				18.5	58.0	66.5	1.45
LL1266		6	6				26.3	87.0	99.7	2.12
LL1622	25.40	2	2				17.2	60.0	66.7	1.52
LL1644		4	4				30.2	120.0	141.0	2.90
LL1666		6	6				43.2	180.0	209.0	4.40
LL2022	31.75	2	2	26.42	3.70	10.19	20.1	95.0	109.5	2.33
LL2044		4	4				35.1	190.0	218.6	4.40
LL2066		6	6				50.1	285.0	324.6	6.79
LL2422	38.10	2	2				28.4	170.0	195.5	4.47
LL2444		4	4				49.4	340.0	380.8	8.25
LL2466		6	6				70.4	510.0	572.0	12.52
LL2822	44.45	2	2	37.08	6.45	15.90	34.0	200.0	225.0	5.10
LL2844		4	4				60.0	400.0	450.0	9.90
LL2866		6	6				86.0	600.0	672.5	14.60
LL3222	50.80	2	2				35.0	260.0	292.0	6.20
LL3244		4	4				61.0	520.0	582.5	12.30
LL3266		6	6				87.0	780.0	875.0	18.30

A系列短节距精密滚子链 Short Pitch Precision Roller Chains (A Series)

单排 Simplex

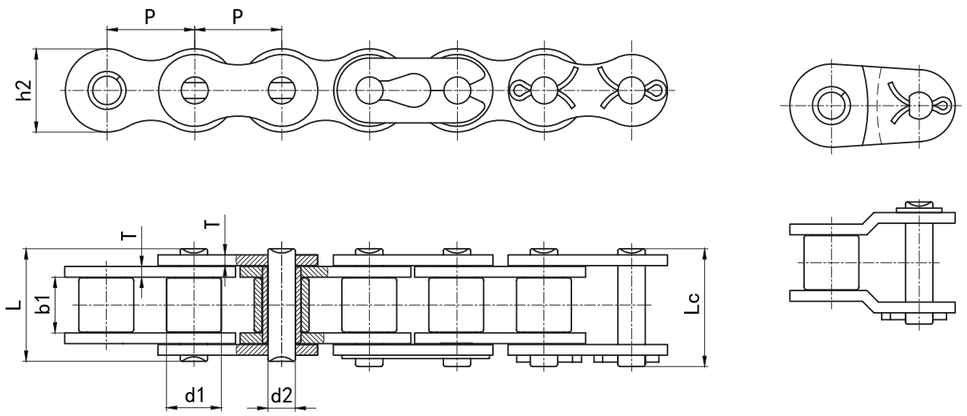

DIN 链号	ISO/ ANSI 链号	节距	滚子直径	内节内宽	销轴直径	销轴长度		内链板高度	链板厚度	抗拉强度	平均抗拉强度	每米重量
		Pitch	Roller diameter	Width between inner plates	Pin diameter	Pin length		Inner plate depth	Plate thickness	Ultimate tensile Strength	Average tensile strength	Weight per meter
DIN Chain No.	ISO/ ANSI Chain No.	P	d1 max	b1 min	d2 max	L max	Lc max	h2 max	T max	Q min	Q_0	q
		mm	mm	mm	mm	mm	mm	mm	mm	kN	kN	kg/m
*04C-1	*25	6.350	3.30	3.18	2.31	7.9	11.0	5.86	0.80	3.63	4.5	0.14
*06C-1	*35	9.525	5.06	4.70	3.58	12.3	14.17	9.00	1.30	8.0	11.0	0.35
085-1	41	12.700	7.77	6.25	3.60	13.7	15.5	9.91	1.20	6.7	12.3	0.40
08A-1	40	12.700	7.92	7.85	3.98	16.7	18.3	12.07	1.50	13.9	17.9	0.65
10A-1	50	15.875	10.16	9.40	5.09	20.7	23.8	15.09	2.00	21.8	29.3	1.03
12A-1	60	19.050	11.91	12.57	5.96	26.2	28.3	18.10	2.42	31.3	42.0	1.51
16A-1	80	25.400	15.88	15.75	7.94	32.9	36.4	24.13	3.10	55.6	72.3	2.61
20A-1	100	31.750	19.05	18.90	9.54	40.8	44.1	30.17	4.00	87.0	110.5	3.90
24A-1	120	38.100	22.23	25.22	11.11	50.8	54.7	36.20	4.80	125.0	157.0	5.60
28A-1	140	44.450	25.40	25.22	12.71	54.7	61.0	42.23	5.60	170.0	213.2	7.52
32A-1	160	50.800	28.58	31.55	14.29	65.5	70.0	48.26	6.40	223.0	279.0	10.08
36A-1	180	57.150	35.71	35.48	17.46	73.4	79.8	54.30	7.20	281.0	361.1	13.60
40A-1	200	63.500	39.68	37.85	19.85	80.3	87.7	60.33	8.00	347.0	429.0	16.15
48A-1	240	76.200	47.63	47.35	23.81	95.5	104.3	72.39	9.50	500.0	690.0	24.04

注：* 套筒链：滚子直径 d1 为套筒直径

双排 Duplex

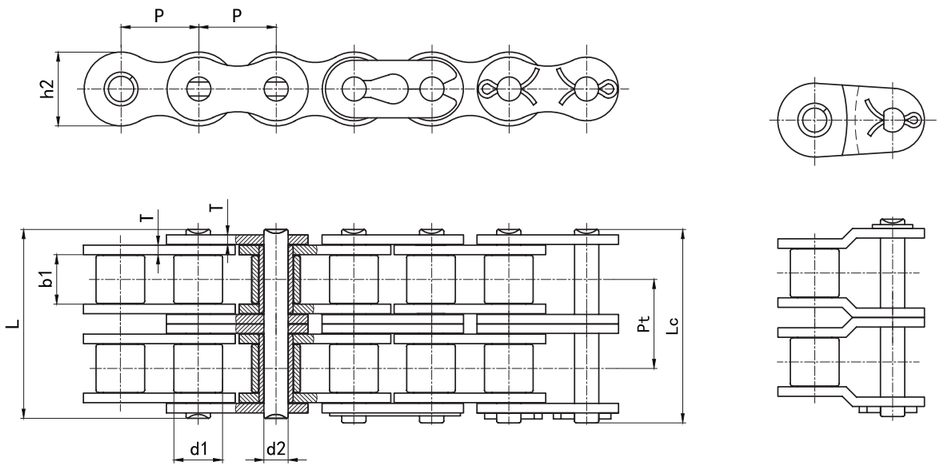

DIN 链号	ISO/ ANSI 链号	节距	滚子直径	内节内宽	销轴直径	销轴长度		内链板高度	链板厚度	排距	抗拉强度	平均抗拉强度	每米重量
		Pitch	Roller diameter	Width between inner plates	Pin diameter	Pin length		Inner plate depth	Plate thickness	Transverse pitch	Ultimate tensile strength	Average tensile strength	Weight per meter
DIN Chain No.	ISO/ ANSI Chain No.	P	d1 max	b1 min	d2 max	L max	Lc max	h2 max	T max	Pt	Q min	Q_0	q
		mm	mm	mm	mm	mm	mm	mm	mm	mm	kN	kN	kg/m
*04C-2	*25-2	6.350	3.30	3.18	2.31	15.5	16.0	5.86	0.80	6.40	7.0	8.8	0.27
*06C-2	*35-2	9.525	5.06	4.70	3.58	22.3	24.3	9.00	1.30	10.13	15.8	19.5	0.61
08A-2	40-2	12.700	7.92	7.85	3.98	31.2	33.3	12.07	1.50	14.38	27.8	35.7	1.15
10A-2	50-2	15.875	10.16	9.40	5.09	39.1	40.6	15.09	2.00	18.11	43.6	58.0	2.00
12A-2	60-2	19.050	11.91	12.57	5.96	49.1	50.8	18.10	2.42	22.78	62.6	82.4	2.94
16A-2	80-2	25.400	15.88	15.75	7.94	62.1	65.5	24.13	3.10	29.29	111.2	142.0	5.45
20A-2	100-2	31.750	19.05	18.90	9.54	76.6	80.5	30.17	4.00	35.76	174.0	219.9	7.80
24A-2	120-2	38.100	22.23	25.22	11.11	96.3	100.2	36.20	4.80	45.44	250.0	314.8	11.63
28A-2	140-2	44.450	25.40	25.22	12.71	103.6	110.1	42.23	5.60	48.87	340.0	427.9	15.21
32A-2	160-2	50.800	28.58	31.55	14.29	124.1	128.6	48.26	6.40	58.55	446.0	561.8	20.25
36A-2	180-2	57.150	35.71	35.48	17.46	138.9	145.3	54.30	7.20	65.84	562.0	722.2	26.94
40A-2	200-2	63.500	39.68	37.85	19.85	151.9	159.3	60.33	8.00	71.55	694.0	875.0	32.24
48A-2	240-2	76.200	47.63	47.35	23.81	183.4	192.1	72.39	9.50	87.83	1000.0	1380.0	47.50

注：* 套筒链：滚子直径 d1 为套筒直径

A系列短节距精密滚子链 Short Pitch Precision Roller Chains (A Series)

三排 Triplex

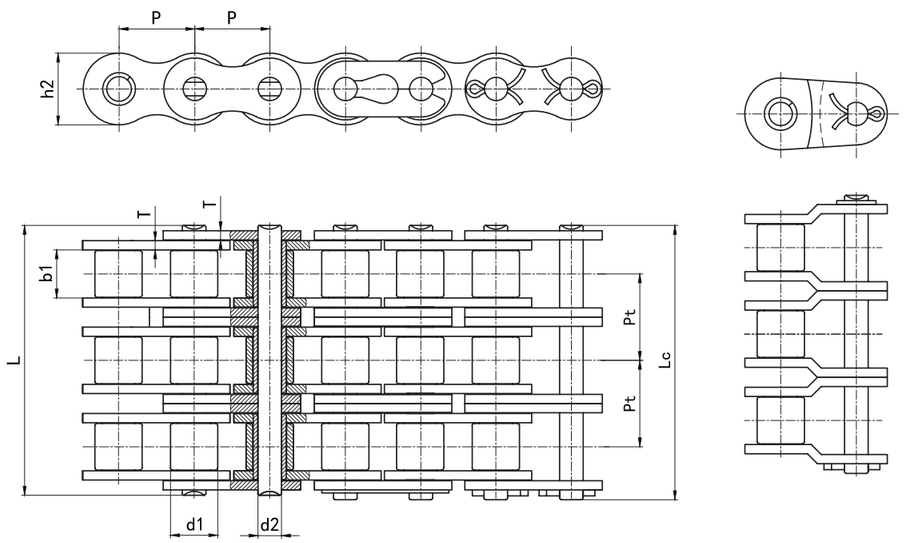

DIN 链号	ISO/ ANSI 链号	节距	滚子直径	内节内宽	销轴直径	销轴长度		内链板高度	链板厚度	排距	抗拉强度	平均抗拉强度	每米重量
		Pitch	Roller diameter	Width between inner plates	Pin diameter	Pin length		Inner plate depth	Plate thickness	Transverse pitch	Ultimate tensile strength	Average tensile strength	Weight per meter
DIN Chain No.	ISO/ ANSI Chain No.	P	d1 max	b1 min	d2 max	L max	Lc max	h2 max	T max	Pt	Q min	Q_0	q
		mm	mm	mm	mm	mm	mm	mm	mm	mm	kN	kN	kg/m
*04C-3	*25-3	6.350	3.30	3.18	2.31	21.0	21.5	5.86	0.80	6.40	10.5	12.6	0.44
*06C-3	*35-3	9.525	5.06	4.70	3.58	32.6	33.5	9.00	1.30	10.13	23.7	28.6	1.05
08A-3	40-3	12.700	7.92	7.85	3.98	45.5	47.1	12.07	1.50	14.38	41.7	50.0	1.90
10A-3	50-3	15.875	10.16	9.40	5.09	56.9	58.3	15.09	2.00	18.11	65.4	77.8	3.05
12A-3	60-3	19.050	11.91	12.57	5.96	71.8	73.6	18.10	2.42	22.78	93.9	112.0	4.54
16A-3	80-3	25.400	15.88	15.75	7.94	91.8	95.1	24.13	3.10	29.29	166.8	199.0	7.89
20A-3	100-3	31.750	19.05	18.90	9.54	112.1	116.7	30.17	4.00	35.76	261.0	310.0	11.80
24A-3	120-3	38.100	22.23	25.22	11.11	141.3	145.2	36.20	4.80	45.44	375.0	439.0	17.53
28A-3	140-3	44.450	25.40	25.22	12.71	152.0	157.9	42.23	5.60	48.87	510.0	596.0	22.20
32A-3	160-3	50.800	28.58	31.55	14.29	181.8	186.3	48.26	6.40	58.55	669.0	782.0	30.12
36A-3	180-3	57.150	35.71	35.48	17.46	204.4	210.8	54.30	7.20	65.84	843.0	1083.3	40.28
40A-3	200-3	63.500	39.68	37.85	19.85	223.5	230.9	60.33	8.00	71.55	1041.0	1220.0	49.03
48A-3	240-3	76.200	47.63	47.35	23.81	271.3	279.9	72.39	9.50	87.83	1500.0	2070.0	71.06

注：* 套筒链：滚子直径 d1 为套筒直径

四排 Fourplex

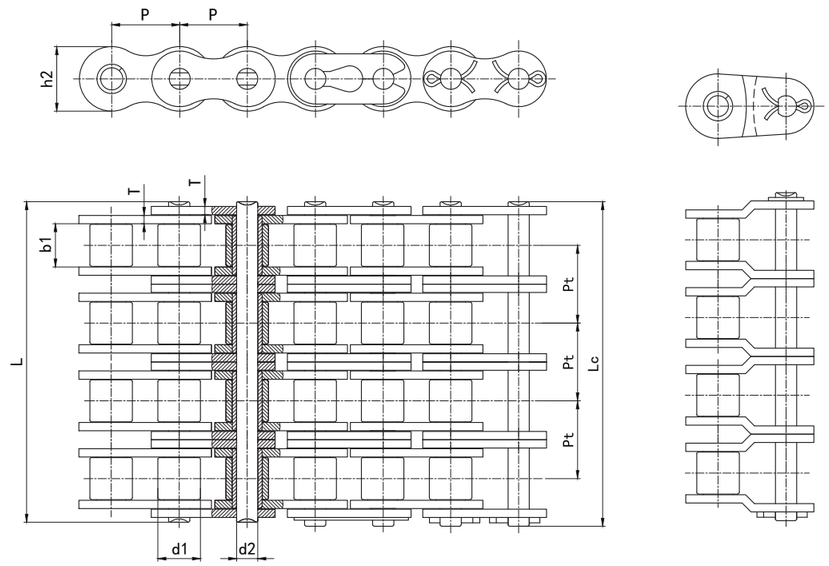

DIN 链号	ISO/ ANSI 链号	节距	滚子直径	内节内宽	销轴直径	销轴长度		内链板高度	链板厚度	排距	抗拉强度	平均抗拉强度	每米重量
		Pitch	Roller diameter	Width between inner plates	Pin diameter	Pin length		Inner plate depth	Plate thickness	Transverse pitch	Ultimate tensile strength	Average tensile strength	Weight per meter
DIN Chain No.	ISO/ ANSI Chain No.	P	d1 max	b1 min	d2 max	L max	Lc max	h2 max	T max	Pt	Q min	Q_0	q
		mm	mm	mm	mm	mm	mm	mm	mm	mm	kN	kN	kg/m
08A-4	40-4	12.700	7.92	7.85	3.98	60.0	62.2	12.07	1.50	14.38	56.4	67.0	2.43
10A-4	50-4	15.875	10.16	9.40	5.09	75.1	78.1	15.09	2.00	18.11	88.8	110.0	3.91
12A-4	60-4	19.050	11.91	12.57	5.96	94.4	96.6	18.10	2.42	22.78	125.2	150.0	5.85
16A-4	80-4	25.400	15.88	15.75	7.94	120.6	124.0	24.13	3.10	29.29	226.8	270.0	9.98
20A-4	100-4	31.750	19.05	18.90	9.54	148.2	151.5	30.17	4.00	35.76	348.0	420.0	15.34
24A-4	120-4	38.100	22.23	25.22	11.11	187.0	190.9	36.20	4.80	45.44	508.0	590.0	22.29

B系列短节距精密滚子链 Short Pitch Precision Roller Chains (B Series)

单排 Simplex

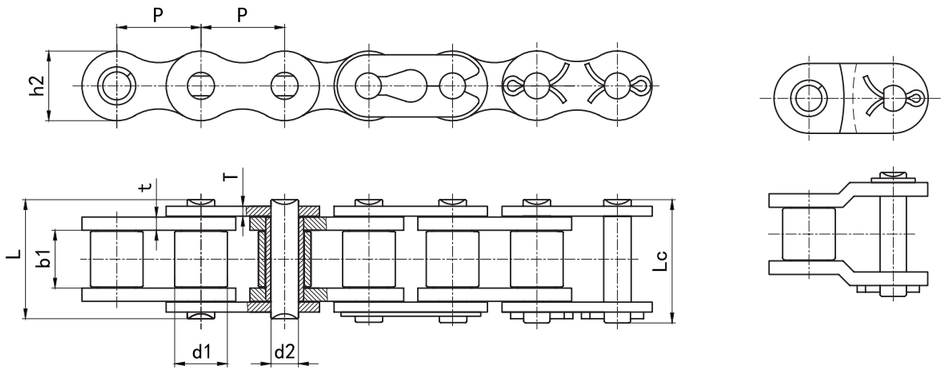

ISO/DIN 链号	节距	滚子直径	内节内宽	销轴直径	销轴长度		内链板高度	链板厚度	抗拉强度	平均抗拉强度	每米重量
	Pitch	Roller diameter	Width between inner plates	Pin diameter	Pin length		Inner plate depth	Plate thickness	Ultimate tensile strength	Average tensile strength	Weight per meter
ISO/DIN Chain No.	P	d1 max	b1 min	d2 max	L max	Lc max	h2 max	t/T max	Q min	Q_0	q
	mm	mm	mm	mm	mm	mm	mm	mm	kN	kN	kg/m
04B-1	6.000	4.00	2.80	1.85	7.4	7.8	5.00	0.70	3.0	3.5	0.14
05B-1	8.000	5.00	3.00	2.31	8.2	9.2	7.11	0.80	4.4	6.4	0.17
*06B-1	9.525	6.35	5.72	3.28	13.1	14.1	8.20	1.30	8.9	10.8	0.42
08B-1	12.700	8.51	7.75	4.45	17.0	19.2	11.81	1.60	17.8	19.8	0.71
10B-1	15.875	10.16	9.65	5.08	19.6	22.3	14.73	1.70	22.2	27.5	0.93
12B-1	19.050	12.07	11.68	5.72	22.6	25.0	16.13	1.85	28.9	32.3	1.13
16B-1	25.400	15.88	17.02	8.28	36.1	39.2	21.08	4.0/3.0	60.0	72.5	2.72
20B-1	31.750	19.05	19.56	10.19	41.4	46.5	26.42	4.5/3.5	95.0	106.0	3.72
24B-1	38.100	25.40	25.40	14.63	53.4	59.9	33.40	6.0/4.8	160.0	178.3	7.10
28B-1	44.450	27.94	30.99	15.90	65.1	71.5	37.08	7.5/6.0	200.0	220.0	8.50
32B-1	50.800	29.21	30.99	17.81	66.8	72.5	42.29	7.0/6.0	250.0	270.0	10.25
40B-1	63.500	39.37	38.10	22.89	82.2	87.5	52.96	8.5/8.0	355.0	392.0	16.35
48B-1	76.200	48.26	45.72	29.24	99.1	108.8	63.88	12.0/10.0	560.0	625.0	25.07
56B-1	88.900	53.98	53.34	34.32	114.6	126.0	77.85	13.5/12.0	850.0	940.0	35.90
64B-1	101.600	63.50	60.96	39.40	130.9	143.4	90.17	15.0/13.0	1120.0	1240.0	46.20
72B-1	114.300	72.39	68.58	44.48	147.4	161.7	103.63	17.0/15.0	1400.0	1550.0	61.00

注：* 直链板

双排 Duplex

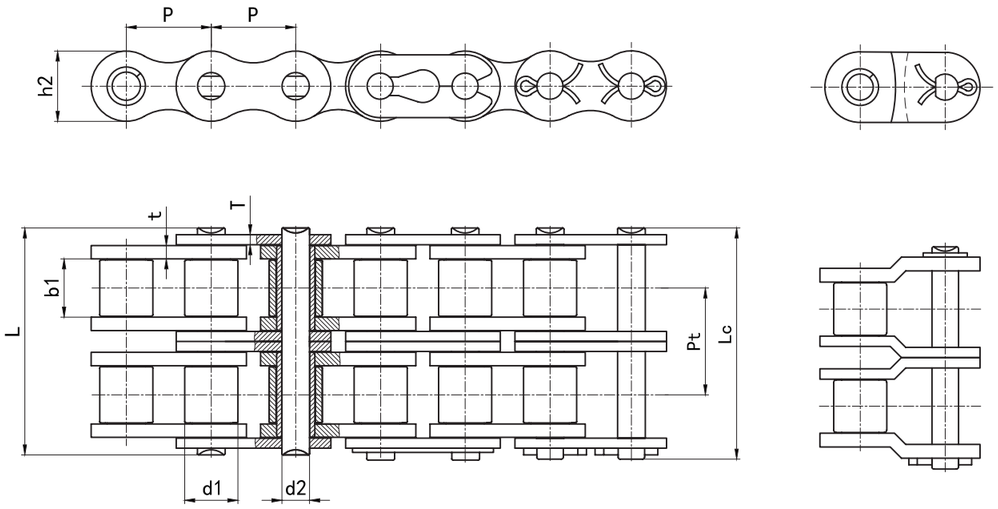

ISO/DIN 链号	节距	滚子直径	内节内宽	销轴直径	销轴长度		内链板高度	链板厚度	排距	抗拉强度	平均抗拉强度	每米重量
	Pitch	Roller diameter	Width between inner plates	Pin diameter	Pin length		Inner plate depth	Plate thickness	Transverse pitch	Ultimate tensile strength	Average tensile strength	Weight per meter
ISO/DIN Chain No.	P	d1 max	b1 min	d2 max	L max	Lc max	h2 max	t/T max	Pt	Q min	Q_0	q
	mm	mm	mm	mm	mm	mm	mm	mm	mm	kN	kN	kg/m
05B-2	8.000	5.00	3.00	2.31	13.9	14.5	7.11	0.80	5.64	7.8	10.4	0.36
*06B-2	9.525	6.35	5.72	3.28	23.4	24.4	8.20	1.30	10.24	16.9	18.3	0.79
08B-2	12.700	8.51	7.75	4.45	31.0	32.7	11.81	1.60	13.92	31.1	38.4	1.32
10B-2	15.875	10.16	9.65	5.08	36.2	38.3	14.73	1.70	16.59	44.5	55.0	1.85
12B-2	19.050	12.07	11.68	5.72	42.0	44.4	16.13	1.85	19.46	57.8	66.3	2.31
16B-2	25.400	15.88	17.02	8.28	68.0	71.2	21.08	4.0/3.0	31.88	106.0	133.4	5.41
20B-2	31.750	19.05	19.56	10.19	77.9	83.0	26.42	4.5/3.5	36.45	170.0	210.0	7.21
24B-2	38.100	25.40	25.40	14.63	101.8	108.5	33.40	6.0/4.8	48.36	280.0	318.1	13.40
28B-2	44.450	27.94	30.99	15.90	124.7	130.8	37.08	7.5/6.0	59.56	360.0	430.0	16.60
32B-2	50.800	29.21	30.99	17.81	125.3	131.2	42.29	7.0/6.0	58.55	450.0	520.0	21.00
40B-2	63.500	39.37	38.10	22.89	153.7	159.2	52.96	8.5/8.0	72.29	630.0	710.0	32.00
48B-2	76.200	48.26	45.72	29.24	190.4	200.0	63.88	12.0/10.0	91.21	1000.0	1130.0	48.68
56B-2	88.900	53.98	53.34	34.32	221.2	232.5	77.85	13.5/12.0	106.60	1600.0	1760.0	71.50
64B-2	101.600	63.50	60.96	39.40	250.8	263.3	90.17	15.0/13.0	119.89	2000.0	2200.0	91.50
72B-2	114.300	72.39	68.58	44.48	283.7	298.0	103.63	17.0/15.0	136.27	2500.0	2750.0	120.60

注：* 直链板

B系列短节距精密滚子链 Short Pitch Precision Roller Chains (B Series)

三排 Triplex

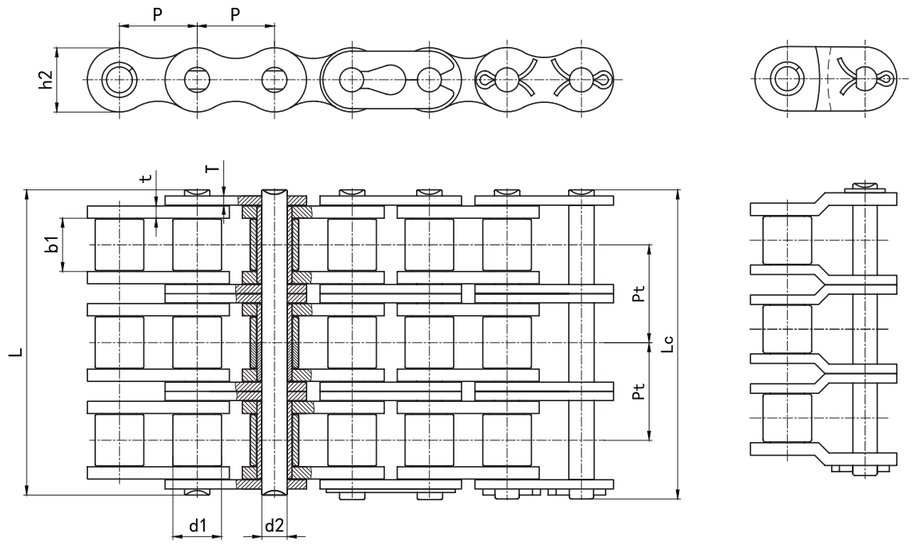

ISO/DIN 链号	节距	滚子直径	内节内宽	销轴直径	销轴长度		内链板高度	链板厚度	排距	抗拉强度	平均抗拉强度	每米重量
	Pitch	Roller diameter	Width between inner plates	Pin diameter	Pin length		Inner plate depth	Plate thickness	Transverse pitch	Ultimate tensile strength	Average tensile strength	Weight per meter
ISO/DIN Chain No.	P	d1 max	b1 min	d2 max	L max	Lc max	h2 max	t/T max	Pt	Q min	Q_0	q
	mm	mm	mm	mm	mm	mm	mm	mm	mm	kN	kN	kg/m
05B-3	8.000	5.00	3.00	2.31	19.5	20.2	7.11	0.80	5.64	11.1	13.8	0.48
*06B-3	9.525	6.35	5.72	3.28	33.5	34.6	8.20	1.30	10.24	24.9	30.1	1.16
08B-3	12.700	8.51	7.75	4.45	44.9	47.5	11.81	1.60	13.92	44.5	56.5	2.03
10B-3	15.875	10.16	9.65	5.08	52.8	55.0	14.73	1.70	16.59	66.7	82.5	2.77
12B-3	19.050	12.07	11.68	5.72	61.6	63.7	16.13	1.85	19.46	86.7	101.5	3.46
16B-3	25.400	15.88	17.02	8.28	99.7	102.8	21.08	4.0/3.0	31.88	160.0	195.0	8.13
20B-3	31.750	19.05	19.56	10.19	114.3	119.4	26.42	4.5/3.5	36.45	250.0	287.0	10.82
24B-3	38.100	25.40	25.40	14.63	149.8	156.0	33.40	6.0/4.8	48.36	425.0	490.0	20.10
28B-3	44.450	27.94	30.99	15.90	184.3	190.3	37.08	7.5/6.0	59.56	530.0	660.0	24.90
32B-3	50.800	29.21	30.99	17.81	183.6	189.3	42.29	7.0/6.0	58.55	670.0	770.0	31.56
40B-3	63.500	39.37	38.10	22.89	225.6	231.2	52.96	8.5/8.0	72.29	950.0	1090.0	48.10
48B-3	76.200	48.26	45.72	29.24	281.6	291.2	63.88	12.0/10.0	91.21	1500.0	1710.0	75.20
56B-3	88.900	53.98	53.34	34.32	327.8	339.1	77.85	13.5/12.0	106.60	2240.0	2464.0	107.40
64B-3	101.600	63.50	60.96	39.40	370.7	383.2	90.17	15.0/13.0	119.89	3000.0	3300.0	136.30
72B-3	114.300	72.39	68.58	44.48	420.0	434.3	103.63	17.0/15.0	136.27	3750.0	4125.0	180.30

注：★直链板

四排 Fourplex

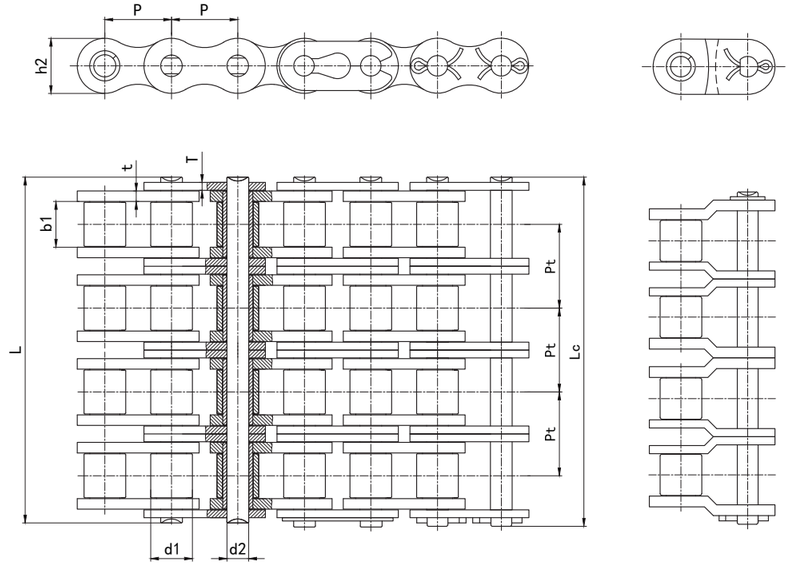

ISO/DIN 链号	节距	滚子直径	内节内宽	销轴直径	销轴长度		内链板高度	链板厚度	排距	抗拉强度	平均抗拉强度	每米重量
	Pitch	Roller diameter	Width between inner plates	Pin diameter	Pin length		Inner plate depth	Plate thickness	Transverse pitch	Ultimate tensile strength	Average tensile strength	Weight per meter
ISO/DIN Chain No.	P	d1 max	b1 min	d2 max	L max	Lc max	h2 max	t/T max	Pt	Q min	Q_0	q
	mm	mm	mm	mm	mm	mm	mm	mm	mm	kN	kN	kg/m
08B-4	12.700	8.51	7.75	4.45	59.5	61.7	11.81	1.60	13.92	71.2	76.0	2.60
10B-4	15.875	10.16	9.65	5.08	69.8	72.4	14.73	1.70	16.59	88.8	105.0	3.73
12B-4	19.050	12.07	11.68	5.72	80.6	83.1	16.13	1.85	19.46	116.0	125.0	4.57
16B-4	25.400	15.88	17.02	8.28	131.7	134.9	21.08	4.0/3.0	31.88	240.0	310.0	10.56
20B-4	31.750	19.05	19.56	10.19	150.8	155.6	26.42	4.5/3.5	36.45	380.0	400.0	13.81
24B-4	38.100	25.40	25.40	14.63	197.4	203.8	33.40	6.0/4.8	48.36	640.0	700.0	25.50

A系列加重型滚子链 Heavy Duty Series Roller Chains (A Series)

■ 单排、双排、三排 Simplex / Duplex/ Triplex

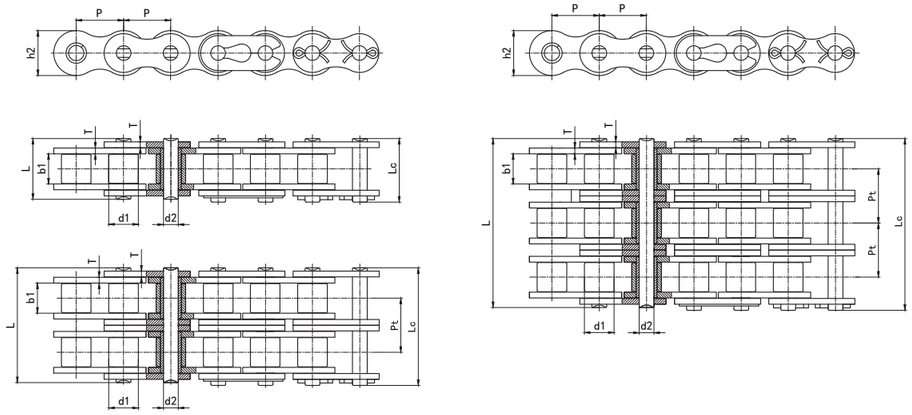

DIN 链号	ISO/ ANSI 链号	节距	滚子直径	内节内宽	销轴直径	销轴长度		内链板高度	链板厚度	排距	抗拉强度	平均抗拉强度	每米重量
		Pitch	Roller diameter	Width between inner plates	Pin diameter	Pin length		Inner plate depth	Plate thickness	Transverse pitch	Ultimate tensile strength	Average tensile strength	Weight per meter
DIN Chain No.	ISO/ANSI Chain No.	P	d1 max	b1 min	d2 max	L max	Lc max	h2 max	T max	Pt	Q min	Q_0	q
		mm	mm	mm	mm	mm	mm	mm	mm	mm	kN	kN	kg/m
08AH-1	40H-1	12.700	7.92	7.85	3.98	18.8	20.0	12.07	2.00	/	13.9	19.2	0.82
10AH-1	50H-1	15.875	10.16	9.40	5.09	22.1	23.9	15.09	2.42	/	21.8	30.1	1.25
12AH-1	60H-1	19.050	11.91	12.57	5.96	30.0	32.3	18.10	3.20	/	31.3	42.0	1.89
16AH-1	80H-1	25.400	15.88	15.75	7.94	36.8	40.5	24.13	4.00	/	55.6	72.0	3.10
20AH-1	100H-1	31.750	19.05	18.90	9.54	44.2	47.6	30.17	4.80	/	87.0	112.0	4.50
24AH-1	120H-1	38.100	22.23	25.22	11.11	54.5	58.2	36.20	5.60	/	125.0	160.0	6.60
28AH-1	140H-1	44.450	25.40	25.22	12.71	58.2	64.5	42.23	6.40	/	170.0	217.5	8.30
32AH-1	160H-1	50.800	28.58	31.55	14.29	68.9	73.4	48.26	7.20	/	223.0	285.0	10.30
40AH-1	200H-1	63.500	39.68	37.85	19.85	87.1	94.2	60.33	9.50	/	347.0	445.0	19.16
48AH-1	240H-1	76.200	47.63	47.35	23.81	111.4	120.1	72.39	12.70	/	500.0	690.0	30.60
12AH-2	60H-2	19.050	11.91	12.57	5.96	55.9	58.2	18.10	3.20	26.11	62.6	84.5	3.70
16AH-2	80H-2	25.400	15.88	15.75	7.94	69.1	72.8	24.13	4.00	32.59	112.2	145.0	6.15
20AH-2	100H-2	31.750	19.05	18.90	9.54	83.2	86.7	30.17	4.80	39.09	174.0	224.0	9.00
24AH-2	120H-2	38.100	22.23	25.22	11.11	102.9	107.1	36.20	5.60	48.87	250.0	320.0	13.13
28AH-2	140H-2	44.450	25.40	25.22	12.71	110.1	116.4	42.23	6.40	52.20	340.0	437.0	16.60
32AH-2	160H-2	50.800	28.58	31.55	14.29	130.5	135.1	48.26	7.20	61.90	446.0	572.0	20.20
40AH-2	200H-2	63.500	39.68	37.85	19.85	165.4	172.5	60.33	9.50	78.31	694.0	894.9	38.11
48AH-2	240H-2	76.200	47.63	47.35	23.81	212.6	221.3	72.39	12.70	101.2	1000.0	1380.0	60.70
12AH-3	60H-3	19.050	11.91	12.57	5.96	81.9	83.9	18.10	3.20	26.11	93.9	115.0	5.52
16AH-3	80H-3	25.400	15.88	15.75	7.94	101.8	105.5	24.13	4.00	32.59	166.8	205.0	9.42
20AH-3	100H-3	31.750	19.05	18.90	9.54	122.3	125.8	30.17	4.80	39.09	261.0	315.0	12.96
24AH-3	120H-3	38.100	22.23	25.22	11.11	151.7	155.9	36.20	5.60	48.87	375.0	446.0	19.64
28AH-3	140H-3	44.450	25.40	25.22	12.71	162.0	168.3	42.23	6.40	52.20	510.0	598.5	24.90
32AH-3	160H-3	50.800	28.58	31.55	14.29	192.1	196.4	48.26	7.20	61.90	669.0	787.5	30.10
40AH-3	200H-3	63.500	39.68	37.85	19.85	243.7	250.8	60.33	9.50	78.31	1041.0	1228.0	57.05
48AH-3	240H-3	76.200	47.63	47.35	23.81	313.8	322.5	72.39	12.70	101.2	1500.0	2070.0	91.20

B系列加重型滚子链 Heavy Duty Series Roller Chains (B Series)

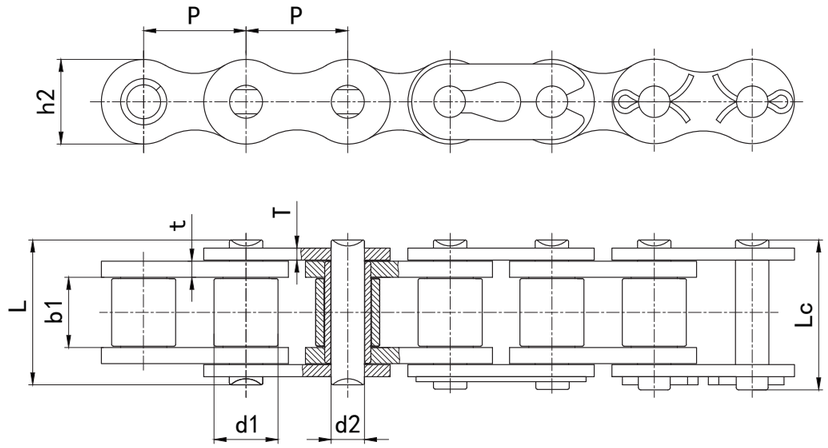

链号 UIB Chain No.	节距	滚子直径	内节内宽	销轴直径	销轴长度		内链板高度	链板厚度	抗拉强度	平均抗拉强度	每米重量
	Pitch	Roller diameter	Width between inner plates	Pin diameter	Pin length		Inner plate depth	Plate thickness	Ultimate tensile strength	Average tensile strength	Weight per meter
	P	d1 max	b1 min	d2 max	L max	Lc max	h2 max	t/T max	Q min	Q_0	q
	mm	mm	mm	mm	mm	mm	mm	mm	kN	kN	kg/m
08BH-1	12.700	8.51	7.75	4.45	18.8	20.0	11.81	2.00	17.8	20.6	0.79
10BH-1	15.875	10.16	9.65	5.08	20.2	21.6	14.73	1.85	22.2	25.0	1.03
12BH-1	19.050	12.07	11.68	6.10	25.2	26.8	18.10	2.42	28.9	40.0	1.50
16BH-1	25.400	15.88	17.02	8.90	36.0	38.9	24.10	4.0/3.0	60.0	80.0	3.11
20BH-1	31.750	19.05	19.56	10.19	48.3	52.0	26.40	6.0/4.8	95.0	110.0	6.10
24BH-1	38.100	25.40	25.40	14.63	58.6	63.4	36.20	7.5/6.0	160.0	225.0	9.00

双节距精密滚子链 Double Pitch Precision Roller Chains

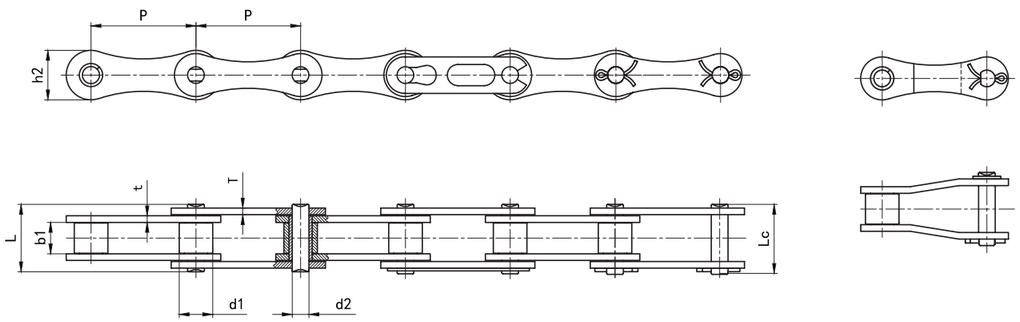

ISO/DIN 链号	ANSI 链号	节距	滚子直径	内节内宽	销轴直径	销轴长度		内链板高度	链板厚度	抗拉强度	平均抗拉强度	每米重量
		Pitch	Roller diameter	Width between inner plates	Pin diameter	Pin length		Inner plate depth	Plate thickness	Ultimate tensile strength	Average tensile strength	Weight per meter
ISO/DIN Chain No.	ANSI Chain No.	P	d1 max	b1 min	d2 max	L max	Lc max	h2 max	t/T max	Q min	Q_0	q
		mm	mm	mm	mm	mm	mm	mm	mm	kN	kN	kg/m
208A	2040	25.40	7.92	7.85	3.98	16.7	18.3	12.07	1.50	13.9	17.9	0.42
208B	/	25.40	8.51	7.75	4.45	17.0	19.2	11.81	1.60	17.8	19.8	0.45
210A	2050	31.75	10.16	9.40	5.09	20.7	23.8	15.09	2.00	21.8	29.3	0.72
210B	/	31.75	10.16	9.65	5.08	19.6	22.3	14.73	1.70	22.2	27.5	0.65
212A	2060	38.10	11.91	12.57	5.96	26.2	28.3	18.10	2.42	31.3	42.0	1.02
212B	/	38.10	12.07	11.68	5.72	22.6	25.0	16.13	1.85	28.9	32.3	0.76
216A	2080	50.80	15.88	15.75	7.94	32.9	36.4	24.13	3.10	55.6	72.3	1.70
216B	/	50.80	15.88	17.02	8.28	36.1	39.2	21.08	4.0/3.0	60.0	72.5	1.75
220A	2100	63.50	19.05	18.90	9.54	40.8	44.1	30.17	4.00	87.0	110.5	2.53
220B	/	63.50	19.05	19.56	10.19	41.4	46.5	26.42	4.5/3.5	95.0	106.0	2.62
224A	2120	76.20	22.23	25.22	11.11	50.8	54.7	36.20	4.80	125.0	157.0	4.07
224B	/	76.20	25.40	25.40	14.63	53.4	59.9	33.40	6.0/4.8	160.0	178.3	4.70
228B	/	88.90	27.94	30.99	15.90	65.1	71.5	37.08	7.5/6.0	200.0	220.0	6.25
232B	/	101.60	29.21	30.99	17.81	66.8	72.5	42.29	7.0/6.0	250.0	278.0	6.71

G系列高耐磨链条 High Wear-Resistance Chains (G Series)

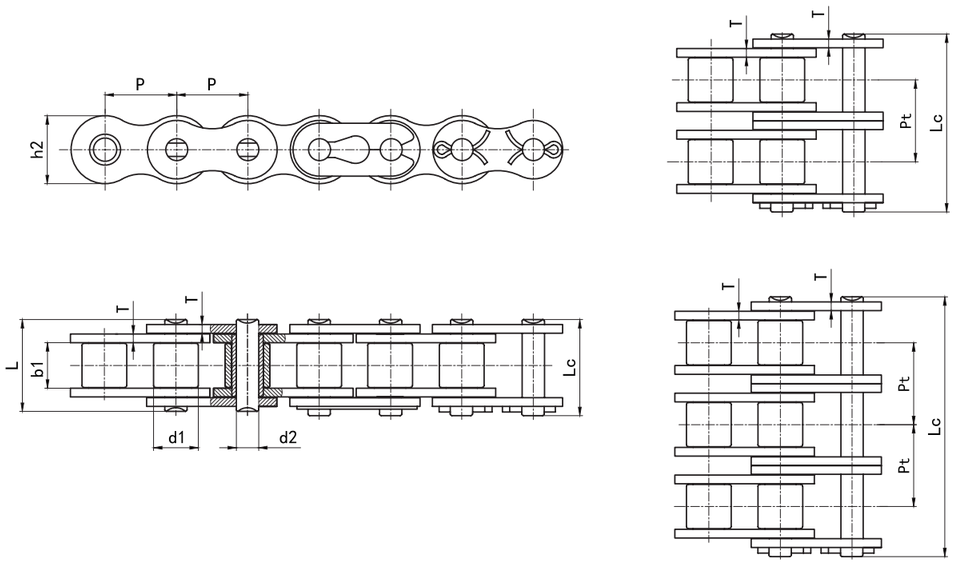

链号 UIB Chain No.	节距	滚子直径	内节内宽	销轴直径	销轴长度		内链板高度	链板厚度	排距	抗拉强度	平均抗拉强度	每米重量
	Pitch	Roller diameter	Width between inner plates	Pin diameter	Pin length		Inner plate depth	Plate thickness	Transverse pitch	Ultimate tensile strength	Average tensile strength	Weight per meter
	P	d1 max	b1 min	d2 max	L max	Lc max	h2 max	T max	Pt	Q min	Q_0	q
	mm	mm	mm	mm	mm	mm	mm	mm	mm	kN	kN	kg/m
G40-1	12.700	7.92	7.85	3.98	16.7	18.3	12.07	1.50	/	17.7	19.1	0.65
G50-1	15.875	10.16	9.40	5.09	20.7	23.8	15.09	2.00	/	28.4	31.4	1.04
G60-1	19.050	11.91	12.57	5.96	26.2	28.3	18.10	2.42	/	38.2	42.0	1.53
G80-1	25.400	15.88	15.75	7.94	32.9	36.4	24.13	3.20	/	71.6	76.0	2.66
G40-2	12.700	7.92	7.85	3.98	31.2	33.3	12.07	1.50	14.38	34.3	36.2	1.15
G50-2	15.875	10.16	9.40	5.09	39.1	40.6	15.09	2.00	18.11	56.9	60.8	2.03
G60-2	19.050	11.91	12.57	5.96	49.1	50.8	18.10	2.42	22.78	79.4	82.0	2.94
G80-2	25.400	15.88	15.75	7.94	62.1	65.5	24.13	3.20	29.29	143.0	150.0	5.45
G40-3	12.700	7.92	7.85	3.98	45.5	47.1	12.07	1.50	14.38	50.0	53.3	1.90
G50-3	15.875	10.16	9.40	5.09	56.9	58.3	15.09	2.00	18.11	82.0	86.2	3.09
G60-3	19.050	11.91	12.57	5.96	71.8	73.6	18.10	2.42	22.78	110.0	118.0	4.54
G80-3	25.400	15.88	15.75	7.94	91.8	95.1	24.13	3.20	29.29	202.0	220.0	7.89

T 系列高强度链条 High Strengthing Chains (T series)

单排、双排、三排 Simplex / Duplex/ Triplex

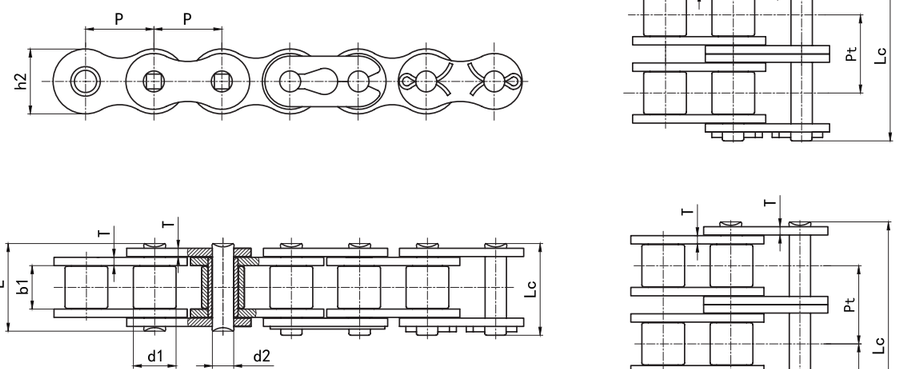

链号 UIB Chain No.	节距	滚子直径	内节内宽	销轴直径	销轴长度		内链板高度	链板厚度	排距	抗拉强度	平均抗拉强度	每米重量
	Pitch	Roller diameter	Width between inner plates	Pin diameter	Pin length		Inner plate depth	Plate thickness	Transverse pitch	Ultimate tensile strength	Average tensile strength	Weight per meter
	P	d1 max	b1 min	d2 max	L max	Lc max	h2 max	T max	Pt	Q min	Q_0	q
	mm	mm	mm	mm	mm	mm	mm	mm	mm	kN	kN	kg/m
80T-1	25.400	15.88	15.75	7.94	32.9	36.4	24.13	3.20	/	74.2	83.0	2.66
100T-1	31.750	19.05	18.90	9.54	40.8	44.1	30.17	4.00	/	111.0	124.0	3.99
120T-1	38.100	22.23	25.22	11.11	50.8	54.7	36.20	4.80	/	162.0	176.5	5.93
140T-1	44.450	25.40	25.22	12.71	54.7	61.0	42.23	5.60	/	213.0	232.0	7.52
160T-1	50.800	28.58	31.55	14.29	65.5	70.0	48.26	6.40	/	273.0	298.0	10.10
200T-1	63.500	39.68	37.85	19.85	80.3	87.7	60.33	8.00	/	439.0	478.0	16.15
240T-1	76.200	47.63	47.35	23.81	95.5	104.3	72.39	9.50	/	639.0	696.0	24.04
80T-2	25.400	15.88	15.75	7.94	62.1	65.5	24.13	3.20	29.29	148.0	162.0	5.45
100T-2	31.750	19.05	18.90	9.54	76.6	80.5	30.17	4.00	35.76	222.0	242.0	7.80
120T-2	38.100	22.23	25.22	11.11	96.3	100.2	36.20	4.80	45.44	324.0	354.0	11.70
140T-2	44.450	25.40	25.22	12.71	103.6	110.1	42.23	5.60	48.87	426.0	465.0	15.51
160T-2	50.800	28.58	31.55	14.29	124.1	128.6	48.26	6.40	58.55	545.0	596.0	20.35
200T-2	63.500	39.68	37.85	19.85	151.9	159.3	60.33	8.00	71.55	879.0	958.0	32.24
240T-2	76.200	47.63	47.35	23.81	183.4	192.1	72.39	9.50	87.83	1320.0	1439.0	47.50
80T-3	25.400	15.88	15.75	7.94	91.8	95.1	24.13	3.20	29.29	223.0	243.0	7.89
100T-3	31.750	19.05	18.90	9.54	112.1	116.7	30.17	4.00	35.76	332.0	363.0	11.80
120T-3	38.100	22.23	25.22	11.11	141.3	145.2	36.20	4.80	45.44	485.0	531.0	17.53
140T-3	44.450	25.40	25.22	12.71	152.0	157.9	42.23	5.60	48.87	638.0	698.0	22.20
160T-3	50.800	28.58	31.55	14.29	181.8	186.3	48.26	6.40	58.55	818.0	893.0	30.12
200T-3	63.500	39.68	37.85	19.85	223.5	230.9	60.33	8.00	71.55	1320.0	1439.0	49.03
240T-3	76.200	47.63	47.35	23.81	271.3	279.9	72.39	9.50	87.83	1920.0	2093.0	71.06

HT 系列高强度链条 High Strengthing Chains (HT Series)

单排、双排、三排 Simplex / Duplex/ Triplex

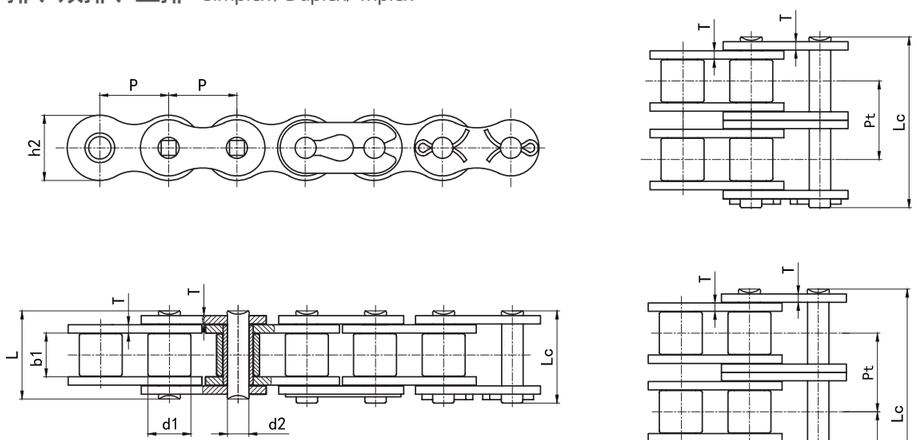

链号 UIB Chain No.	节距	滚子直径	内节内宽	销轴直径	销轴长度		内链板高度	链板厚度	排距	抗拉强度	平均抗拉强度	每米重量
	Pitch	Roller diameter	Width between inner plates	Pin diameter	Pin length		Inner plate depth	Plate thickness	Transverse pitch	Ultimate tensile strength	Average tensile strength	Weight per meter
	P	d1 max	b1 min	d2 max	L max	Lc max	h2 max	T max	Pt	Q min	Q_0	q
	mm	mm	mm	mm	mm	mm	mm	mm	mm	kN	kN	kg/m
50HT-1	15.875	10.16	9.40	5.09	22.1	23.9	15.09	2.42	/	30.0	34.5	1.25
60HT-1	19.050	11.91	12.57	5.96	30.0	32.3	18.10	3.20	/	48.1	54.00	1.89
80HT-1	25.400	15.88	15.75	7.94	36.8	40.5	24.13	4.00	/	81.5	92.5	3.10
100HT-1	31.750	19.05	18.90	9.54	44.2	47.6	30.17	4.80	/	125.0	140.0	4.50
120HT-1	38.100	22.23	25.22	11.11	54.5	58.2	36.20	5.60	/	167.0	190.0	6.60
140HT-1	44.450	25.40	25.22	12.71	58.2	64.5	42.23	6.40	/	218.0	250.0	8.30
160HT-1	50.800	28.58	31.55	14.29	68.9	73.4	48.26	7.20	/	279.0	310.0	10.30
200HT-1	63.500	39.68	37.85	19.85	87.1	94.2	60.33	9.50	/	486.0	559.0	19.16
240HT-1	76.200	47.63	47.35	23.81	111.4	120.1	72.39	12.70	/	768.0	883.0	30.60
60HT-2	19.050	11.91	12.57	5.96	55.9	58.2	18.10	3.20	26.11	96.5	108.0	3.71
80HT-2	25.400	15.88	15.75	7.94	69.1	72.8	24.13	4.00	32.59	163.0	185.0	6.18
100HT-2	31.750	19.05	18.90	9.54	83.2	86.7	30.17	4.80	39.09	248.0	280.0	9.03
120HT-2	38.100	22.23	25.22	11.11	102.9	107.1	36.20	5.60	48.87	335.0	380.0	13.13
140HT-2	44.450	25.40	25.22	12.71	110.1	116.4	42.23	6.40	52.20	435.0	500.0	16.60
160HT-2	50.800	28.58	31.55	14.29	130.5	135.1	48.26	7.20	61.09	555.0	620.0	20.20
200HT-2	63.500	39.68	37.85	19.85	165.4	172.5	60.33	9.50	78.31	973.0	1120.0	38.11
240HT-2	76.200	47.63	47.35	23.81	212.6	221.3	72.39	12.70	101.22	1540.0	1770.0	60.70
60HT-3	19.050	11.91	12.57	5.96	81.9	83.9	18.10	3.20	26.11	144.0	163.0	5.54
80HT-3	25.400	15.88	15.75	7.94	101.8	105.5	24.13	4.00	32.59	244.0	278.0	9.42
100HT-3	31.750	19.05	18.90	9.54	122.3	125.8	30.17	4.80	39.09	371.0	420.0	13.02
120HT-3	38.100	22.23	25.22	11.11	151.7	155.9	36.20	5.60	48.87	500.0	570.0	19.64
140HT-3	44.450	25.40	25.22	12.71	162.0	168.3	42.23	6.40	52.20	653.0	750.0	24.90
160HT-3	50.800	28.58	31.55	14.29	192.1	196.4	48.26	7.20	61.09	833.0	930.0	30.10
200HT-3	63.500	39.68	37.85	19.85	243.7	250.8	60.33	9.50	78.31	1460.0	1680.0	57.05
240HT-3	76.200	47.63	47.35	23.81	313.8	322.5	72.39	12.70	101.22	2300.0	2650.0	91.20

HS 系列超强链条 Super Strengthing Chains (HS Series)

单排、双排、三排 Simplex / Duplex/ Triplex

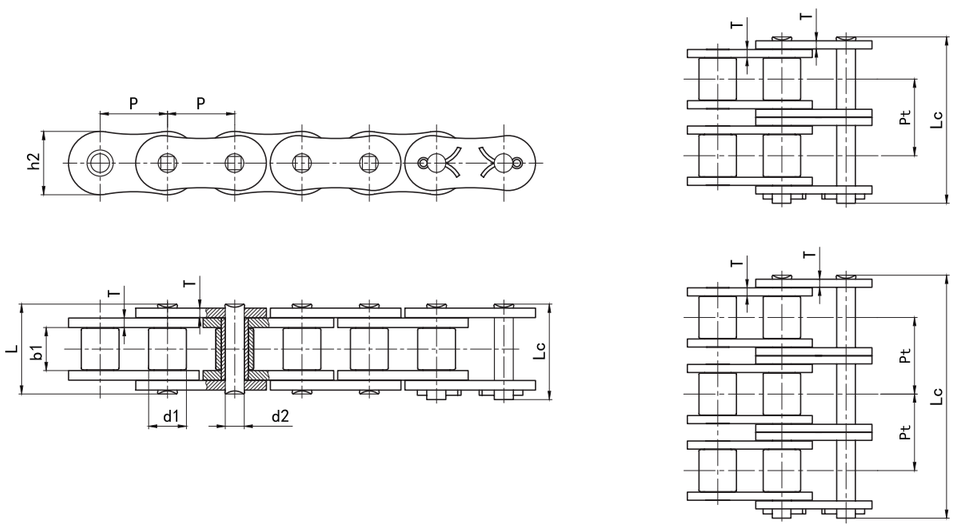

链号 UIB Chain No.	节距 Pitch P mm	滚子直径 Roller diameter d1 max mm	内节内宽 Width between inner plates b1 min mm	销轴直径 Pin diameter d2 max mm	销轴长度 Pin length L max mm	销轴长度 Pin length Lc max mm	内链板高度 Inner plate depth h2 max mm	链板厚度 Plate thickness T max mm	排距 Transverse pitch Pt mm	抗拉强度 Ultimate tensile strength Q min kN	平均抗拉强度 Average tensile strength Q_0 kN	每米重量 Weight per meter q kg/m
80HS-1	25.400	15.88	15.75	7.94	36.8	40.5	24.13	4.00	/	85.0	96.5	3.30
100HS-1	31.750	19.05	18.90	9.54	44.2	47.6	30.17	4.80	/	126.0	143.0	4.90
120HS-1	38.100	22.23	25.22	11.11	54.5	58.2	36.20	5.60	/	172.0	194.0	7.10
140HS-1	44.450	25.40	25.22	12.71	58.2	64.5	42.23	6.40	/	223.0	255.0	8.88
160HS-1	50.800	28.58	31.55	14.29	68.9	73.4	48.26	7.20	/	283.0	315.0	11.72
200HS-1	63.500	39.68	37.85	19.85	87.1	94.2	60.33	9.50	/	520.0	598.0	19.16
240HS-1	76.200	47.63	47.35	23.81	111.4	120.1	72.39	12.70	/	802.0	922.0	30.60
80HS-2	25.400	15.88	15.75	7.94	69.1	72.8	24.13	4.00	32.59	172.0	193.0	6.60
100HS-2	31.750	19.05	18.90	9.54	83.2	86.7	30.17	4.80	39.09	255.0	286.0	9.60
120HS-2	38.100	22.23	25.22	11.11	102.9	107.1	36.20	5.60	48.87	344.0	388.0	13.60
140HS-2	44.450	25.40	25.22	12.71	110.1	116.4	42.23	6.40	52.20	443.0	510.0	17.38
160HS-2	50.800	28.58	31.55	14.29	130.5	135.1	48.26	7.20	61.09	563.0	630.0	23.00
200HS-2	63.500	39.68	37.85	19.85	165.4	172.5	60.33	9.50	78.31	1040.0	1200.0	38.11
240HS-2	76.200	47.63	47.35	23.81	212.6	221.3	72.39	12.70	101.22	1600.0	1840.0	60.70
80HS-3	25.400	15.88	15.75	7.94	101.8	105.5	24.13	4.00	32.59	256.0	290.0	9.95
100HS-3	31.750	19.05	18.90	9.54	122.3	125.8	30.17	4.80	39.09	380.0	429.0	14.30
120HS-3	38.100	22.23	25.22	11.11	151.7	155.9	36.20	5.60	48.87	513.0	582.0	20.15
140HS-3	44.450	25.40	25.22	12.71	162.0	168.3	42.23	6.40	52.20	667.0	765.0	25.90
160HS-3	50.800	28.58	31.55	14.29	192.1	196.4	48.26	7.20	61.09	845.0	945.0	34.22
200HS-3	63.500	39.68	37.85	19.85	243.7	250.8	60.33	9.50	78.31	1560.0	1790.0	57.05
240HS-3	76.200	47.63	47.35	23.81	313.8	322.5	72.39	12.70	101.22	2410.0	2770.0	91.20

A系列高疲劳链条 High Fatigue Chains (A Series)

单排、双排、三排 Simplex / Duplex/ Triplex

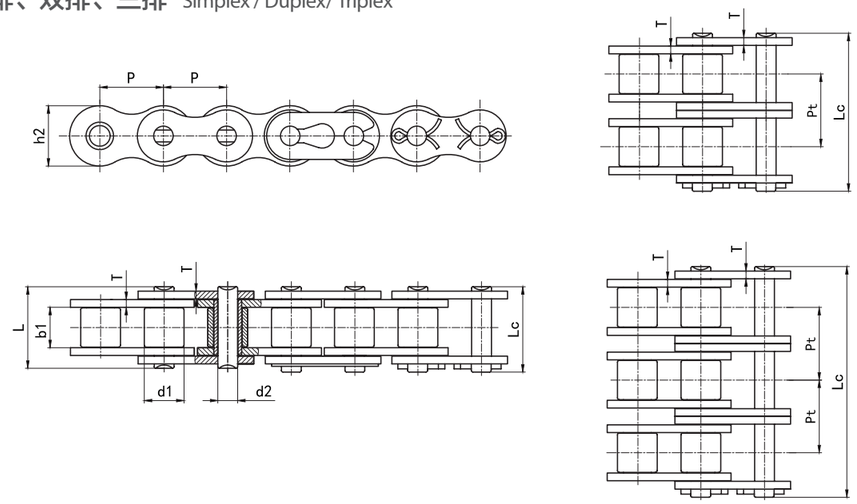

链号 UIB Chain No.	节距 Pitch P mm	滚子直径 Roller diameter d1 max mm	内节内宽 Width between inner plates b1 min mm	销轴直径 Pin diameter d2 max mm	销轴长度 Pin length L max mm	销轴长度 Pin length Lc max mm	内链板高度 Inner plate depth h2 max mm	链板厚度 Plate thickness T max mm	排距 Transverse pitch Pt mm	抗拉强度 Ultimate tensile strength Q min kN	平均抗拉强度 Average tensile strength Q_0 kN	每米重量 Weight per meter q kg/m
40-HDS-1	12.700	7.92	7.85	3.98	16.7	18.3	12.07	1.50	/	17.7	19.1	0.65
50-HDS-1	15.875	10.16	9.40	5.09	20.7	23.8	15.09	2.00	/	28.4	31.4	1.04
60-HDS-1	19.050	11.91	12.57	5.96	26.2	28.3	18.10	2.42	/	38.2	42.0	1.53
80-HDS-1	25.400	15.88	15.75	7.94	32.9	36.4	24.13	3.20	/	71.6	76.0	2.66
100-HDS-1	31.750	19.05	18.90	9.54	40.8	44.1	30.17	4.00	/	100.0	110.5	3.90
120-HDS-1	38.100	22.23	25.22	11.11	50.8	54.7	36.20	4.80	/	145.0	157.0	5.60
140-HDS-1	44.450	25.40	25.22	12.71	54.7	61.0	42.23	5.60	/	183.0	213.2	7.52
160-HDS-1	50.800	28.58	31.55	14.29	65.5	70.0	48.26	6.40	/	249.0	279.0	10.08
200-HDS-1	63.500	39.68	37.85	19.85	80.3	87.7	60.33	8.00	/	420.0	429.0	16.15
240-HDS-1	76.200	47.63	47.35	23.81	95.5	104.3	72.39	9.50	/	676.0	690.0	24.04
40-HDS-2	12.700	7.92	7.85	3.98	31.2	33.3	12.07	1.50	14.38	34.3	36.2	1.15
50-HDS-2	15.875	10.16	9.40	5.09	39.1	40.6	15.09	2.00	18.11	56.9	60.8	2.03
60-HDS-2	19.050	11.91	12.57	5.96	49.1	50.8	18.10	2.42	22.78	79.4	82.0	2.94
80-HDS-2	25.400	15.88	15.75	7.94	62.1	65.5	24.13	3.20	29.29	143.0	150.0	5.45
100-HDS-2	31.750	19.05	18.90	9.54	76.6	80.5	30.17	4.00	35.76	200.0	219.9	7.80
120-HDS-2	38.100	22.23	25.22	11.11	96.3	100.2	36.20	4.80	45.44	290.0	314.8	11.63
140-HDS-2	44.450	25.40	25.22	12.71	103.6	110.1	42.23	5.60	48.87	366.0	427.9	15.21
160-HDS-2	50.800	28.58	31.55	14.29	124.1	128.6	48.26	6.40	58.55	498.0	561.8	20.25
200-HDS-2	63.500	39.68	37.85	19.85	151.9	159.3	60.33	8.00	71.55	840.0	875.0	32.24
240-HDS-2	76.200	47.63	47.35	23.81	183.4	192.1	72.39	9.50	87.83	1352.0	1380.0	47.50
40-HDS-3	12.700	7.92	7.85	3.98	45.5	47.1	12.07	1.50	14.38	50.0	53.3	1.90
50-HDS-3	15.875	10.16	9.40	5.09	56.9	58.3	15.09	2.00	18.11	82.0	86.2	3.09
60-HDS-3	19.050	11.91	12.57	5.96	71.8	73.6	18.10	2.42	22.78	110.0	118.0	4.54
80-HDS-3	25.400	15.88	15.75	7.94	91.8	95.1	24.13	3.20	29.29	202.0	220.0	7.89
100-HDS-3	31.750	19.05	18.90	9.54	112.1	116.7	30.17	4.00	35.76	290.0	310.0	11.80
120-HDS-3	38.100	22.23	25.22	11.11	141.3	145.2	36.20	4.80	45.44	419.0	439.0	17.53
140-HDS-3	44.450	25.40	25.22	12.71	152.0	157.9	42.23	5.60	48.87	559.0	596.0	22.20
160-HDS-3	50.800	28.58	31.55	14.29	181.8	186.3	48.26	6.40	58.55	747.0	782.0	30.12
200-HDS-3	63.500	39.68	37.85	19.85	223.5	230.9	60.33	8.00	71.55	1320.0	1439.0	49.03
240-HDS-3	76.200	47.63	47.35	23.81	271.3	279.9	72.39	9.50	87.83	2028.0	2093.0	71.06

B系列高疲劳链条 High Fatigue Chains (B Series)

■ 单排、双排、三排 Simplex / Duplex/ Triplex

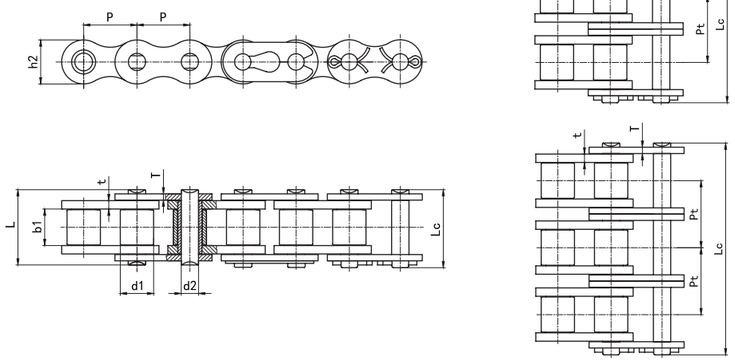

链号 UIB Chain No.	节距 Pitch	滚子直径 Roller diameter	内节内宽 Width between inner plates	销轴直径 Pin diameter	销轴长度 Pin length		内链板高度 Inner plate depth	链板厚度 Plate thickness	排距 Transverse pitch	抗拉强度 Ultimate tensile strength	平均抗拉强度 Average tensile strength	每米重量 Weight per meter
	P	d1 max	b1 min	d2 max	L max	Lc max	h2 max	t/T max	Pt	Q min	Q_0	q
	mm	mm	mm	mm	mm	mm	mm	mm	mm	kN	kN	kg/m
08B-HDS-1	12.700	8.51	7.75	4.45	17.0	19.2	11.81	1.60	/	18.0	19.8	0.75
10B-HDS-1	15.875	10.16	9.65	5.08	19.6	22.3	14.73	1.70	/	24.0	27.5	0.98
12B-HDS-1	19.050	12.07	11.68	5.72	22.6	25.0	16.13	1.85	/	30.0	32.3	1.26
16B-HDS-1	25.400	15.88	17.02	8.28	36.1	39.2	21.08	4.0/3.2	/	65.0	75.0	2.82
20B-HDS-1	31.750	19.05	19.56	10.19	41.4	46.5	26.42	4.5/3.5	/	100.0	109.9	3.94
24B-HDS-1	38.100	25.40	25.40	14.63	53.4	59.9	33.40	6.0/4.8	/	168.0	178.3	7.21
28B-HDS-1	44.450	27.94	30.99	15.90	65.1	71.5	37.08	7.5/6.0	/	210.0	235.0	9.55
32B-HDS-1	50.800	29.21	30.99	17.81	66.8	72.5	42.29	7.0/6.0	/	260.0	272.0	10.25
40B-HDS-1	63.500	39.37	38.10	22.89	82.2	87.5	52.96	8.5/8.0	/	400.0	420.0	16.35
48B-HDS-1	76.200	48.26	45.72	29.24	99.1	108.8	63.88	12.0/10.0	/	600.0	625.0	25.07
56B-HDS-1	88.900	53.98	53.34	34.32	114.6	126.0	77.85	13.5/12.0	/	850.0	940.0	35.90
64B-HDS-1	101.600	63.50	60.96	39.40	130.9	143.4	90.17	15.0/13.0	/	1120.0	1240.0	46.20
72B-HDS-1	114.300	72.39	68.58	44.48	147.4	161.7	103.63	17.0/15.0	/	1400.0	1550.0	61.00
08B-HDS-2	12.700	8.51	7.75	4.45	31.0	32.7	11.81	1.60	13.92	36.0	38.4	1.45
10B-HDS-2	15.875	10.16	9.65	5.08	36.2	38.3	14.73	1.70	16.59	48.0	55.0	1.93
12B-HDS-2	19.050	12.07	11.68	5.72	42.0	44.4	16.13	1.85	19.46	60.0	66.3	2.49
16B-HDS-2	25.400	15.88	17.02	8.28	68.0	71.2	21.08	4.0/3.2	31.88	130.0	150.0	5.41
20B-HDS-2	31.750	19.05	19.56	10.19	77.9	83.0	26.42	4.5/3.5	36.45	200.0	219.0	7.50
24B-HDS-2	38.100	25.40	25.40	14.63	101.8	108.5	33.40	6.0/4.8	48.36	336.0	356.0	14.30
28B-HDS-2	44.450	27.94	30.99	15.90	124.7	130.8	37.08	7.5/6.0	59.56	420.0	470.0	18.00
32B-HDS-2	50.800	29.21	30.99	17.81	125.3	131.2	42.29	7.0/6.0	58.55	520.0	544.0	21.00
40B-HDS-2	63.500	39.37	38.10	22.89	153.7	159.2	52.96	8.5/8.0	72.29	800.0	840.0	32.00
48B-HDS-2	76.200	48.26	45.72	29.24	190.4	200.0	63.88	12.0/10.0	91.21	1200.0	1240.0	48.68
56B-HDS-2	88.900	53.98	53.34	34.32	221.2	232.5	77.85	13.5/12.0	106.60	1600.0	1760.0	71.50
64B-HDS-2	101.600	63.50	60.96	39.40	250.8	263.3	90.17	15.0/13.0	119.89	2100.0	2200.0	91.50
72B-HDS-2	114.300	72.39	68.58	44.48	283.7	298.0	103.63	17.0/15.0	136.27	2700.0	2750.0	120.60
08B-HDS-3	12.700	8.51	7.75	4.45	44.9	47.5	11.81	1.60	13.92	54.0	59.4	2.15
10B-HDS-3	15.875	10.16	9.65	5.08	52.8	55.0	14.73	1.70	16.59	72.0	82.5	2.89
12B-HDS-3	19.050	12.07	11.68	5.72	61.6	63.7	16.13	1.85	19.46	90.0	101.5	3.70
16B-HDS-3	25.400	15.88	17.02	8.28	99.7	102.8	21.08	4.0/3.2	31.88	195.0	215.0	8.13
20B-HDS-3	31.750	19.05	19.56	10.19	114.3	119.4	26.42	4.5/3.5	36.45	300.0	320.0	11.50
24B-HDS-3	38.100	25.40	25.40	14.63	149.8	156.0	33.40	6.0/4.8	48.36	504.0	520.0	21.10
28B-HDS-3	44.450	27.94	30.99	15.90	184.3	190.3	37.08	7.5/6.0	59.56	630.0	700.0	27.30
32B-HDS-3	50.800	29.21	30.99	17.81	183.6	189.3	42.29	7.0/6.0	58.55	780.0	810.0	31.56
40B-HDS-3	63.500	39.37	38.10	22.89	225.6	231.2	52.96	8.5/8.0	72.29	1200.0	1260.0	48.10
48B-HDS-3	76.200	48.26	45.72	29.24	281.6	291.2	63.88	12.0/10.0	91.21	1800.0	1860.0	75.20
56B-HDS-3	88.900	53.98	53.34	34.32	327.8	339.1	77.85	13.5/12.0	106.60	2310.0	2464.0	107.40
64B-HDS-3	101.600	63.50	60.96	39.40	370.7	383.2	90.17	15.0/13.0	119.89	3050.0	3300.0	136.30
72B-HDS-3	114.300	72.39	68.58	44.48	420.0	434.3	103.63	17.0/15.0	136.27	3930.0	4125.0	180.30

A系列自润滑链条 Sintered Bushing Chains (A Series)

■ 单排、双排 Simplex / Duplex

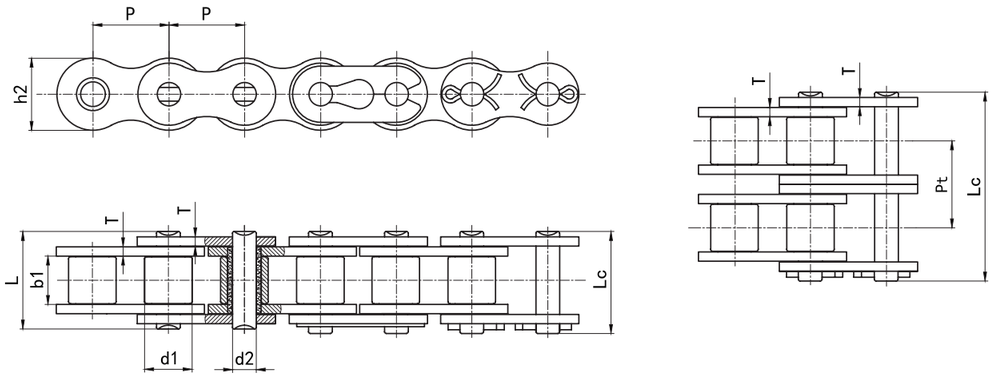

链号 UIB Chain No.	节距 Pitch	滚子直径 Roller diameter	内节内宽 Width between inner plates	销轴直径 Pin diameter	销轴长度 Pin length		内链板高度 Inner plate depth	链板厚度 Plate thickness	排距 Transverse pitch	抗拉强度 Ultimate tensile strength	每米重量 Weight per meter
	P	d1 max	b1 min	d2 max	L max	Lc max	h2 max	T max	Pt	Q min	q
	mm	mm	mm	mm	mm	mm	mm	mm	mm	kN	kg/m
40-SL-1	12.700	7.92	7.85	3.98	16.7	18.3	12.07	1.50	/	14.1	0.60
50-SL-1	15.875	10.16	9.40	5.09	20.7	23.8	15.09	2.00	/	22.0	1.00
60-SL-1	19.050	11.91	12.57	5.96	26.2	28.3	18.10	2.42	/	34.2	1.46
80-SL-1	25.400	15.88	15.75	7.94	32.9	36.4	24.13	3.10	/	56.7	2.55
100-SL-1	31.750	19.05	18.90	9.54	40.8	44.1	30.17	4.00	/	88.5	3.82
120-SL-1	38.100	22.23	25.22	11.11	50.8	54.7	36.20	4.80	/	125.0	5.60
140-SL-1	44.450	25.40	25.22	12.71	54.7	61.0	42.23	5.60	/	170.0	7.52
160-SL-1	50.800	28.58	31.55	14.29	65.5	70.0	48.26	6.40	/	223.0	10.08
40-SL-2	12.700	7.92	7.85	3.98	31.2	33.3	12.07	1.50	14.38	28.2	1.12
50-SL-2	15.875	10.16	9.40	5.09	39.1	40.6	15.09	2.00	18.11	44.0	1.96
60-SL-2	19.050	11.91	12.57	5.96	49.1	50.8	18.10	2.42	22.78	68.4	2.89
80-SL-2	25.400	15.88	15.75	7.94	62.1	65.5	24.13	3.10	29.29	113.4	5.39
100-SL-2	31.750	19.05	18.90	9.54	76.6	80.5	30.17	4.00	35.76	177.0	7.72
120-SL-2	38.100	22.23	25.22	11.11	96.3	100.2	36.20	4.80	45.44	250.0	11.63
140-SL-2	44.450	25.40	25.22	12.71	103.6	110.1	42.23	5.60	48.87	340.0	15.21
160-SL-2	50.800	28.58	31.55	14.29	124.1	128.6	48.26	6.40	58.55	446.0	20.25
40-SL-3	12.700	7.92	7.85	3.98	45.5	47.1	12.07	1.50	14.38	41.7	1.90
50-SL-3	15.875	10.16	9.40	5.09	56.9	58.3	15.09	2.00	18.11	65.4	3.09
60-SL-3	19.050	11.91	12.57	5.96	71.8	73.6	18.10	2.42	22.78	93.9	4.54
80-SL-3	25.400	15.88	15.75	7.94	91.8	95.1	24.13	3.20	29.29	166.8	7.89
100-SL-3	31.750	19.05	18.90	9.54	112.1	116.7	30.17	4.00	35.76	261.0	11.80
120-SL-3	38.100	22.23	25.22	11.11	141.3	145.2	36.20	4.80	45.44	375.0	17.53
140-SL-3	44.450	25.40	25.22	12.71	152.0	157.9	42.23	5.60	48.87	510.0	22.20
160-SL-3	50.800	28.58	31.55	14.29	181.8	186.3	48.26	6.40	58.55	669.0	30.12

B系列自润滑链条 Sintered Bushing Chains (B Series)

单排、双排 Simplex / Duplex

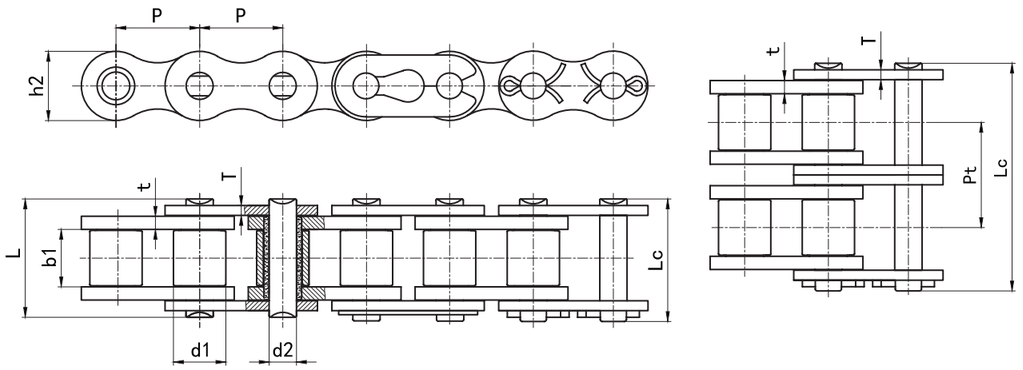

链号 UIB Chain No.	节距 Pitch	滚子直径 Roller diameter	内节内宽 Width between inner plates	销轴直径 Pin diameter	销轴长度 Pin length		内链板高度 Inner plate depth	链板厚度 Plate thickness	排距 Transverse pitch	抗拉强度 Ultimate tensile strength	每米重量 Weight per meter
	P	d1 max	b1 min	d2 max	L max	Lc max	h2 max	t/T max	Pt	Q min	q
	mm	mm	mm	mm	mm	mm	mm	mm	mm	kN	kg/m
08B-SL-1	12.700	8.51	7.75	4.45	17.0	19.2	11.81	1.60	/	18.0	0.69
10B-SL-1	15.875	10.16	9.65	5.08	19.6	22.3	14.73	1.70	/	22.4	0.90
12B-SL-1	19.050	12.07	11.68	5.72	22.6	25.0	16.13	1.85	/	29.0	1.10
16B-SL-1	25.400	15.88	17.02	8.28	36.1	39.2	21.08	4.0/3.0	/	60.0	2.67
20B-SL-1	31.750	19.05	19.56	10.19	41.4	46.5	26.42	4.5/3.5	/	95.0	3.67
24B-SL-1	38.100	25.40	25.40	14.63	53.4	59.9	33.40	6.0/4.8	/	160.0	7.02
28B-SL-1	44.450	27.94	30.99	15.90	65.1	71.5	37.08	7.5/6.0	/	200.0	8.40
32B-SL-1	50.800	29.21	30.99	17.81	66.8	72.5	42.29	7.0/6.0	/	250.0	10.15
08B-SL-2	12.700	8.51	7.75	4.45	31.0	32.7	11.81	1.60	13.92	32.0	1.30
10B-SL-2	15.875	10.16	9.65	5.08	36.2	38.3	14.73	1.70	16.59	44.5	1.82
12B-SL-2	19.050	12.07	11.68	5.72	42.0	44.4	16.13	1.85	19.46	57.8	2.28
16B-SL-2	25.400	15.88	17.02	8.28	68.0	71.2	21.08	4.0/3.0	31.88	106.0	5.36
20B-SL-2	31.750	19.05	19.56	10.19	77.9	83.0	26.42	4.5/3.5	36.45	170.0	7.16
24B-SL-2	38.100	25.40	25.40	14.63	101.8	108.5	33.40	6.0/4.8	48.36	280.0	13.32
28B-SL-2	44.450	27.94	30.99	15.90	124.7	130.8	37.08	7.5/6.0	59.56	360.0	16.50
32B-SL-2	50.800	29.21	30.99	17.81	125.3	131.2	42.29	7.0/6.0	58.55	450.0	20.90
08B-SL-3	12.700	8.51	7.75	4.45	44.9	47.5	11.81	1.60	13.92	54.0	2.15
10B-SL-3	15.875	10.16	9.65	5.08	52.8	55.0	14.73	1.70	16.59	72.0	2.89
12B-SL-3	19.050	12.07	11.68	5.72	61.6	63.7	16.13	1.85	19.46	90.0	3.70
16B-SL-3	25.400	15.88	17.02	8.28	99.7	102.8	21.08	4.0/3.2	31.88	195.0	8.13
20B-SL-3	31.750	19.05	19.56	10.19	114.3	119.4	26.42	4.5/3.5	36.45	300.0	11.50
24B-SL-3	38.100	25.40	25.40	14.63	149.8	156.0	33.40	6.0/4.8	48.36	504.0	21.10
28B-SL-3	44.450	27.94	30.99	15.90	184.3	190.3	37.08	7.5/6.0	59.56	630.0	27.30
32B-SL-3	50.800	29.21	30.99	17.81	183.6	189.3	42.29	7.0/6.0	58.55	780.0	31.56

O型密封圈链条 O-Ring Chains

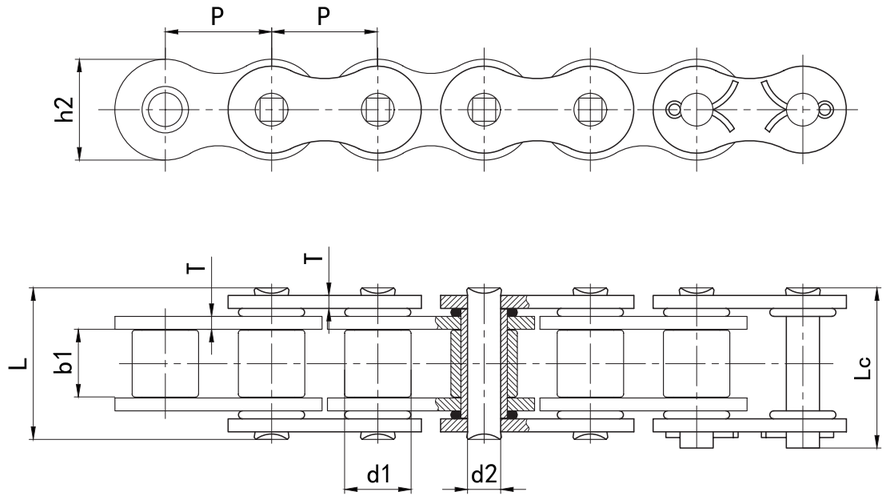

链号 UIB Chain No.	节距 Pitch	滚子直径 Roller diameter	内节内宽 Width between inner plates	销轴直径 Pin diameter	销轴长度 Pin length		内链板高度 Inner plate depth	链板厚度 Plate thickness	抗拉强度 Ultimate tensile strength	平均抗拉强度 Average tensile strength	每米重量 Weight per meter
	P	d1 max	b1 min	d2 max	L max	Lc max	h2 max	T max	Q min	Q_0	q
	mm	mm	mm	mm	mm	mm	mm	mm	kN	kN	kg/m
40-RO	12.700	7.92	7.85	3.98	18.3	19.6	12.07	1.50	14.1	17.9	0.67
50-RO	15.875	10.16	9.40	5.09	23.1	24.8	15.09	2.00	22.2	29.3	1.19
60-RO	19.050	11.91	12.57	5.96	28.5	30.4	18.10	2.42	31.8	42.0	1.62
80-RO	25.400	15.88	15.75	7.94	35.6	37.3	24.13	3.20	56.7	72.3	2.70
100-RO	31.750	19.05	18.90	9.54	43.3	47.0	30.17	4.00	88.5	110.5	3.94
120-RO	38.100	22.23	25.22	11.11	54.0	57.5	36.20	4.80	127.0	157.0	6.30

表面涂层链条 Surface Coating Chains

镀锌链条 Zinc-Plated Chains

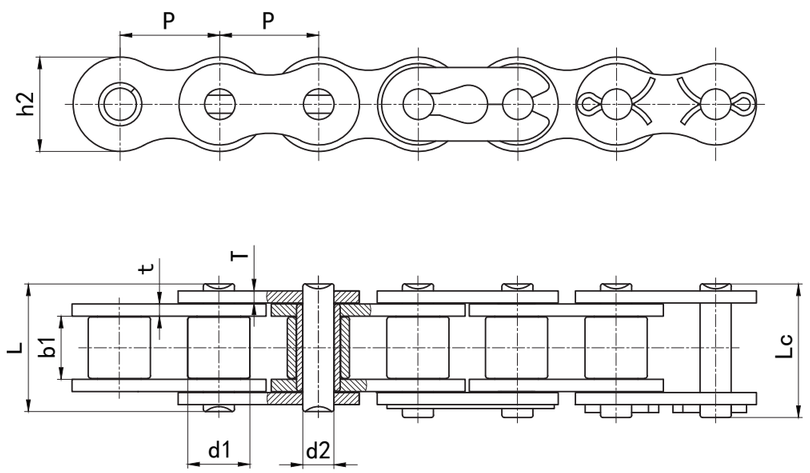

链号 UIB Chain No.	节距 Pitch	滚子直径 Roller diameter	内节内宽 Width between inner plates	销轴直径 Pin diameter	销轴长度 Pin length		内链板高度 Inner plate depth	链板厚度 Plate thickness	抗拉强度 Ultimate tensile strength	每米重量 Weight per meter
	P	d1 max	b1 min	d2 max	L max	Lc max	h2 max	t/T max	Q min	q
	mm	mm	mm	mm	mm	mm	mm	mm	kN	kg/m
41-ZP-1	12.700	7.77	6.25	3.60	13.7	15.5	9.91	1.20	6.7	0.40
40-ZP-1	12.700	7.92	7.85	3.98	16.7	18.3	12.07	1.50	14.1	0.65
50-ZP-1	15.875	10.16	9.40	5.09	20.7	23.8	15.09	2.00	22.2	1.03
60-ZP-1	19.050	11.91	12.57	5.96	26.2	28.3	18.10	2.42	31.5	1.51
80-ZP-1	25.400	15.88	15.75	7.94	32.9	36.4	24.13	3.10	56.7	2.61
100-ZP-1	31.750	19.05	18.90	9.54	40.8	44.1	30.17	4.00	88.5	3.90
120-ZP-1	38.100	22.23	25.22	11.11	50.8	54.7	36.20	4.80	127.0	5.60
140-ZP-1	44.450	25.40	25.22	12.71	54.7	61.0	42.23	5.60	173.0	7.52
160-ZP-1	50.800	28.58	31.55	14.29	65.5	70.0	48.26	6.40	227.0	10.08
08B-ZP-1	12.700	8.51	7.75	4.45	17.0	19.2	11.81	1.60	18.0	0.71
10B-ZP-1	15.875	10.16	9.65	5.08	19.6	22.3	14.73	1.70	22.4	0.93
12B-ZP-1	19.050	12.07	11.68	5.72	22.6	25.0	16.13	1.85	29.1	1.13
16B-ZP-1	25.400	15.88	17.02	8.28	36.1	39.2	21.08	4.0/3.0	60.0	2.72
20B-ZP-1	31.750	19.05	19.56	10.19	41.4	46.5	26.42	4.5/3.5	95.0	3.72
24B-ZP-1	38.100	25.40	25.40	14.63	53.4	59.9	33.40	6.0/4.8	160.0	7.10
28B-ZP-1	44.450	27.94	30.99	15.90	65.1	71.5	37.08	7.5/6.0	200.0	8.50
32B-ZP-1	50.800	29.21	30.99	17.81	66.8	72.5	42.29	7.0/6.0	250.0	10.25

镀镍链条 Nickel-Plated Chains

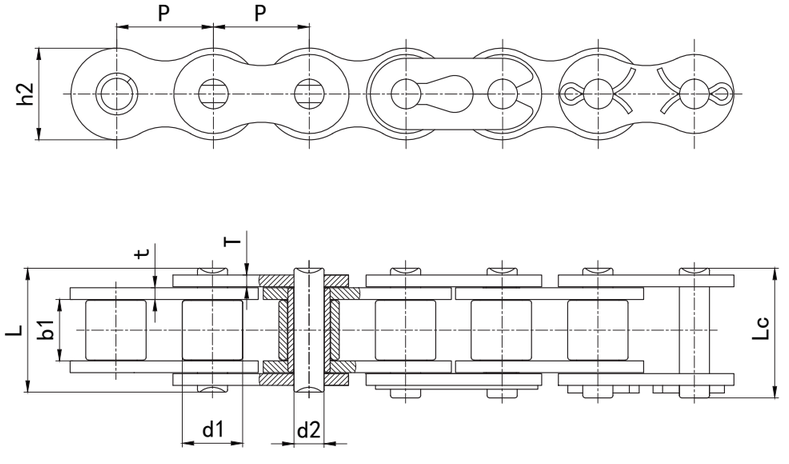

链号 UIB Chain No.	节距 Pitch	滚子直径 Roller diameter	内节内宽 Width between inner plates	销轴直径 Pin diameter	销轴长度 Pin length		内链板高度 Inner plate depth	链板厚度 Plate thickness	抗拉强度 Ultimate tensile strength	每米重量 Weight per meter
	P	d1 max	b1 min	d2 max	L max	Lc max	h2 max	t/T max	Q min	q
	mm	mm	mm	mm	mm	mm	mm	mm	kN	kg/m
41-NP-1	12.700	7.77	6.25	3.60	13.7	15.5	9.91	1.20	6.7	0.40
40-NP-1	12.700	7.92	7.85	3.98	16.7	18.3	12.07	1.50	14.1	0.65
50-NP-1	15.875	10.16	9.40	5.09	20.7	23.8	15.09	2.00	22.2	1.03
60-NP-1	19.050	11.91	12.57	5.96	26.2	28.3	18.10	2.42	31.5	1.51
80-NP-1	25.400	15.88	15.75	7.94	32.9	36.4	24.13	3.10	56.7	2.61
100-NP-1	31.750	19.05	18.90	9.54	40.8	44.1	30.17	4.00	88.5	3.90
120-NP-1	38.100	22.23	25.22	11.11	50.8	54.7	36.20	4.80	127.0	5.60
140-NP-1	44.450	25.40	25.22	12.71	54.7	61.0	42.23	5.60	173.0	7.52
160-NP-1	50.800	28.58	31.55	14.29	65.5	70.0	48.26	6.40	227.0	10.08
08B-NP-1	12.700	8.51	7.75	4.45	17.0	19.2	11.81	1.60	18.0	0.71
10B-NP-1	15.875	10.16	9.65	5.08	19.6	22.3	14.73	1.70	22.4	0.93
12B-NP-1	19.050	12.07	11.68	5.72	22.6	25.0	16.13	1.85	29.1	1.13
16B-NP-1	25.400	15.88	17.02	8.28	36.1	39.2	21.08	4.0/3.0	60.0	2.72
20B-NP-1	31.750	19.05	19.56	10.19	41.4	46.5	26.42	4.5/3.5	95.0	3.72
24B-NP-1	38.100	25.40	25.40	14.63	53.4	59.9	33.40	6.0/4.8	160.0	7.10
28B-NP-1	44.450	27.94	30.99	15.90	65.1	71.5	37.08	7.5/6.0	200.0	8.50
32B-NP-1	50.800	29.21	30.99	17.81	66.8	72.5	42.29	7.0/6.0	250.0	10.25

表面涂层链条 Surface Coating Chains

镀达克罗链条 Dacromet Chain

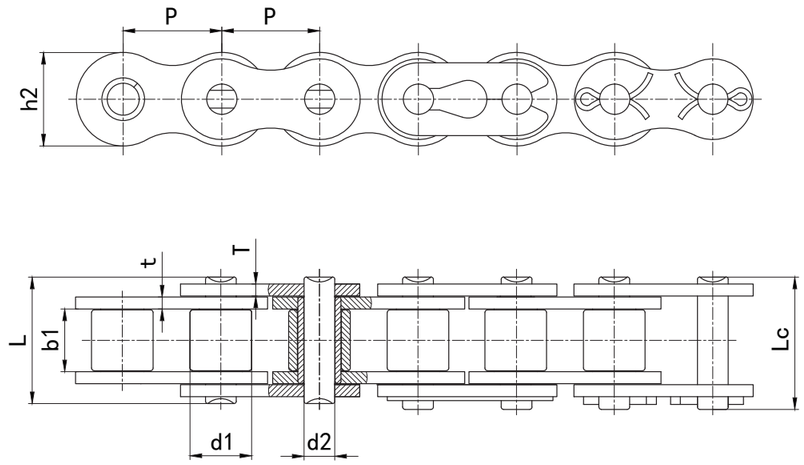

链号 UIB Chain No.	节距 Pitch P mm	滚子直径 Roller diameter d1 max mm	内节内宽 Width between inner plates b1 min mm	销轴直径 Pin diameter d2 max mm	销轴长度 Pin length L max mm	销轴长度 Pin length Lc max mm	内链板高度 Inner plate depth h2 max mm	链板厚度 Plate thickness t/T max mm	抗拉强度 Ultimate tensile strength Q min kN	每米重量 Weight per meter q kg/m
41-DR-1	12.700	7.77	6.25	3.60	13.7	15.5	9.91	1.20	6.7	0.40
40-DR-1	12.700	7.92	7.85	3.98	16.7	18.3	12.07	1.50	14.1	0.65
50-DR-1	15.875	10.16	9.40	5.09	20.7	23.8	15.09	2.00	22.2	1.03
60-DR-1	19.050	11.91	12.57	5.96	26.2	28.3	18.10	2.42	31.5	1.51
80-DR-1	25.400	15.88	15.75	7.94	32.9	36.4	24.13	3.10	56.7	2.61
100-DR-1	31.750	19.05	18.90	9.54	40.8	44.1	30.17	4.00	88.5	3.90
120-DR-1	38.100	22.23	25.22	11.11	50.8	54.7	36.20	4.80	127.0	5.60
140-DR-1	44.450	25.40	25.22	12.71	54.7	61.0	42.23	5.60	173.0	7.52
160-DR-1	50.800	28.58	31.55	14.29	65.5	70.0	48.26	6.40	227.0	10.08
08B-DR-1	12.700	8.51	7.75	4.45	17.0	19.2	11.81	1.60	18.0	0.71
10B-DR-1	15.875	10.16	9.65	5.08	19.6	22.3	14.73	1.70	22.4	0.93
12B-DR-1	19.050	12.07	11.68	5.72	22.6	25.0	16.13	1.85	29.1	1.13
16B-DR-1	25.400	15.88	17.02	8.28	36.1	39.2	21.08	4.0/3.0	60.0	2.72
20B-DR-1	31.750	19.05	19.56	10.19	41.4	46.5	26.42	4.5/3.5	95.0	3.72
24B-DR-1	38.100	25.40	25.40	14.63	53.4	59.9	33.40	6.0/4.8	160.0	7.10
28B-DR-1	44.450	27.94	30.99	15.90	65.1	71.5	37.08	7.5/6.0	200.0	8.50
32B-DR-1	50.800	29.21	30.99	17.81	66.8	72.5	42.29	7.0/6.0	250.0	10.25

不锈钢链条 Stainless Steel Chains

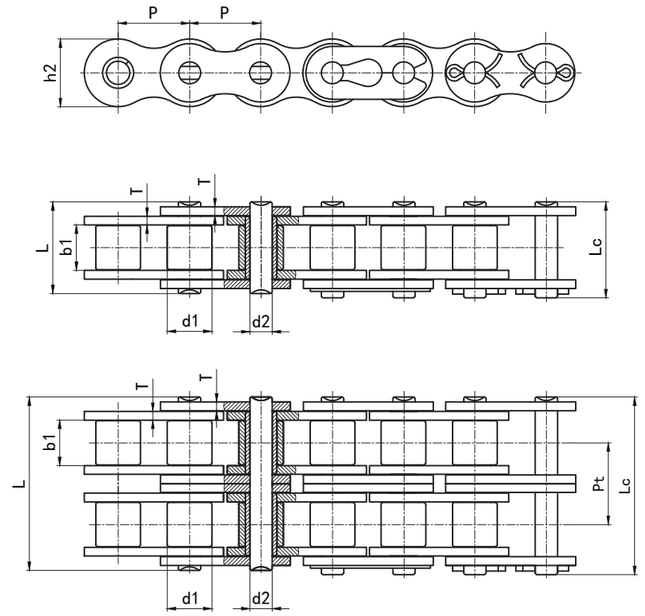

链号 UIB Chain No.	节距 Pitch P mm	滚子直径 Roller diameter d1 max mm	内节内宽 Width between inner plates b1 min mm	销轴直径 Pin diameter d2 max mm	销轴长度 Pin length L max mm	销轴长度 Pin length Lc max mm	内链板高度 Inner plate depth h2 max mm	链板厚度 Plate thickness T max mm	排距 Transverse pitch Pt mm	抗拉强度 Ultimate tensile strength Q min kN	每米重量 Weight per meter q kg/m
40-SS-1	12.700	7.92	7.85	3.98	16.7	18.3	12.00	1.50	/	9.6	0.62
50-SS-1	15.875	10.16	9.40	5.09	20.7	22.3	15.09	2.00	/	15.2	1.02
60-SS-1	19.050	11.91	12.57	5.96	26.2	28.3	18.10	2.42	/	21.7	1.50
80-SS-1	25.400	15.88	15.75	7.94	32.9	36.4	24.13	3.15	/	38.9	2.60
100-SS-1	31.750	19.05	18.90	9.54	40.8	44.1	30.17	4.00	/	60.0	3.90
120-SS-1	38.100	22.23	25.22	11.11	50.8	54.7	36.20	4.80	/	72.5	5.60
140-SS-1	44.450	25.40	25.22	12.71	54.7	61.0	42.23	5.60	/	94.0	7.50
160-SS-1	50.800	28.58	31.55	14.29	65.5	70.0	48.26	6.40	/	118.0	10.08
40-SS-2	12.700	7.92	7.85	3.98	31.2	33.3	12.00	1.50	14.38	16.7	1.12
50-SS-2	15.875	10.16	9.40	5.09	39.1	40.6	15.09	2.00	18.11	26.2	2.00
60-SS-2	19.050	11.91	12.57	5.96	49.1	50.8	18.10	2.42	22.78	37.7	2.92
80-SS-2	25.400	15.88	15.75	7.94	62.1	65.5	24.13	3.15	29.29	66.7	5.35
100-SS-2	31.750	19.05	18.90	9.54	76.6	80.5	30.17	4.00	35.76	123.9	7.80
120-SS-2	38.100	22.23	25.22	11.11	96.3	100.2	36.20	4.80	45.44	145.0	11.70
140-SS-2	44.450	25.40	25.22	12.71	103.6	110.1	42.23	5.60	48.87	188.0	15.14
160-SS-2	50.800	28.58	31.55	14.29	124.1	128.6	48.26	6.40	58.55	236.0	20.14

不锈钢链条 Stainless Steel Chains

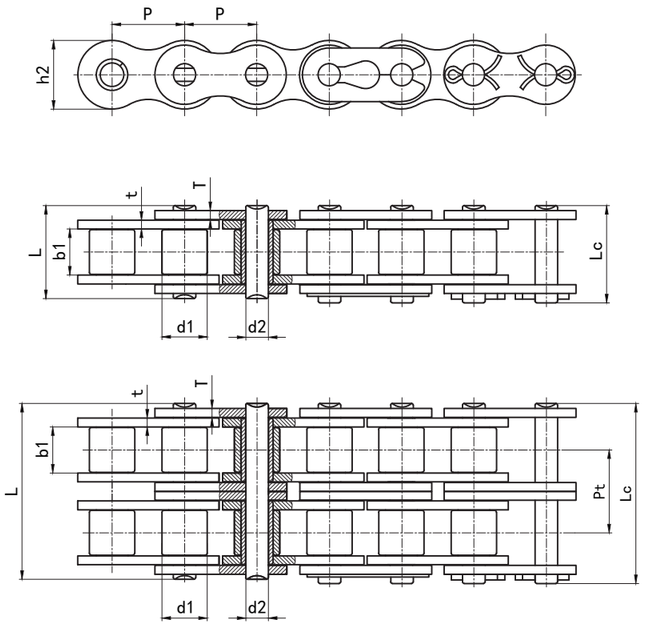

链号 UIB Chain No.	节距 Pitch P mm	滚子直径 Roller diameter d1 max mm	内节内宽 Width between inner plates b1 min mm	销轴直径 Pin diameter d2 max mm	销轴长度 Pin length L max mm	销轴长度 Pin length Lc max mm	内链板高度 Inner plate depth h2 max mm	链板厚度 Plate thickness t/T max mm	排距 Transverse pitch Pt mm	抗拉强度 Ultimate tensile strength Q min kN	每米重量 Weight per meter q kg/m
08B-SS-1	12.700	8.51	7.75	4.45	17.0	19.2	11.80	1.60	/	10.7	0.69
10B-SS-1	15.875	10.16	9.65	5.08	19.6	22.3	14.73	1.70	/	14.5	0.93
12B-SS-1	19.050	12.07	11.68	5.72	22.6	25.0	16.13	1.85	/	17.3	1.13
16B-SS-1	25.400	15.88	17.02	8.28	36.1	39.2	21.08	4.0/3.15	/	40.0	2.71
20B-SS-1	31.750	19.05	19.56	10.19	41.4	46.5	26.70	4.5/3.5	/	59.0	3.70
24B-SS-1	38.100	25.40	25.40	14.63	53.4	59.9	33.40	6.0/4.8	/	104.0	7.10
28B-SS-1	44.450	27.94	30.99	15.90	65.1	71.5	37.08	7.5/6.0	/	130.0	8.50
32B-SS-1	50.800	29.21	30.99	17.81	66.8	72.5	42.29	7.0/6.0	/	150.0	10.25
08B-SS-2	12.700	8.51	7.75	4.45	31.0	32.7	11.80	1.60	13.92	18.7	1.32
10B-SS-2	15.875	10.16	9.65	5.08	36.2	38.3	14.73	1.70	16.59	26.7	1.84
12B-SS-2	19.050	12.07	11.68	5.72	42.0	44.4	16.13	1.85	19.46	34.7	2.31
16B-SS-2	25.400	15.88	17.02	8.28	68.0	71.2	21.08	4.0/3.15	31.88	63.6	5.42
20B-SS-2	31.750	19.05	19.56	10.19	77.9	83.0	26.70	4.5/3.5	36.45	121.0	7.20
24B-SS-2	38.100	25.40	25.40	14.63	101.8	108.5	33.40	6.0/4.8	48.36	210.0	13.40
28B-SS-2	44.450	27.94	30.99	15.90	124.7	130.8	37.08	7.5/6.0	59.56	260.0	16.60
32B-SS-2	50.800	29.21	30.99	17.81	125.3	131.2	42.29	7.0/6.0	58.55	310.0	21.00

侧弯链条 Side Bow Chains

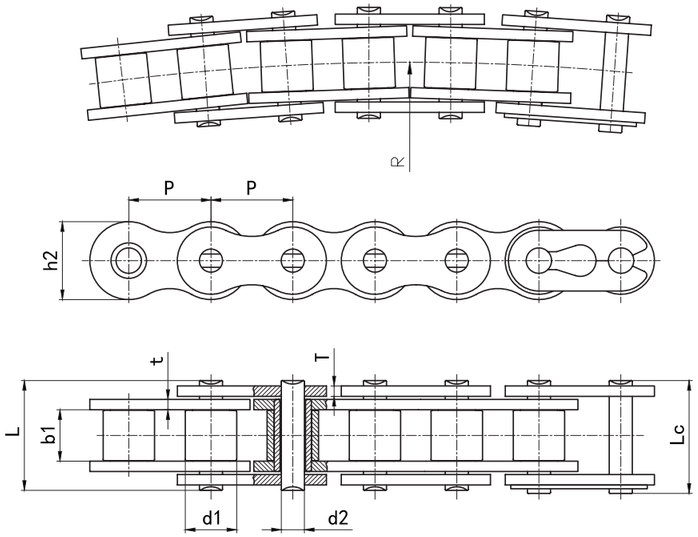

链号 UIB Chain No.	节距 Pitch P mm	滚子直径 Roller diameter d1 max mm	内节内宽 Width between inner plates b1 min mm	销轴直径 Pin diameter d2 max mm	销轴长度 Pin length L max mm	销轴长度 Pin length Lc max mm	内链板高度 Inner plate depth h2 max mm	链板厚度 Plate thickness t/T max mm	侧弯半径 Side bow radius R min mm	抗拉强度 Ultimate Tensile Strength Q min kN	平均抗拉强度 Average Tensile Strength Q_0 kN	每米重量 Weight per meter q kg/m
40SB	12.700	7.92	7.85	3.96	16.9	18.1	11.70	1.50	350.0	13.8	15.2	0.80
50SB	15.875	10.16	9.40	4.37	20.7	22.7	14.90	2.00	400.0	20.6	22.7	1.09
60SB	19.050	11.91	12.57	5.34	26.6	28.4	18.00	2.42	500.0	29.0	31.0	1.54
80SB	25.400	15.88	15.75	7.19	34.0	37.3	24.00	3.20	711.0	40.9	42.0	2.60
08BSB	12.700	8.51	7.75	3.97	17.4	18.7	11.80	1.60	400.0	14.0	15.4	0.70
10BSB	15.875	10.16	9.65	4.50	20.1	21.5	14.70	1.70	400.0	15.6	17.2	0.93
12BSB	19.050	12.07	11.68	5.12	23.1	24.8	16.00	1.85	500.0	20.5	22.6	1.16
16BSB	25.400	15.88	17.02	7.90	36.5	39.7	21.00	3.7/3.0	500.0	55.6	64.0	2.53

链轮图片 Sprocket Picture



















高效的生产技术

青岛拥有高精度加工中心、程控上拉式内拉床、数控车床、数控双工位淬火机床、网带式连续热处理炉、高精度线切割机、坐标磨床、喷丸机、自动喷涂生产线、超生波自动消洗热浸油线等世界领先的生产制造设备，形成专业化大规模高品质稳定的生产方式。拥有金相、化验、疲劳、硬度、投影等常规检测仪器和耐磨试验等性能测试设备，使每件链轮都经过严格的质量检测，确保销售的每件链轮都具有可靠的优异质量。

Efficient Production Technology

Qingdao UIB possesses advanced manufacture equipments such as high precision machining center, hold-in program control broacher, numerical control machine, numerical control double quench machining tool, continuous mesh belt heat machines, high accurate cutter, coordinate grinding machine, shot peening machine, automatic spraying line, supersonic wave cleaning machine to develop large scale, high quality , professional and stable process. inspection instruments such as metallographic test machine, chemical analysis machine, fatigue test machine, projection and wearing test machine to make sure each sprocket we sold have reliable quality.

链轮加工过程与优势 Sprocket Machine Process And Advantages

■ 数控车加工
NC Machining

采用进口数控车床一次装夹完成内孔，端面，端面圆弧加工，跳动和粗糙度达到精密齿轮的精度。

Use imported CNC lathe to complete the processing of clamping hole,end of the face,end arc by clamping one time.Runout and roughness can reach accuracy of precision gear.

■ 毛坯加工
Blank Processing

45# 优质碳素结构钢，锻造成型，材料流线完整，链轮寿命与机加工相比提高 15%。

Use high quality 45# carbon structural steel to form by forging.Stream line is complete, sprocket's life improved 15% than machining.

■ 设计优化
Optimization design

结合链条实际生产精度进行链轮齿形优化设计，和链条配合使用，传动更平稳，噪音更小。配合使用可整体提高链条链轮使用寿命 50%。

Combine with the actual production precision of the chain,to optimizate the design of sprocket gear shape,using with UIB chains cooperatively can make the transmit more stable and silent.Use with UIB chains can improve 50% service life of chains and sprockets.

■ 滚齿加工
Hobbing Machining

采用高精度滚齿机进行滚削加工，节距准确，齿形一致，跳动小，啮合准确，不易跳链。

Use high precision gear hobbing machine for gear hobbing can ensure accurate pitch,same tooth form,low runout,mesh correctly.



■ 高频淬火加工
High-frequency Quenching Process

采用数控双工位淬火机床，采用独特的冷却喷淋技术对齿部进行高频淬火处理，淬硬层深度 1–2mm，整个齿部硬度达到 HRC42–47，淬硬层均匀，没有软点，避免局部过渡磨损。

Use CNC double-position quenching lathe and use unique cooling spray technoloay for tooth quenching,hardening layer is 1-2mm,tooth hardness are HRC 42-47,without soft spots,invoid parts bad wearing.

■ 安装孔钻孔加工
Drilling Mounting Holes

■ 表面处理
Surface Treatment

采用三元次表面强化处理技术，消除加工过程的应力并在表面产生压应力，提高耐磨性 20%。

Use ternary surface strengthening treatment technology,delete the stess and generate presure stress,improve wearing resistance by 20%.

键槽和螺纹 Keyway And Thread

完成孔链轮 Finished Hole Sprocket

螺纹安装孔可选择 90° 和 120°加工。

完成孔链轮齿部均作了硬化处理，这使得链轮有更长的寿命。

完成孔链轮包括完成孔、键槽、和两个螺纹，可以立即用于安装。

Tapped hole angel can be 90° or 120°.

Complete the hole sprocket tooth has been hardened treatment,that will increase the useful life.

Complete the hole sprocket including the complete hole,keyway and two thread,can be assembled immediately.

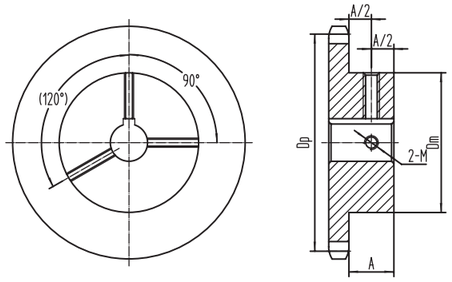

内孔 Dk(H7) Hole DK(H7)	键槽宽 B(H9) Keyway Width B(H9)	键高 T Surface Depth T	螺纹 M Thread M
10	4.0	D+1.8 (+0.1/0)	M3
11	4.0	D+1.8 (+0.1/0)	M3
12	4.0	D+1.8 (+0.1/0)	M3
14	5.0	D+2.3 (+0.1/0)	M4
16	5.0	D+2.3 (+0.1/0)	M4
18	6.0	D+2.8 (+0.1/0)	M5
19	6.0	D+2.8 (+0.1/0)	M5
20	6.0	D+2.8 (+0.1/0)	M5
22	6.0	D+2.8 (+0.1/0)	M5
24	8.0	D+3.3 (+0.2/0)	M6
25	8.0	D+3.3 (+0.2/0)	M6
28	8.0	D+3.3 (+0.2/0)	M6
30	8.0	D+3.3 (+0.2/0)	M6
32	10.0	D+3.3 (+0.2/0)	M8
35	10.0	D+3.3 (+0.2/0)	M8
38	10.0	D+3.3 (+0.2/0)	M8
40	12.0	D+3.3 (+0.2/0)	M10
42	12.0	D+3.3 (+0.2/0)	M10
45	14.0	D+3.8 (+0.2/0)	M12
48	14.0	D+3.8 (+0.2/0)	M12
50	14.0	D+3.8 (+0.2/0)	M12
60	18.0	D+4.4 (+0.2/0)	M12
65	18.0	D+4.4 (+0.2/0)	M12
70	20.0	D+4.9 (+0.2/0)	M12

A系列滚子链轮 Sprocket For Roller Chain-A Series

单排链轮 ISO/R 04C ANSI 25 Sprockets for Roller Chains-Simplex

配套链条尺寸 Chain Size

节距 Pitch	0.250"
滚子直径 Roller	0.130"
内节内宽 Internal width	0.125"

链轮尺寸 Sprocket Size

齿端圆弧R3 Tooth radius	0.267"
圆弧深度C Radius width	0.040"
齿宽B1 Tooth width	0.110"

A 型

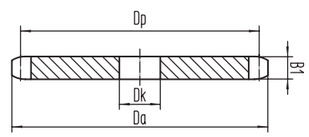

B 型

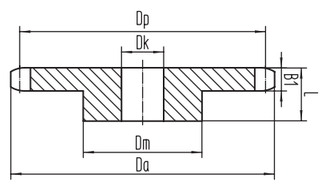

齿数 tooth number	节圆径 Pitch diameter	齿顶圆 addendum circle	A 型 孔径 bore diameter	B 型 凸台 boss	B 型 孔径 bore diameter	B 型 总厚度 aggregate thickness
Z	Dp	Da	Dk	dm	Dk	L
9	0.74	0.840		0.438	0.250	0.500
10	0.81	0.920		0.500	0.250	0.500
11	0.888	1.000		0.563	0.250	0.500
12	0.966	1.080		0.625	0.250	0.500
13	1.045	1.160		0.719	0.250	0.500
14	1.124	1.250		0.813	0.250	0.500
15	1.203	1.330		0.891	0.250	0.500
16	1.282	1.410		0.969	0.250	0.500
17	1.361	1.490		1.031	0.250	0.500
18	1.44	1.570	0.250	2.125	0.250	0.500
19	1.519	1.650	0.250	1.219	0.250	0.500
20	1.599	1.730	0.250	1.281	0.250	0.625
21	1.678	1.810	0.375	1.375	0.250	0.625
22	1.757	1.890	0.375	1.438	0.250	0.625
23	1.836	1.970	0.375	1.500	0.250	0.625
24	1.916	2.050	0.375	1.500	0.375	0.625
25	1.995	2.130	0.375	1.500	0.375	0.625
26	2.075	2.210	0.375	1.500	0.375	0.625
27	2.154	2.290	0.375	1.500	0.375	0.625
28	2.233	2.370	0.375	1.500	0.375	0.625
29	2.313	2.450	0.375	1.500	0.375	0.625
30	2.392	2.530	0.375	2.000	0.375	0.625
31	2.472	2.610	0.375	2.000	0.375	0.625
32	2.551	2.690	0.375	2.000	0.375	0.625
33	2.631	2.770	0.375	2.000	0.375	0.625
34	2.71	2.850	0.375	2.000	0.375	0.625
35	2.789	2.930	0.375	2.000	0.375	0.750
36	2.869	3.010	0.375	2.000	0.375	0.750
37	2.948	3.090	0.500	2.000	0.500	0.750
38	3.028	3.170	0.500	2.000	0.500	0.750
39	3.107	3.250	0.500	2.000	0.500	0.750
40	3.187	3.330	0.500	2.000	0.500	0.750
41	3.266	3.410	0.500	2.000	0.500	0.750
42	3.346	3.490	0.500	2.000	0.500	0.750

齿数 tooth number	节圆径 Pitch diameter	齿顶圆 addendum circle	A 型 孔径 bore diameter	B 型 凸台 boss	B 型 孔径 bore diameter	B 型 总厚度 aggregate thickness
Z	Dp	Da	Dk	dm	Dk	L
43	3.430	3.570	0.500	2.000	0.500	0.750
44	3.510	3.650	0.500	2.000	0.500	0.750
45	3.590	3.730	0.500	2.000	0.500	0.750
46	3.670	3.800	0.500	2.000	0.500	0.750
47	3.750	3.880	0.500	2.000	0.500	0.750
48	3.830	3.960	0.500	2.000	0.500	0.750
49	3.910	4.040	0.500	2.000	0.500	0.750
50	3.990	4.120	0.500	2.000	0.500	0.750
51	4.070	4.200	0.500	2.000	0.500	0.750
52	4.150	4.280	0.500	2.000	0.500	0.750
53	4.230	4.360	0.500	2.000	0.500	0.750
54	4.300	4.440	0.500	2.000	0.500	0.750
55	4.380	4.520	0.500	2.000	0.500	0.750
56	4.460	4.600	0.500	2.000	0.500	0.750
57	4.540	4.680	0.500	2.000	0.500	0.750
58	4.620	4.760	0.500	2.000	0.500	0.750
59	4.700	4.840	0.500	2.000	0.500	0.750
60	4.780	4.920	0.500	2.000	0.500	0.750
61	4.860	5.000	0.500	2.000	0.500	0.750
62	4.940	5.080	0.500	2.000	0.500	0.750
63	5.020	5.160	0.500	2.000	0.500	0.750
64	5.100	5.240	0.500	2.000	0.500	0.750
65	5.180	5.320	0.500	2.000	0.500	0.750
66	5.260	5.400	0.500	2.000	0.500	0.750
67	5.340	5.480	0.500	2.000	0.500	0.750
68	5.420	5.560	0.500	2.000	0.500	0.750
69	5.500	5.640	0.500	2.000	0.500	0.750
70	5.580	5.720	0.500	2.000	0.500	0.750
71	5.660	5.800	0.500	2.000	0.500	0.750
72	5.740	5.880	0.500	2.000	0.500	0.750

注：1. 外形尺寸按上表，齿部参数在不指明的情况按照 ISO 606 加工。其余标准：DIN 8187/ BS 228 /JIS 1802
2. 材质：不指定则为 45 GB/T699
3. 带 “*” 的凸缘为焊接件。

单排链轮 ISO/R 06C ANSI 35 Sprockets for Roller Chains-Simplex

配套链条尺寸 Chain Size

节距 Pitch	0.375"
滚子直径 Roller	0.200"
内节内宽 Internal width	0.188"

链轮尺寸 Sprocket Size

齿端圆弧R3 Tooth radius	0.397"
圆弧深度C Radius width	0.040"
齿宽B1 Tooth width	0.168"

■ A 型

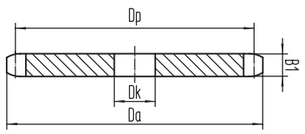

■ B 型

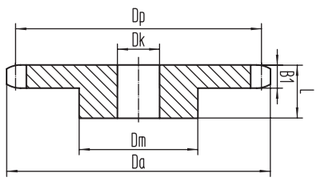

齿数 tooth number	节圆径 Pitch diameter	齿顶圆 addendum circle	A 型 孔径 bore diameter	B 型 凸台 boss	B 型 孔径 bore diameter	B 型 总厚度 aggregate thickness
Z	Dp	Da	Dk	dm	Dk	L
8	0.980	1.130		0.750	0.375	0.750
9	1.100	1.260		0.844	0.375	0.750
10	1.220	1.380		0.969	0.375	0.750
11	1.340	1.500		1.063	0.375	0.750
12	1.450	1.620		1.219	0.500	0.750
13	1.570	1.750		1.250	0.500	0.750
14	1.690	1.870		1.250	0.500	0.750
15	1.810	1.990	0.500	1.344	0.500	0.750
16	1.930	2.110	0.500	1.469	0.500	0.750
17	2.050	2.230	0.500	1.594	0.500	0.750
18	2.160	2.350	0.500	1.719	0.500	0.750
19	2.280	2.470	0.500	1.844	0.500	0.750
20	2.400	2.590	0.500	1.938	0.500	0.750
21	2.520	2.710	0.500	2.000	0.500	0.875
22	2.640	2.830	0.500	2.000	0.500	0.875
23	2.760	2.950	0.500	2.000	0.500	0.875
24	2.880	3.070	0.500	2.000	0.500	0.875
25	3.000	3.190	0.500	2.000	0.500	0.875
26	3.120	3.310	0.500	2.000	0.500	0.875
27	3.240	3.430	0.500	2.000	0.500	0.875
28	3.350	3.550	0.500	2.000	0.500	0.875
29	3.470	3.670	0.500	2.000	0.500	0.875
30	3.590	3.790	0.500	2.000	0.500	0.875
31	3.710	3.910	0.625	2.000	0.500	0.875
32	3.830	4.030	0.625	2.000	0.500	0.875
33	3.950	4.150	0.625	2.250	0.625	0.875
34	4.070	4.270	0.625	2.250	0.625	0.875
35	4.190	4.390	0.625	2.250	0.625	0.875
36	4.310	4.510	0.625	2.250	0.625	0.875
37	4.430	4.630	0.593	2.250	0.625	1.000
38	4.550	4.750	0.593	2.250	0.625	1.000
39	4.670	4.870	0.593	2.250	0.625	1.000
40	4.780	4.990	0.593	2.250	0.625	1.000
41	4.900	5.110	0.593	2.250	0.625	1.000

齿数 tooth number	节圆径 Pitch diameter	齿顶圆 addendum circle	A 型 孔径 bore diameter	B 型 凸台 boss	B 型 孔径 bore diameter	B 型 总厚度 aggregate thickness
Z	Dp	Da	Dk	dm	Dk	L
42	5.019	5.230	0.593	2.250	0.625	1.000
43	5.138	5.350	0.593	2.250	0.625	1.000
44	5.257	5.470	0.593	2.250	0.625	1.000
45	5.376	5.590	0.593	2.250	0.625	1.000
46	5.496	5.710	0.593	2.250	0.625	1.000
47	5.615	5.830	0.593	2.250	0.625	1.000
48	5.734	5.950	0.593	2.250	0.625	1.000
49	5.853	6.070	0.593	2.250	0.625	1.000
50	5.973	6.190	0.593	2.250	0.625	1.000
51	6.092	6.300	0.593	2.250	0.625	1.000
52	6.211	6.420	0.593	2.250	0.625	1.000
53	6.331	6.540	0.593	2.250	0.625	1.000
54	6.450	6.660	0.593	2.250	0.625	1.000
55	6.569	6.780	0.719	2.250	0.750	1.000
56	6.689	6.900	0.719	2.250	0.750	1.000
57	6.808	7.020	0.719	2.250	0.750	1.000
58	6.927	7.140	0.719	2.250	0.750	1.000
59	7.046	7.260	0.719	2.250	0.750	1.000
60	7.166	7.380	0.719	2.250	0.750	1.000
61	7.285	7.500	0.719	2.250	0.750	1.000
62	7.404	7.620	0.719	2.250	0.750	1.000
63	7.524	7.740	0.719	2.250	0.750	1.000
64	7.643	7.860	0.719	2.250	0.750	1.000
65	7.762	7.980	0.719	2.250	0.750	1.000
66	7.882	8.100	0.719	2.250	0.750	1.000
67	8.001	8.220	0.719	2.250	0.750	1.000
68	8.120	8.340	0.719	2.250	0.750	1.000
69	8.240	8.460	0.719	2.250	0.750	1.000
70	8.359	8.580	0.719	2.250	0.750	1.000
72	8.598	8.810	0.719	2.250	0.750	1.000
80	9.552	9.770	0.719	2.250	0.750	1.000
84	10.030	10.250	0.719	2.250	0.750	1.000
96	11.462	11.680	0.719	2.250	0.750	1.000
112	13.371	13.590	0.719	2.250	0.750	1.000

注：1. 外形尺寸按上表，齿部参数在不指明的情况按照 ISO 606 加工。其余标准：DIN 8187/ BS 228 /JIS 1802
2. 材质：不指定则为 45 GB/T699
3. 带 “*” 的凸缘为焊接件。

单排链轮 ISO/R 085 ANSI 41 Sprockets for Roller Chains-Simplex

配套链条尺寸 Chain Size

节距 Pitch	0.500"
滚子直径 Roller	0.306"
内节内宽 Internal width	0.250"

链轮尺寸 Sprocket Size

齿端圆弧R3 Tooth radius	0.511"
圆弧深度C Radius width	0.051"
齿宽B1 Tooth width	0.227"

■ A 型

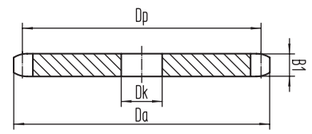

■ B 型

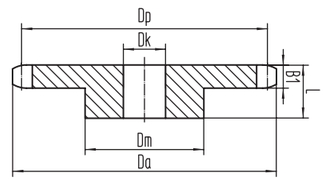

齿数 tooth number	节圆径 Pitch diameter	齿顶圆 addendum circle	A 型 孔径 bore diameter	B 型 凸台 boss	B 型 孔径 bore diameter	B 型 总厚度 aggregate thickness
Z	Dp	Da	Dk	dm	Dk	L
8	1.310	1.510		0.984	0.375	0.875
9	1.470	1.670		1.125	0.375	0.875
10	1.620	1.840		1.250	0.500	0.875
11	1.780	2.000		1.438	0.500	0.875
12	1.940	2.170		1.563	0.500	0.875
13	2.090	2.330		1.563	0.500	0.875
14	2.250	2.490		1.750	0.500	0.875
15	2.410	2.650	0.625	1.091	0.500	0.875
16	2.570	2.810	0.625	2.063	0.625	0.875
17	2.730	2.970	0.625	2.234	0.625	1.000
18	2.880	3.140	0.625	2.375	0.625	1.000
19	3.040	3.300	0.625	2.469	0.625	1.000
20	3.200	3.460	0.625	2.750	0.625	1.000
21	3.360	3.620	0.625	2.875	0.625	1.000
22	3.520	3.780	0.625	3.000	0.625	1.000
23	3.680	3.940	0.625	3.188	0.625	1.000
24	3.840	4.100	0.625	3.250	0.625	1.000
25	3.990	4.260	0.625	3.250	0.625	1.000
26	4.150	4.420	0.625	3.250	0.625	1.000
27	4.310	4.580	0.625	3.250	0.625	1.000
28	4.470	4.740	0.625	3.250	0.625	1.000
29	4.630	4.900	0.625	3.250	0.625	1.000
30	4.790	5.060	0.594	3.250	0.625	1.000
31	4.950	5.220	0.594	3.250	0.625	1.000
32	5.110	5.380	0.594	3.250	0.625	1.000
33	5.270	5.540	0.594	3.250	0.625	1.000
34	5.420	5.700	0.594	3.250	0.625	1.000
35	5.580	5.860	0.594	3.250	0.625	1.000
36	5.740	6.020	0.594	3.250	0.625	1.000
37	5.900	6.170	0.719	3.250	0.750	1.063
38	6.060	6.330	0.719	3.250	0.750	1.063
39	6.220	6.490	0.719	3.250	0.750	1.063
40	6.380	6.650	0.719	3.250	0.750	1.063
41	6.540	6.810	0.719	3.500	0.750	1.063

齿数 tooth number	节圆径 Pitch diameter	齿顶圆 addendum circle	A 型 孔径 bore diameter	B 型 凸台 boss	B 型 孔径 bore diameter	B 型 总厚度 aggregate thickness
Z	Dp	Da	Dk	dm	Dk	L
42	6.691	6.970	0.719	3.500	0.750	1.063
43	6.850	7.130	0.719	3.500	0.750	1.063
44	7.009	7.290	0.719	3.500	0.750	1.063
45	7.168	7.450	0.719	3.500	0.750	1.063
46	7.327	7.610	0.719	3.500	0.750	1.063
47	7.486	7.770	0.719	3.500	0.750	1.063
48	7.645	7.930	0.719	3.500	0.750	1.063
49	7.804	8.090	0.719	3.500	0.750	1.063
50	7.963	8.250	0.719	3.500	0.750	1.063
51	8.123	8.410	0.719	3.500	0.750	1.063
52	8.282	8.570	0.719	3.500	0.750	1.063
53	8.441	8.730	0.719	3.500	0.750	1.063
54	8.600	8.880	0.719	3.500	0.750	1.063
55	8.759	9.040	0.719	3.500	0.750	1.063
56	8.918	9.200	0.719	3.500	0.750	1.063
57	9.077	9.360	0.719	3.500	0.750	1.063
58	9.236	9.520	0.719	3.500	0.750	1.063
59	9.395	9.680	0.719	3.500	0.750	1.063
60	9.554	9.840	0.719	3.500	0.750	1.063
61	9.713	10.000	0.719	4.000	0.750	1.188
62	9.872	10.160	0.719	4.000	0.750	1.188
63	10.031	10.320	0.719	4.000	0.750	1.188
64	10.191	10.480	0.719	4.000	0.750	1.188
65	10.350	10.640	0.719	4.000	0.750	1.188
66	10.509	10.800	0.719	4.000	0.750	1.188
67	10.668	10.960	0.719	4.000	0.750	1.188
68	10.827	11.110	0.719	4.000	0.750	1.188
69	10.986	11.270	0.719	4.000	0.750	1.188
70	11.145	11.430	0.719	4.000	0.750	1.188
72	11.463	11.750	0.719	4.000	0.750	1.188
80	12.736	13.030	0.719	4.000	0.750	1.188
84	13.373	13.660	0.719	4.000	0.750	1.188
96	15.282	15.570	0.938	4.000	1.000	1.188
112	17.828	18.120	0.938	4.000	1.000	1.188

注：1. 外形尺寸按上表，齿部参数在不指明的情况按照 ISO 606 加工。其余标准：DIN 8187/ BS 228 /JIS 1802
2. 材质：不指定则为 45 GB/T699
3. 带 “*” 的凸缘为焊接件。

A系列滚子链轮 Sprocket For Roller Chain-A Series

双排链轮 ISO/R 08A ANSI 40 Sprockets for Roller Chains-Duplex

配套链条尺寸 Chain Size

节距 Pitch	0.500"
滚子直径 Roller	0.312"
内节内宽 Internal width	0.312"

链轮尺寸 Sprocket Size

齿端圆弧R3 Tooth radius	0.511"
圆弧深度C Radius width	0.051"
齿宽B1 Tooth width	0.284"

A 型

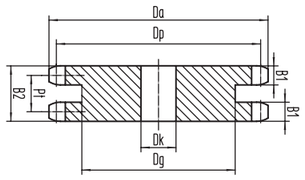

B 型

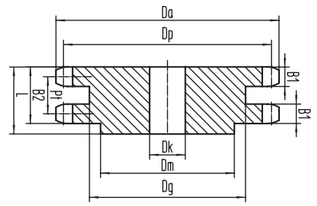

齿数 tooth number	节圆径 Pitch diameter	齿顶圆 addendum circle	A 型	B 型		
			孔径 bore diameter	凸台 boss	孔径 bore diameter	总厚度 aggregate thickness
Z	Dp	Da	Dk	dm	Dk	L
8	1.307	1.510		0.984	0.500	0.875
9	1.462	1.670		1.063	0.500	0.875
10	1.619	1.840		1.250	0.500	0.875
11	1.775	2.000		1.375	0.500	0.875
12	1.932	2.170	0.500	1.563	0.500	0.875
13	2.090	2.330	0.500	1.688	0.500	0.875
14	2.247	2.490	0.500	1.813	0.500	0.875
15	2.405	2.650	0.625	2.000	0.500	0.875
16	2.563	2.810	0.625	2.125	0.625	0.875
17	2.722	2.970	0.625	2.313	0.625	1.000
18	2.880	3.140	0.625	2.500	0.625	1.000
19	3.038	3.300	0.625	2.625	0.625	1.000
20	3.197	3.460	0.625	2.750	0.625	1.000
21	3.355	3.620	0.625	2.875	0.625	1.000
22	3.514	3.780	0.625	3.000	0.625	1.000
23	3.672	3.940	0.625	3.250	0.625	1.000
24	3.831	4.100	0.625	3.250	0.625	1.000
25	3.990	4.260	0.625	3.250	0.625	1.000
26	4.149	4.420	0.625	3.250	0.625	1.000
27	4.307	4.580	0.625	3.250	0.625	1.000
28	4.466	4.740	0.625	3.250	0.625	1.000
29	4.625	4.900	0.594	3.250	0.625	1.000
30	4.784	5.060	0.594	3.250	0.625	1.000
31	4.943	5.220	0.594	3.250	0.625	1.000
32	5.102	5.380	0.594	3.250	0.625	1.000
33	5.261	5.540	0.594	3.250	0.625	1.000
34	5.419	5.700	0.594	3.250	0.625	1.000
35	5.578	5.860	0.594	3.250	0.625	1.000
36	5.737	6.020	0.594	3.250	0.625	1.000
37	5.896	6.170	0.594	3.250	0.625	1.000
38	6.055	6.330	0.594	3.250	0.625	1.000
39	6.214	6.490	0.594	3.250	0.625	1.000
40	6.373	6.650	0.719	3.500	0.750	1.125
41	6.532	6.810	0.719	3.500	0.750	1.125
42	6.691	6.970	0.719	3.500	0.750	1.125
43	6.850	7.130	0.719	3.500	0.750	1.125
44	7.009	7.290	0.719	3.500	0.750	1.125
45	7.168	7.450	0.719	3.500	0.750	1.125
46	7.327	7.610	0.719	3.500	0.750	1.125
47	7.486	7.770	0.719	3.500	0.750	1.125
48	7.645	7.930	0.719	3.500	0.750	1.125
49	7.804	8.090	0.719	3.500	0.750	1.125
50	7.963	8.250	0.719	3.500	0.750	1.125
51	8.123	8.410	0.719	3.500	0.750	1.125
52	8.282	8.570	0.719	3.500	0.750	1.125
53	8.441	8.730	0.719	3.500	0.750	1.125
54	8.600	8.880	0.719	3.500	0.750	1.125
55	8.759	9.040	0.719	3.500	0.750	1.125
56	8.918	9.200	0.719	3.500	0.750	1.125
57	9.077	9.360	0.719	3.500	0.750	1.125
58	9.236	9.520	0.719	3.500	0.750	1.125
59	9.395	9.680	0.719	3.500	0.750	1.125
60	9.554	9.840	0.719	3.500	0.750	1.125
61	9.713	10.000	0.719	4.000	0.750	1.250
62	9.872	10.160	0.719	4.000	0.750	1.250
63	10.031	10.320	0.719	4.000	0.750	1.250
64	10.191	10.480	0.719	4.000	0.750	1.250
65	10.350	10.640	0.719	4.000	0.750	1.250
66	10.509	10.800	0.719	4.000	0.750	1.250
67	10.668	10.960	0.719	4.000	0.750	1.250
68	10.827	11.110	0.719	4.000	0.750	1.250
69	10.986	11.270	0.719	4.000	0.750	1.250
70	11.145	11.430	0.719	4.000	0.750	1.250
72	11.463	11.750	0.719	4.000	0.750	1.250
80	12.736	13.030	0.719	4.000	0.750	1.250
84	13.373	13.660	0.719	4.000	0.750	1.250
96	15.282	15.570	0.938	4.000	1.000	1.250
112	17.828	18.120	0.938	4.000	1.000	1.250

注：1. 外形尺寸按上表，齿部参数在不指明的情况按照 ISO 606 加工。其余标准：DIN 8187/ BS 228 /JIS 1802
2. 材质：不指定则为 45 GB/T699
3. 带 “*” 的凸缘为焊接件。

双排链轮 ISO/R 10A ANSI 50 Sprockets for Roller Chains-Duplex

配套链条尺寸 Chain Size

节距 Pitch	0.625"
滚子直径 Roller	0.400"
内节内宽 Internal width	0.375"

链轮尺寸 Sprocket Size

齿端圆弧R3 Tooth radius	0.669"
圆弧深度C Radius width	0.063"
齿宽B1 Tooth width	0.343"

A 型

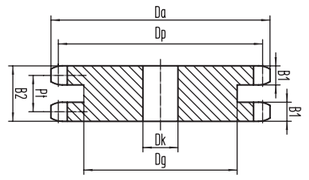

B 型

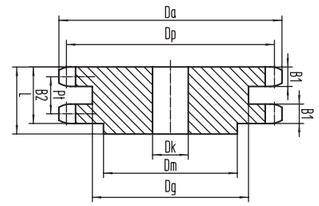

齿数 tooth number	节圆径 Pitch diameter	齿顶圆 addendum circle	A 型	B 型		
			孔径 bore diameter	凸台 boss	孔径 bore diameter	总厚度 aggregate thickness
Z	Dp	Da	Dk	dm	Dk	L
8	1.634	1.880		1.125	0.625	1.000
9	1.828	2.090		1.375	0.625	1.000
10	2.023	2.300		1.563	0.625	1.000
11	2.219	2.500		1.750	0.625	1.000
12	2.415	2.710	0.625	1.984	0.625	1.000
13	2.612	2.910	0.625	1.875	0.625	1.000
14	2.809	3.110	0.625	2.125	0.625	1.000
15	3.007	3.320	0.625	2.375	0.625	1.000
16	3.204	3.520	0.625	2.500	0.625	1.000
17	3.402	3.720	0.625	2.688	0.625	1.000
18	3.600	3.920	0.625	2.875	0.625	1.000
19	3.798	4.120	0.625	3.000	0.625	1.000
20	3.996	4.320	0.750	3.000	0.750	1.000
21	4.194	4.520	0.750	3.000	0.750	1.000
22	4.392	4.720	0.750	3.000	0.750	1.000
23	4.590	4.920	0.750	3.000	0.750	1.000
24	4.789	5.120	0.719	3.000	0.750	1.250
25	4.987	5.320	0.719	3.000	0.750	1.250
26	5.186	5.520	0.719	3.000	0.750	1.250
27	5.384	5.720	0.719	3.000	0.750	1.250
28	5.583	5.920	0.719	3.000	0.750	1.250
29	5.781	6.120	0.719	3.000	0.750	1.250
30	5.980	6.320	0.719	3.250	0.750	1.250
31	6.178	6.520	0.719	3.250	0.750	1.250
32	6.377	6.720	0.719	3.250	0.750	1.250
33	6.576	6.920	0.719	3.250	0.750	1.250
34	6.774	7.120	0.719	3.250	0.750	1.250
35	6.973	7.320	0.719	3.250	0.750	1.250
36	7.172	7.520	0.719	3.250	0.750	1.250
37	7.370	7.720	0.719	3.250	0.750	1.250
38	7.569	7.920	0.719	3.250	0.750	1.250
39	7.768	8.120	0.719	3.250	0.750	1.250
40	7.966	8.320	0.719	3.250	0.750	1.250
41	8.165	8.520	0.719	3.250	0.750	1.250
42	8.364	8.720	0.719	3.250	0.750	1.250
43	8.563	8.910	0.719	3.250	0.750	1.250
44	8.761	9.110	0.719	3.250	0.750	1.250
45	8.960	9.310	0.719	3.750	0.750	1.250
46	9.159	9.510	0.938	3.750	1.000	1.250
47	9.358	9.710	0.938	3.750	1.000	1.250
48	9.557	9.910	0.938	3.750	1.000	1.250
49	9.755	10.110	0.938	3.750	1.000	1.250
50	9.954	10.310	0.938	3.750	1.000	1.250
51	10.153	10.510	0.938	3.750	1.000	1.250
52	10.352	10.710	0.938	3.750	1.000	1.250
53	10.551	10.910	0.938	3.750	1.000	1.250
54	10.750	11.110	0.938	3.750	1.000	1.250
55	10.948	11.300	0.938	3.750	1.000	1.250
56	11.147	11.500	0.938	3.750	1.000	1.250
57	11.346	11.700	0.938	3.750	1.000	1.250
58	11.545	11.900	0.938	3.750	1.000	1.250
59	11.744	12.100	0.938	3.750	1.000	1.250
60	11.943	12.300	0.938	3.750	1.000	1.250
61	12.141	12.500	0.938	3.750	1.000	1.750
62	12.340	12.700	0.938	3.750	1.000	1.750
63	12.539	12.900	0.938	3.750	1.000	1.750
64	12.738	13.100	0.938	3.750	1.000	1.750
65	12.937	13.300	0.938	3.750	1.000	1.750
66	13.136	13.500	0.938	3.750	1.000	1.750
67	13.335	13.690	0.938	3.750	1.000	1.750
68	13.533	13.890	0.938	3.750	1.000	1.750
69	13.732	14.090	0.938	3.750	1.000	1.750
70	13.931	14.290	0.938	3.750	1.000	1.750
72	14.329	14.690	0.938	3.750	1.000	1.750
80	15.920	16.280	0.938	4.250	1.000	1.750
84	16.716	17.080	0.938	4.250	1.000	1.750
96	19.103	19.470	0.938	4.250	1.000	1.750
112	22.285	22.650	0.938	4.250	1.000	1.750

注：1. 外形尺寸按上表，齿部参数在不指明的情况按照 ISO 606 加工。其余标准：DIN 8187/ BS 228 /JIS 1802
2. 材质：不指定则为 45 GB/T699
3. 带 “*” 的凸缘为焊接件。

A系列滚子链轮 Sprocket For Roller Chain-A Series

双排链轮 ISO/R 12A ANSI 60 Sprockets for Roller Chains-Duplex

配套链条尺寸 Chain Size

节距 Pitch	0.750"
滚子直径 Roller	0.469"
内节内宽 Internal width	0.500"

链轮尺寸 Sprocket Size

齿端圆弧R3 Tooth radius	0.787"
圆弧深度C Radius width	0.079"
齿宽B1 Tooth width	0.459"

A 型

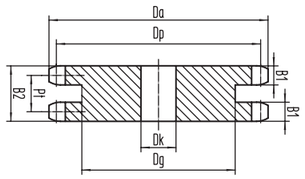

B 型

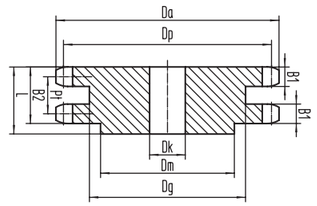

齿数 tooth number	节圆径 Pitch diameter	齿顶圆 addendum circle	A 型	B 型		
			孔径 bore diameter	凸台 boss	孔径 bore diameter	总厚度 aggregate thickness
Z	Dp	Da	Dk	dm	Dk	L
8	1.960	2.260		1.469	0.625	1.250
9	2.193	2.510		1.563	0.750	1.250
10	2.428	2.760	0.750	1.938	0.750	1.250
11	2.663	3.000	0.750	2.063	0.750	1.250
12	2.898	3.250	0.750	2.375	0.750	1.250
13	3.134	3.490	0.750	2.344	0.750	1.250
14	3.371	3.740	0.750	2.563	0.750	1.250
15	3.608	3.980	0.750	2.875	0.750	1.250
16	3.845	4.220	0.750	3.063	0.750	1.250
17	4.082	4.460	0.750	3.250	0.750	1.250
18	4.320	4.700	0.750	3.500	0.750	1.250
19	4.557	4.940	0.750	3.500	0.750	1.250
20	4.795	5.190	0.750	3.875	0.750	1.250
21	5.033	5.430	0.750	4.000	0.750	1.250
22	5.271	5.670	0.750	4.000	0.750	1.250
23	5.508	5.910	0.750	4.000	0.750	1.250
24	5.746	6.150	0.719	4.000	0.750	1.250
25	5.985	6.390	0.719	4.000	0.750	1.250
26	6.223	6.630	0.719	4.000	0.750	1.250
27	6.461	6.870	0.719	4.000	0.750	1.250
28	6.699	7.110	0.719	4.000	0.750	1.250
29	6.937	7.350	0.719	4.000	0.750	1.250
30	7.176	7.590	0.719	4.000	0.750	1.250
31	7.414	7.830	0.719	4.000	0.750	1.250
32	7.652	8.060	0.719	4.000	0.750	1.250
33	7.891	8.300	0.938	4.000	1.000	1.250
34	8.129	8.540	0.938	4.000	1.000	1.250
35	8.367	8.780	0.938	4.000	1.000	1.250
36	8.606	9.020	0.938	4.000	1.000	1.250
37	8.844	9.260	0.938	4.000	1.000	1.250
38	9.083	9.500	0.938	4.250	1.000	1.250
39	9.321	9.740	0.938	4.250	1.000	1.250
40	9.560	9.980	0.938	4.250	1.000	1.250
41	9.798	10.220	0.938	4.250	1.000	1.250

齿数 tooth number	节圆径 Pitch diameter	齿顶圆 addendum circle	A 型	B 型		
			孔径 bore diameter	凸台 boss	孔径 bore diameter	总厚度 aggregate thickness
Z	Dp	Da	Dk	dm	Dk	L
42	10.037	10.460	0.938	4.250	1.000	1.250
43	10.275	10.700	0.938	4.250	1.000	1.250
44	10.514	10.940	0.938	4.250	0.938	1.250
45	10.752	11.180	0.938	4.250	0.938	1.250
46	10.991	11.410	0.938	4.250	0.938	1.250
47	11.229	11.650	0.938	4.250	0.938	1.250
48	11.468	11.890	0.938	4.250	0.938	1.250
49	11.706	12.130	0.938	4.250	0.938	1.250
50	11.945	12.370	0.938	4.250	0.938	1.250
51	12.184	12.610	0.938	4.250	0.938	1.250
52	12.422	12.850	0.938	4.250	0.938	1.250
53	12.661	13.090	0.938	4.250	0.938	1.250
54	12.899	13.330	0.938	4.250	0.938	1.750
55	13.138	13.570	1.250	4.250	1.250	1.750
56	13.377	13.800	1.250	4.250	1.250	1.750
57	13.615	14.040	1.250	4.250	1.250	1.750
58	13.854	14.280	1.250	4.250	1.250	1.750
59	14.092	14.520	1.250	4.250	1.250	1.750
60	14.331	14.760	1.250	4.250	1.250	1.750
61	14.570	15.000	1.250	4.250	1.250	1.750
62	14.808	15.240	1.250	4.250	1.250	1.750
63	15.047	15.480	1.250	4.250	1.250	1.750
64	15.286	15.720	1.250	4.250	1.250	1.750
65	15.524	15.960	1.250	4.250	1.250	1.750
66	15.763	16.190	1.250	4.250	1.250	1.750
68	16.240	16.670	1.250	4.250	1.250	1.750
70	16.717	17.150	1.250	4.250	1.250	1.750
72	17.195	17.630	1.250	4.250	1.250	2.000
76	18.149	18.580	1.250	4.250	1.250	2.000
80	19.104	19.540	1.250	4.250	1.250	2.000
84	20.059	20.490	1.250	4.750	1.250	2.000
90	21.491	21.930	1.250	5.000	1.250	2.250
96	22.923	23.360	1.250	5.250	1.250	2.250
112	26.742	27.180	1.250	5.250	1.250	2.250

注：1. 外形尺寸按上表，齿部参数在不指明的情况按照 ISO 606 加工。其余标准：DIN 8187/ BS 228 /JIS 1802
2. 材质：不指定则为 45 GB/T699
3. 带 “*” 的凸缘为焊接件。

双排链轮 ISO/R 16A ANSI 80 Sprockets for Roller Chains-Duplex

配套链条尺寸 Chain Size

节距 Pitch	1.000"
滚子直径 Roller	0.625"
内节内宽 Internal width	0.625"

链轮尺寸 Sprocket Size

齿端圆弧R3 Tooth radius	1.024"
圆弧深度C Radius width	0.098"
齿宽B1 Tooth width	0.575"

A 型

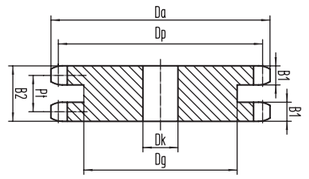

B 型

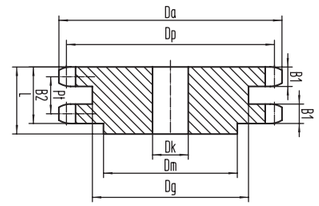

齿数 tooth number	节圆径 Pitch diameter	齿顶圆 addendum circle	A 型	B 型		
			孔径 bore diameter	凸台 boss	孔径 bore diameter	总厚度 aggregate thickness
Z	Dp	Da	Dk	dm	Dk	L
8	2.614	3.010		1.938	1.000	1.625
9	2.924	3.350	0.938	2.250	1.000	1.625
10	3.237	3.680	0.938	2.563	1.000	1.625
11	3.550	4.010	0.938	2.813	1.000	1.625
12	3.864	4.330	0.938	3.125	1.000	1.625
13	4.179	4.660	0.938	3.000	1.000	1.500
14	4.494	4.980	0.938	3.250	1.000	1.500
15	4.810	5.300	0.938	3.813	1.000	1.500
16	5.126	5.630	0.938	4.000	1.000	1.500
17	5.443	5.950	0.938	4.000	1.000	1.500
18	5.759	6.270	0.938	4.250	1.000	1.500
19	6.076	6.590	0.938	4.250	1.000	1.500
20	6.393	6.910	0.938	4.250	1.000	1.500
21	6.710	7.230	0.938	4.250	1.000	1.750
22	7.027	7.560	0.938	4.250	1.000	1.750
23	7.344	7.880	0.938	4.250	1.000	1.750
24	7.662	8.200	0.938	4.250	1.000	1.750
25	7.979	8.520	0.938	4.250	1.000	1.750
26	8.297	8.840	1.188	4.750	1.250	2.000
27	8.614	9.160	1.188	4.750	1.250	2.000
28	8.932	9.480	1.188	4.750	1.250	2.000
29	9.250	9.790	1.188	4.750	1.188	2.000
30	9.567	10.110	1.188	4.750	1.188	2.000
31	9.885	10.430	1.188	4.750	1.188	2.000
32	10.203	10.750	1.188	4.750	1.188	2.000
33	10.521	11.070	1.188	4.750	1.188	2.000
34	10.838	11.390	1.188	4.750	1.188	2.000
35	11.156	11.710	1.188	4.750	1.188	2.000
36	11.474	12.030	1.188	4.750	1.188	2.000
37	11.792	12.350	1.188	4.750	1.188	2.000
38	12.110	12.670	1.188	4.750	1.188	2.000
39	12.428	12.990	1.188	4.750	1.188	2.000
40	12.746	13.310	1.188	4.750	1.188	2.000
41	13.064	13.630	1.250	4.750	1.250	2.000

齿数 tooth number	节圆径 Pitch diameter	齿顶圆 addendum circle	A 型	B 型		
			孔径 bore diameter	凸台 boss	孔径 bore diameter	总厚度 aggregate thickness
Z	Dp	Da	Dk	dm	Dk	L
42	13.382	13.940	1.250	4.750	1.250	2.000
43	13.700	14.260	1.250	4.750	1.250	2.000
44	14.018	14.580	1.250	4.750	1.250	2.000
45	14.336	14.900	1.250	4.750	1.250	2.000
46	14.654	15.220	1.250	4.750	1.250	2.000
47	14.972	15.540	1.250	4.750	1.250	2.000
48	15.290	15.860	1.250	4.750	1.250	2.000
49	15.608	16.180	1.250	4.750	1.250	2.000
50	15.926	16.490	1.250	4.750	1.250	2.000
51	16.245	16.810	1.250	4.750	1.250	2.000
52	16.563	17.130	1.250	4.750	1.250	2.000
53	16.881	17.450	1.250	5.250	1.250	2.000
54	17.199	17.770	1.250	5.250	1.250	2.000
55	17.517	18.090	1.250	5.250	1.250	2.000
56	17.835	18.410	1.250	5.250	1.250	2.000
57	18.153	18.730	1.250	5.250	1.250	2.000
58	18.472	19.040	1.250	5.250	1.250	2.000
59	18.790	19.360	1.250	5.250	1.250	2.000
60	19.108	19.680	1.250	5.250	1.250	2.000
61	19.426	20.000	1.250	5.250	1.250	2.000
62	19.744	20.320	1.250	5.250	1.250	2.000
63	20.062	20.640	1.250	5.250	1.250	2.000
64	20.381	20.960	1.250	5.250	1.250	2.000
65	20.699	21.270	1.250	5.250	1.250	2.000
66	21.017	21.590	1.500	6.250	1.500	3.500
68	21.653	22.230	1.500	6.250	1.500	3.500
70	22.290	22.870	1.500	6.250	1.500	3.500
72	22.926	23.500	1.500	6.250	1.500	3.500
76	24.199	24.780	1.500	6.250	1.500	3.500
80	25.472	26.050	1.500	6.250	1.500	3.500
84	26.745	27.330	1.500	6.250	1.500	3.500
90	28.654	29.240	1.500	6.250	1.500	3.500
96	30.564	31.150	1.500	6.250	1.500	3.500
112	35.656	36.240	1.500	6.250	1.500	3.500

注：1. 外形尺寸按上表，齿部参数在不指明的情况按照 ISO 606 加工。其余标准：DIN 8187/ BS 228 /JIS 1802
2. 材质：不指定则为 45 GB/T699
3. 带 “*” 的凸缘为焊接件。

A系列滚子链轮 Sprocket For Roller Chain-A Series

单排链轮 ISO/R 20A ANSI 100 Sprockets for Roller Chains-Simplex

配套链条尺寸 Chain Size

节距 Pitch	1.250"
滚子直径 Roller	0.750"
内节内宽 Internal width	0.750"

链轮尺寸 Sprocket Size

齿端圆弧R3 Tooth radius	1.260"
圆弧深度C Radius width	0.138"
齿宽B1 Tooth width	0.692"

A 型

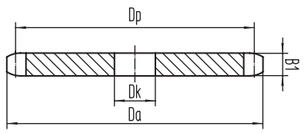

B 型

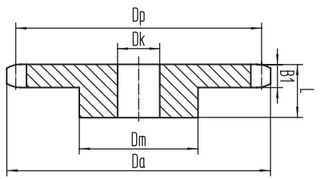

齿数 tooth number	节圆径 Pitch diameter	齿顶圆 addendum circle	A 型	B 型		
			孔径 bore diameter	凸台 boss	孔径 bore diameter	总厚度 aggregate thickness
Z	Dp	Da	Dk	dm	Dk	L
7	2.881	3.350	1.000			
8	3.267	3.770	1.000	2.438	1.000	1.875
9	3.655	4.180	1.000	2.813	1.000	1.875
10	4.046	4.600	1.000	3.250	1.000	1.875
11	4.437	5.010	1.250	3.563	1.000	1.875
12	4.830	5.420	1.250	4.000	1.000	1.875
13	5.224	5.820	1.250	3.875	1.000	1.625
14	5.618	6.230	1.250	4.188	1.250	1.625
15	6.013	6.630	1.250	4.500	1.250	1.750
16	6.408	7.030	1.250	4.500	1.313	1.750
17	6.803	7.440	1.250	4.500	1.313	1.750
18	7.199	7.840	1.250	4.500	1.313	1.750
19	7.595	8.240	1.250	4.500	1.313	2.000
20	7.991	8.640	1.250	4.500	1.313	2.000
21	8.387	9.040	1.250	4.500	1.313	2.000
22	8.784	9.440	1.250	4.500	1.313	2.000
23	9.180	9.840	1.250	4.500	1.250	2.000
24	9.577	10.240	1.250	4.500	1.250	2.000
25	9.974	10.640	1.250	4.500	1.250	2.000
26	10.371	11.040	1.250	5.000	1.250	2.000
27	10.768	11.440	1.250	5.000	1.250	2.000
28	11.165	11.840	1.250	5.000	1.250	2.000
29	11.562	12.240	1.250	5.000	1.250	2.000
30	11.959	12.640	1.250	5.000	1.250	2.000
31	12.356	13.040	1.250	5.000	1.250	2.000
32	12.753	13.440	1.250	5.000	1.250	2.000
33	13.151	13.840	1.250	5.000	1.250	2.000
34	13.548	14.240	1.250	5.000	1.250	2.000
35	13.945	14.640	1.250	5.000	1.250	2.500
36	14.343	15.040	1.250	5.000	1.250	2.500
37	14.740	15.440	1.250	5.000	1.250	2.500
38	15.137	15.840	1.250	5.000	1.250	2.500
39	15.535	16.230	1.250	5.000	1.250	2.500
40	15.932	16.630	1.250	5.000	1.250	2.500

齿数 tooth number	节圆径 Pitch diameter	齿顶圆 addendum circle	A 型	B 型		
			孔径 bore diameter	凸台 boss	孔径 bore diameter	总厚度 aggregate thickness
Z	Dp	Da	Dk	dm	Dk	L
41	16.330	17.030	1.250	5.000	1.250	2.500
42	16.727	17.430	1.250	5.000	1.250	2.500
43	17.125	17.830	1.500	5.000	1.500	2.500
44	17.522	18.230	1.500	5.000	1.500	2.500
45	17.920	18.630	1.500	5.000	1.500	2.500
46	18.318	19.020	1.500	5.000	1.500	2.500
47	18.715	19.420	1.500	6.000	1.500	2.500
48	19.113	19.820	1.500	6.000	1.500	2.500
49	19.510	20.220	1.500	6.000	1.500	2.500
50	19.908	20.620	1.500	6.000	1.500	2.500
51	20.306	21.020	1.500	6.000	1.500	3.250
52	20.703	21.410	1.500	6.000	1.500	3.250
53	21.101	21.810	1.500	6.000	1.500	3.250
54	21.499	22.210	1.500	6.000	1.500	3.250
55	21.896	22.610	1.500	6.000	1.500	3.250
56	22.294	23.010	1.500	6.000	1.500	3.250
57	22.692	23.410	1.500	6.000	1.500	3.250
58	23.089	23.800	1.500	6.000	1.500	3.250
59	23.487	24.200	1.500	6.000	1.500	3.250
60	23.885	24.600	1.500	6.000	1.500	3.250
61	24.282	25.000	1.500	7.000	1.500	3.750
62	24.680	25.400	1.500	7.000	1.500	3.750
63	25.078	25.800	1.500	7.000	1.500	3.750
64	25.476	26.190	1.500	7.000	1.500	3.750
65	25.873	26.590	1.500	7.000	1.500	3.750
66	26.271	26.990	1.500	7.000	1.500	3.750
68	27.066	27.790	1.500	7.000	1.500	3.750
70	27.862	28.580	1.500	7.000	1.500	3.750
72	28.657	29.380	1.500	7.000	1.500	3.750
76	30.249	30.970	1.500	7.000	1.500	3.750
80	31.840	32.560	1.500	7.000	1.500	3.750
84	33.431	34.160	1.500	7.000	1.500	3.750
90	35.818	36.550	1.500	7.000	1.500	3.750
96	38.205	38.930	1.500	7.000	1.500	4.500

注：1. 外形尺寸按上表，齿部参数在不指明的情况按照 ISO 606 加工。其余标准：DIN 8187/ BS 228 /JIS 1802
2. 材质：不指定则为 45 GB/T699
3. 带 “*” 的凸缘为焊接件。

双排链轮 ISO/R 24A ANSI 120 Sprockets for Roller Chains-Duplex

配套链条尺寸 Chain Size

节距 Pitch	1.500"
滚子直径 Roller	0.875"
内节内宽 Internal width	1.000"

链轮尺寸 Sprocket Size

齿端圆弧R3 Tooth radius	1.496"
圆弧深度C Radius width	0.157"
齿宽B1 Tooth width	0.924"

A 型

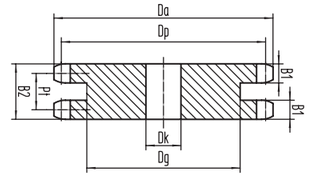

B 型

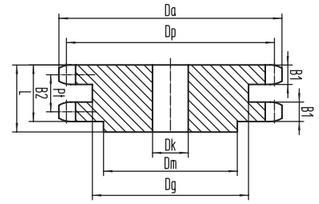

齿数 tooth number	节圆径 Pitch diameter	齿顶圆 addendum circle	A 型	B 型		
			孔径 bore diameter	凸台 boss	孔径 bore diameter	总厚度 aggregate thickness
Z	Dp	Da	Dk	dm	Dk	L
7	2.881	3.350	1.250			
8	3.267	3.770	1.250			
9	3.655	4.180	1.250	3.375	1.375	2.250
10	4.046	4.600	1.250	3.750	1.375	2.250
11	4.437	5.010	1.250	3.563	1.375	2.125
12	4.830	5.420	1.250	4.125	1.375	2.250
13	5.224	5.820	1.250	4.563	1.375	2.250
14	5.618	6.230	1.250	4.750	1.375	2.375
15	6.013	6.630	1.250	4.750	1.250	2.375
16	6.408	7.030	1.250	5.250	1.250	2.375
17	6.803	7.440	1.250	5.250	1.250	2.375
18	7.199	7.840	1.250	5.250	1.250	2.375
19	7.595	8.240	1.250	5.250	1.250	2.375
20	7.991	8.640	1.250	5.250	1.250	2.375
21	8.387	9.040	1.250	5.250	1.250	2.375
22	8.784	9.440	1.250	5.250	1.250	2.375
23	9.180	9.840	1.250	5.250	1.250	2.375
24	9.577	10.240	1.250	5.250	1.250	2.375
25	9.974	10.640	1.250	5.250	1.250	2.375
26	10.371	11.040	1.500	6.000	1.500	2.500
27	10.768	11.440	1.500	6.000	1.500	2.500
28	11.165	11.840	1.500	6.000	1.500	2.500
29	11.562	12.240	1.500	6.000	1.500	2.500
30	11.959	12.640	1.500	6.000	1.500	2.500
31	12.356	13.040	1.500	6.000	1.500	2.500
32	12.753	13.440	1.500	6.000	1.500	2.500
33	13.151	13.840	1.500	6.000	1.500	2.500
34	13.548	14.240	1.500	6.000	1.500	2.500
35	13.945	14.640	1.500	6.000	1.500	2.500
36	14.343	15.040	1.500	6.000	1.500	2.500
37	14.740	15.440	1.500	6.000	1.500	3.750
38	15.137	15.840	1.500	6.000	1.500	3.750
39	15.535	16.230	1.500	6.000	1.500	3.750
40	15.932	16.630	1.500	6.000	1.500	3.750

齿数 tooth number	节圆径 Pitch diameter	齿顶圆 addendum circle	A 型	B 型		
			孔径 bore diameter	凸台 boss	孔径 bore diameter	总厚度 aggregate thickness
Z	Dp	Da	Dk	dm	Dk	L
41	16.330	17.030	1.500	6.000	1.500	3.750
42	16.727	17.430	1.500	6.000	1.500	3.750
43	17.125	17.830	1.500	6.000	1.500	3.750
44	17.522	18.230	1.500	6.000	1.500	3.750
45	17.920	18.630	1.500	6.000	1.500	3.750
46	18.318	19.020	1.500	6.000	1.500	4.000
47	18.715	19.420	1.500	6.000	1.500	4.000
48	19.113	19.820	1.500	6.000	1.500	4.000
49	19.510	20.220	1.500	6.000	1.500	4.000
50	19.908	20.620	1.500	6.000	1.500	4.000
51	20.306	21.020	1.500	6.000	1.500	4.000
52	20.703	21.410	1.500	6.000	1.500	4.000
53	21.101	21.810	1.500	6.000	1.500	4.000
54	21.499	22.210	1.500	6.000	1.500	4.000
55	21.896	22.610	1.500	7.000	1.500	4.000
56	22.294	23.010	1.500	7.000	1.500	4.000
57	22.692	23.410	1.500	7.000	1.500	4.000
58	23.089	23.800	1.500	7.000	1.500	4.000
59	23.487	24.200	1.500	7.000	1.500	4.000
60	23.885	24.600	1.500	7.000	1.500	4.000
62	24.680	25.400	1.500	7.500	1.500	4.500
64	25.476	26.190	1.500	7.500	1.500	4.500
66	26.271	26.990	1.500	7.500	1.500	4.500
68	27.066	27.790	1.500	7.500	1.500	4.500
70	27.862	28.580	1.500	7.500	1.500	4.500
72	28.657	29.380	1.500	7.500	1.500	4.500
74	29.453	30.180	1.500	7.500	1.500	4.500
76	30.249	30.970	1.500	7.500	1.500	4.500
78	31.044	31.770	1.500	7.500	1.500	4.500
90	35.818	36.550	1.500	7.500	1.500	4.500
82	32.635	33.360	1.500	7.500	1.500	4.500
84	33.431	34.160	1.500	7.500	1.500	4.500
86	34.226	34.950	1.500	7.500	1.500	4.500
90	35.818	36.550	1.500	7.500	1.500	4.500

注：1. 外形尺寸按上表，齿部参数在不指明的情况按照 ISO 606 加工。其余标准：DIN 8187/ BS 228 /JIS 1802
2. 材质：不指定则为 45 GB/T699
3. 带 “*” 的凸缘为焊接件。

B 系列滚子链轮 Sprocket For Roller Chain-B Series

单排链轮 3/8"X7/32" ISO/R 06B-1 3分 Sprockets for Roller Chains-Simplex

配套链条尺寸 Chain Size

节距 Pitch	9.525mm
滚子直径 Roller	6.350mm
内节内宽 Internal width	5.720mm

链轮尺寸 Sprocket Size

齿端圆弧R3 Tooth radius	10.00mm
圆弧深度C Radius width	01.00mm
齿宽B1 Tooth width	05.30mm

A 型

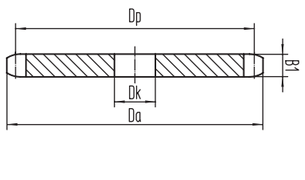

B 型

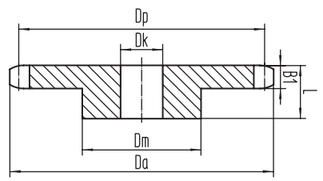

齿数 tooth number	节圆径 Pitch diameter	齿顶圆 addendum circle	A 型 孔径 bore diameter	B 型 凸台 boss	B 型 孔径 bore diameter	B 型 总厚度 aggregate thickness
Z	Dp	Da	Dk	dm	Dk	L
7	21.96	24.9	6	15	6	22
8	24.9	28.1	6	15	6	22
9	27.85	31.3	8	18	8	22
10	30.83	34.5	8	20	8	22
11	33.81	37.6	8	22	8	25
12	36.81	40.7	8	25	8	25
13	39.81	43.8	8	28	10	25
14	42.81	46.9	8	31	10	25
15	45.82	50.0	8	34	10	25
16	48.83	53.0	10	37	10	28
17	51.84	56.1	10	40	10	28
18	54.86	59.2	10	43	10	28
19	57.87	62.2	10	45	10	28
20	60.89	65.3	10	46	10	28
21	63.91	68.3	10	48	12	28
22	66.93	71.4	10	50	12	28
23	69.96	74.4	10	52	12	28
24	72.98	77.5	10	54	12	28
25	76	80.5	10	57	12	28
26	79.03	83.6	10	60	12	28
27	82.05	86.6	10	60	12	28
28	85.08	89.7	10	60	12	28
29	88.1	92.7	10	60	12	28
30	91.13	95.8	10	60	12	30
31	94.16	98.8	12	65	14	30
32	97.18	101.9	12	65	14	30
33	100.21	104.9	12	65	14	30
34	103.24	107.9	12	65	14	30
35	106.26	111.0	12	65	14	30
36	109.29	114.0	12	70	16	30
37	112.32	117.1	12	70	16	30
38	115.35	120.1	12	70	16	30
39	118.38	123.1	12	70	16	30
40	121.41	126.2	12	70	16	30

齿数 tooth number	节圆径 Pitch diameter	齿顶圆 addendum circle	A 型 孔径 bore diameter	B 型 凸台 boss	B 型 孔径 bore diameter	B 型 总厚度 aggregate thickness
Z	Dp	Da	Dk	dm	Dk	L
41	124.43	129.2	16	70	16	30
42	127.46	132.2	16	70	16	30
43	130.49	135.3	16	70	16	30
44	133.52	138.3	16	70	20	30
45	136.55	141.4	16	70	20	30
46	139.58	144.4	16	70	20	30
47	142.61	147.4	16	70	20	30
48	145.64	150.5	16	75	20	30
49	148.67	153.5	16	75	20	30
50	151.7	156.5	16	75	20	30
51	154.73	159.6	16	75	20	30
52	157.76	162.6	16	75	20	30
53	160.79	165.6	16	75	20	30
54	163.82	168.7	16	75	20	30
55	166.85	171.7	16	75	20	30
56	169.88	174.8	16	75	20	30
57	172.91	177.8	16	75	20	30
60	182	186.9	16	75	20	30
67	203.22	208.1	20	75	20	30
69	209.28	214.2	20	75	20	30
70	212.31	217.2	20	75	20	30
72	218.37	223.3	20	75	20	30
75	227.46	232.4	20	75	20	30
76	230.5	235.4	20	75	20	30
78	236.56	241.5	20	75	20	30
80	242.62	247.6	20	75	20	30
85	257.78	262.7	20	75	20	30
90	272.93	277.9	20	75	20	30
95	288.09	293.1	20	75	20	30
100	303.25	308.2	20	75	20	30
110	333.56	338.6	20	75	20	30
114	345.69	350.7	20	75	20	30
120	363.87	368.9	20	75	20	30
125	379.03	384.1	20	75	20	30

注：1. 外形尺寸按上表，齿部参数在不指明的情况按照 ISO 606 加工。其余标准：DIN 8187/ BS 228 /JIS 1802
2. 材质：不指定则为 45 GB/T699
3. 带“*”的凸缘为焊接件。

双排链轮 3/8"X7/32" ISO/R 06B-2 3分 Sprockets for Roller Chains-Duplex

配套链条尺寸 Chain Size

节距 Pitch	9.525mm
滚子直径 Roller	6.350mm
内节内宽 Internal width	5.720mm

链轮尺寸 Sprocket Size

齿端圆弧R3 Tooth radius	10.00mm
圆弧深度C Radius width	01.00mm
齿宽 B1 Tooth width	05.20mm
排间距 Pt Row spacing	10.24mm
总厚度 B2 Total length	15.40mm

A 型

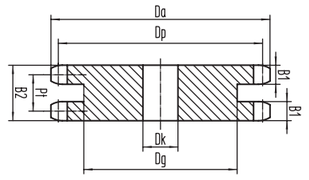

B 型

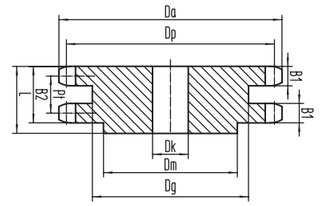

齿数 tooth number	节圆径 Pitch diameter	齿顶圆 addendum circle	A 型 孔径 bore diameter	B 型 凸台 boss	B 型 孔径 bore diameter	B 型 总厚度 aggregate thickness
Z	Dp	Da	Dk	dm	Dk	L
7	21.96	24.9	8	13	8	22
8	24.9	28.1	8	15	8	22
9	27.85	31.3	8	18	8	22
10	30.83	34.5	8	20	10	22
11	33.81	37.6	10	22	10	25
12	36.81	40.7	10	25	10	25
13	39.81	43.8	10	28	10	25
14	42.81	46.9	10	31	10	25
15	45.82	50.0	10	34	10	25
16	48.83	53.0	12	37	12	30
17	51.84	56.1	12	40	12	30
18	54.86	59.2	12	43	12	30
19	57.87	62.2	12	46	12	30
20	60.89	65.3	12	49	12	30
21	63.91	68.3	12	52	12	30
22	66.93	71.4	12	55	12	30
23	69.96	74.4	12	58	12	30
24	72.98	77.5	12	61	12	30
25	76	80.5	12	64	12	30
26	79.03	83.6	12	67	12	30
27	82.05	86.6	12	70	12	30
28	85.08	89.7	12	73	12	30
29	88.1	92.7	12	76	12	30
30	91.13	95.8	12	79	12	30
31	94.16	98.8	14	80	16	30
32	97.18	101.9	14	80	16	30
33	100.21	104.9	14	80	16	30
34	103.24	107.9	14	80	16	30
35	106.26	111.0	14	80	16	30
36	109.29	114.0	14	90	16	30
37	112.32	117.1	14	90	16	30
38	115.35	120.1	14	90	16	30
39	118.38	123.1	14	90	16	30
40	121.41	126.2	14	90	16	30

齿数 tooth number	节圆径 Pitch diameter	齿顶圆 addendum circle	A 型 孔径 bore diameter	B 型 凸台 boss	B 型 孔径 bore diameter	B 型 总厚度 aggregate thickness
Z	Dp	Da	Dk	dm	Dk	L
41	124.43	129.2	16	90	20	35
42	127.46	132.2	16	90	20	35
43	130.49	135.3	16	90	20	35
44	133.52	138.3	16	90	20	35
45	136.55	141.4	16	90	20	35
46	139.58	144.4	16	90	20	35
47	142.61	147.4	16	90	20	35
48	145.64	150.5	16	90	20	35
49	148.67	153.5	16	90	20	35
50	151.7	156.5	16	90	20	35
51	154.73	159.6	16	90	20	35
52	157.76	162.6	16	90	20	35
53	160.79	165.6	16	90	20	35
54	163.82	168.7	16	90	20	35
55	166.85	171.7	16	90	20	35
56	169.88	174.8	16	90	20	35
57	172.91	177.8	16	90	20	35
60	182	186.9	16	90	20	35
67	203.22	208.1	20	90	20	35
69	209.28	214.2	20	90	20	35
70	212.31	217.2	20	90	20	35
72	218.37	223.3	20	90	20	35
75	227.46	232.4	20	90	20	38
76	230.5	235.4	20	90	20	38
78	236.56	241.5	20	90	20	38
80	242.62	247.6	20	90	20	38
85	257.78	262.7	20	95	25	38
90	272.93	277.9	20	95	25	38
95	288.09	293.1	20	95	25	38
100	303.25	308.2	20	95	25	38
110	333.56	338.6	20	95	25	38
114	345.69	350.7	20	95	25	38
120	363.87	368.9	20	95	25	38
125	379.03	384.1	20	95	25	38

注：1. 外形尺寸按上表，齿部参数在不指明的情况按照 ISO 606 加工。其余标准：DIN 8187/ BS 228 /JIS 1802
2. 材质：不指定则为 45 GB/T699
3. 带“*”的凸缘为焊接件。

B 系列滚子链轮 Sprocket For Roller Chain-B Series

三排链轮 3/8"X7/32" ISO/R 06B-3 3分 Sprockets for Roller Chains-Triplex

配套链条尺寸 Chain Size

节距 Pitch	9.525mm
滚子直径 Roller	6.350mm
内节内宽 Internal width	5.720mm

链轮尺寸 Sprocket Size

齿端圆弧R3 Tooth radius	10.00mm
圆弧深度C Radius width	01.00mm
齿宽 B1 Tooth width	05.00mm
排间距 Pt Row spacing	10.24mm
总厚度 B3 Total length	25.40mm

A 型

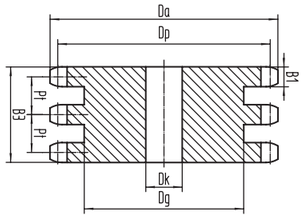

B 型

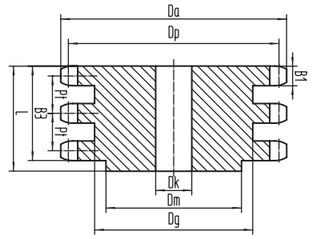

齿数 tooth number	节圆径 Pitch diameter	齿顶圆 addendum circle	A 型 孔径 bore diameter	B 型 凸台 boss	B 型 孔径 bore diameter	B 型 总厚度 aggregate thickness
Z	Dp	Da	Dk	dm	Dk	L
7	21.96	24.9	8	13	8	22
8	24.9	28.1	8	15	8	22
9	27.85	31.3	8	18	8	22
10	30.83	34.5	8	20	10	22
11	33.81	37.6	10	22	10	25
12	36.81	40.7	10	25	10	25
13	39.81	43.8	10	28	10	25
14	42.81	46.9	10	31	10	25
15	45.82	50.0	10	34	10	25
16	48.83	53.0	12	37	12	30
17	51.84	56.1	12	40	12	30
18	54.86	59.2	12	43	12	30
19	57.87	62.2	12	46	12	30
20	60.89	65.3	12	49	12	30
21	63.91	68.3	12	52	12	30
22	66.93	71.4	12	55	12	30
23	69.96	74.4	12	58	12	30
24	72.98	77.5	12	61	12	30
25	76	80.5	12	64	12	30
26	79.03	83.6	12	67	12	30
27	82.05	86.6	12	70	12	30
28	85.08	89.7	12	73	12	30
29	88.1	92.7	12	76	12	30
30	91.13	95.8	12	79	12	30
31	94.16	98.8	14	80	16	30
32	97.18	101.9	14	80	16	30
33	100.21	104.9	14	80	16	30
34	103.24	107.9	14	80	16	30
35	106.26	111.0	14	80	16	30
36	109.29	114.0	14	90	16	30
37	112.32	117.1	14	90	16	30
38	115.35	120.1	14	90	16	30
39	118.38	123.1	14	90	16	30
40	121.41	126.2	14	90	16	30

齿数 tooth number	节圆径 Pitch diameter	齿顶圆 addendum circle	A 型 孔径 bore diameter	B 型 凸台 boss	B 型 孔径 bore diameter	B 型 总厚度 aggregate thickness
Z	Dp	Da	Dk	dm	Dk	L
41	124.43	129.2	16	90	20	35
42	127.46	132.2	16	90	20	35
43	130.49	135.3	16	90	20	35
44	133.52	138.3	16	90	20	35
45	136.55	141.4	16	90	20	35
46	139.58	144.4	16	90	20	35
47	142.61	147.4	16	90	20	35
48	145.64	150.5	16	90	20	35
49	148.67	153.5	16	90	20	35
50	151.7	156.5	16	90	20	35
51	154.73	159.6	16	90	20	35
52	157.76	162.6	16	90	20	35
53	160.79	165.6	16	90	20	35
54	163.82	168.7	16	90	20	35
55	166.85	171.7	16	90	20	35
56	169.88	174.8	16	90	20	35
57	172.91	177.8	16	90	20	35
60	182	186.9	16	90	20	35
67	203.22	208.1	20	90	20	35
69	209.28	214.2	20	90	20	35
70	212.31	217.2	20	90	20	35
72	218.37	223.3	20	90	20	35
75	227.46	232.4	20	90	20	38
76	230.5	235.4	20	90	20	38
78	236.56	241.5	20	90	20	38
80	242.62	247.6	20	90	20	38
85	257.78	262.7	20	95	25	38
90	272.93	277.9	20	95	25	38
95	288.09	293.1	20	95	25	38
100	303.25	308.2	20	95	25	38
110	333.56	338.6	20	95	25	38
114	345.69	350.7	20	95	25	38
120	363.87	368.9	20	95	25	38
125	379.03	384.1	20	95	25	38

注：1. 外形尺寸按上表，齿部参数在不指明的情况按照 ISO 606 加工。其余标准：DIN 8187/ BS 228 /JIS 1802
2. 材质：不指定则为 45 GB/T699
3. 带“*”的凸缘为焊接件。

单排链轮 8mmX3mm ISO/R 05B-1 Sprockets for Roller Chains-Simplex

配套链条尺寸 Chain Size

节距 Pitch	8.0mm
滚子直径 Roller	5.0mm
内节内宽 Internal width	3.0mm

链轮尺寸 Sprocket Size

齿端圆弧R3 Tooth radius	8.0mm
圆弧深度C Radius width	1.0mm
齿宽B1 Tooth width	2.8mm

A 型

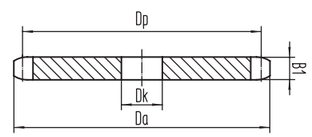

B 型

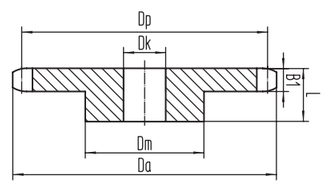

齿数 tooth number	节圆径 Pitch diameter	齿顶圆 addendum circle	A 型 孔径 bore diameter	B 型 凸台 boss	B 型 孔径 bore diameter	B 型 总厚度 aggregate thickness
Z	Dp	Da	Dk	dm	Dk	L
7	18.44	20.9	6	12	6	12
8	20.91	23.6	6	13	6	12
9	23.4	26.3	6	15	6	12
10	25.89	28.9	8	17	8	12
11	28.4	31.6	8	18	8	13
12	30.91	34.2	8	20	8	13
13	33.43	36.8	8	23	8	13
14	35.96	39.4	8	25	8	13
15	38.48	42.0	8	28	8	13
16	41.01	44.5	8	30	8	14
17	43.54	47.1	8	30	8	14
18	46.08	49.7	8	30	8	14
19	48.61	52.3	8	30	8	14
20	51.14	54.8	8	30	8	14
21	53.68	57.4	8	35	8	14
22	56.22	60.0	8	35	8	14
23	58.76	62.5	8	35	8	14
24	61.3	65.1	8	35	8	14
25	63.83	67.6	8	35	8	14
26	66.37	70.2	10	40	10	16
27	68.92	72.8	10	40	10	16
28	71.46	75.3	10	40	10	16
29	74	77.9	10	40	10	16
30	76.54	80.4	10	40	10	16
31	79.08	83.0	10	40	10	16
32	81.62	85.5	10	40	10	16
33	84.17	88.1	10	40	10	16
34	86.71	90.7	10	40	10	16
35	89.25	93.2	10	40	10	16
36	91.79	95.8	10	40	10	16
37	94.34	98.3	10	40	10	16
38	96.88	100.9	10	40	10	16
39	99.43	103.4	10	40	10	16
40	101.97	106.0	10	40	10	16

齿数 tooth number	节圆径 Pitch diameter	齿顶圆 addendum circle	A 型 孔径 bore diameter	B 型 凸台 boss	B 型 孔径 bore diameter	B 型 总厚度 aggregate thickness
Z	Dp	Da	Dk	dm	Dk	L
41	104.51	108.5	12	40	10	16
42	107.06	111.1	12	40	10	16
43	109.6	113.6	12	40	10	16
44	112.15	116.2	12	40	10	16
45	114.69	118.7	12	60	12	20
46	117.23	121.3	12	60	12	20
47	119.78	123.8	12	60	12	20
48	122.32	126.4	12	60	12	20
49	124.87	128.9	14	60	12	20
50	127.41	131.5	14	60	12	20
51	129.96	134	14	60	12	20
52	132.5	136.6	14	60	12	20
53	135.05	139.1	14	60	12	20
54	137.59	141.7	14	60	12	20
55	140.14	144.2	14	80	14	20
56	142.68	146.8	14	80	14	20
57	145.23	149.3	14	80	14	20
60	152.86	157	14	80	14	20
67	170.68	174.8	16	80	14	20
69	175.77	179.9	16	80	14	20
70	178.32	182.5	16	80	14	20
72	183.41	187.6	20	80	14	20
75	191.05	195.2	20	80	20	20
76	193.59	197.7	20	80	20	25
78	198.68	202.8	20	80	20	25
80	203.78	207.9	20	80	20	25
85	216.51	220.7	20	80	20	25
90	229.23	233.4	20	80	20	25
95	241.96	246.1	20	80	20	25
100	254.69	258.9	20	80	20	25
110	280.16	284.4	20	80	20	25
114	290.34	294.5	20	80	20	25
120	305.62	309.8	20		20	25
125	318.35	322.6	20		20	25

注：1. 外形尺寸按上表，齿部参数在不指明的情况按照 ISO 606 加工。其余标准：DIN 8187/ BS 228 /JIS 1802
2. 材质：不指定则为 45 GB/T699
3. 带“*”的凸缘为焊接件。

B 系列滚子链轮 Sprocket For Roller Chain-B Series

双排链轮 8mmX3mm ISO/R 05B-2 Sprockets for Roller Chains-Duplex

配套链条尺寸 Chain Size

节距 Pitch	8.00mm
滚子直径 Roller	5.00mm
内节内宽 Internal width	3.00mm

链轮尺寸 Sprocket Size

齿端圆弧R3 Tooth radius	8.00mm
圆弧深度C Radius width	1.00mm
齿宽 B1 Tooth width	2.70mm
排间距 Pt Row spacing	5.64mm
总厚度 B2 Total length	8.30mm

A 型

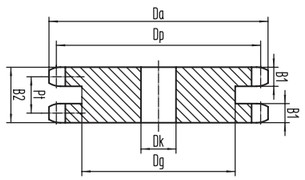

B 型

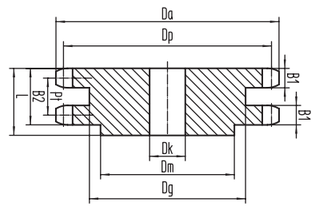

齿数 tooth number	节圆径 Pitch diameter	齿顶圆 addendum circle	A 型	B 型		
			孔径 bore diameter	凸台 boss	孔径 bore diameter	总厚度 aggregate thickness
Z	Dp	Da	Dk	dm	Dk	L
7	18.44	20.9	8	11	8	18
8	20.91	23.6	8	12	8	18
9	23.4	26.3	8	15	8	18
10	25.89	28.9	8	17	8	18
11	28.4	31.6	8	19	8	18
12	30.91	34.2	8	21	8	18
13	33.43	36.8	8	24	8	18
14	35.96	39.4	8	26	8	18
15	38.48	42.0	8	29	8	18
16	41.01	44.5	10	32	10	20
17	43.54	47.1	10	34	10	20
18	46.08	49.7	10	37	10	20
19	48.61	52.3	10	39	10	20
20	51.14	54.8	10	40	10	20
21	53.68	57.4	10	40	10	20
22	56.22	60.0	10	40	10	20
23	58.76	62.5	10	40	10	20
24	61.3	65.1	10	40	10	20
25	63.83	67.6	10	40	10	20
26	66.37	70.2	12	50	12	22
27	68.92	72.8	12	50	12	22
28	71.46	75.3	12	50	12	22
29	74	77.9	12	50	12	22
30	76.54	80.4	12	50	12	22
31	79.08	83.0	12	60	12	22
32	81.62	85.5	12	60	12	22
33	84.17	88.1	12	60	12	22
34	86.71	90.7	12	60	12	22
35	89.25	93.2	12	60	12	22
36	91.79	95.8	12	60	12	22
37	94.34	98.3	12	60	12	22
38	96.88	100.9	12	60	12	22
39	99.43	103.4	12	60	12	22
40	101.97	106.0	12	60	12	22

齿数 tooth number	节圆径 Pitch diameter	齿顶圆 addendum circle	A 型	B 型		
			孔径 bore diameter	凸台 boss	孔径 bore diameter	总厚度 aggregate thickness
Z	Dp	Da	Dk	dm	Dk	L
41	104.51	108.5	14	78	12	38
42	107.06	111.1	14	78	12	38
43	109.6	113.6	14	78	12	38
44	112.15	116.2	14	78	12	38
45	114.69	118.7	14	78	14	38
46	117.23	121.3	14	78	14	38
47	119.78	123.8	14	78	14	38
48	122.32	126.4	14	78	14	38
49	124.87	128.9	14	78	14	38
50	127.41	131.5	14	78	14	38
51	129.96	134	16	78	14	38
52	132.5	136.6	16	78	14	38
53	135.05	139.1	16	78	14	38
54	137.59	141.7	16	78	14	38
55	140.14	144.2	16	78	20	38
56	142.68	146.8	16	78	20	38
57	145.23	149.3	16	78	20	38
60	152.86	157	16	78	20	38
67	170.68	174.8	20	78	20	38
69	175.77	179.9	20	78	20	38
70	178.32	182.5	20	78	20	38
72	183.41	187.6	20	78	20	38
75	191.05	195.2	20	78	20	38
76	193.59	197.7	20	78	20	38
78	198.68	202.8	20	78	20	38
80	203.78	207.9	20	78	20	38
85	216.51	220.7	20	88	20	43
90	229.23	233.4	20	88	20	43
95	241.96	246.1	20	88	20	43
100	254.69	258.9	20	88	20	43
110	280.16	284.4	20	88	20	43
114	290.34	294.5	20	88	20	43
120	305.62	309.8	20	88	20	43
125	318.35	322.6	20	88	20	43

注：1. 外形尺寸按上表，齿部参数在不指明的情况按照 ISO 606 加工。其余标准：DIN 8187/ BS 228 /JIS 1802
2. 材质：不指定则为 45 GB/T699
3. 带“*”的凸缘为焊接件。

单排链轮 1/2"X5/16" ISO/R 08B 4分 Sprockets for Roller Chains-Simplex

配套链条尺寸 Chain Size

节距 Pitch	12.70mm
滚子直径 Roller	8.51mm
内节内宽 Internal width	7.75mm

链轮尺寸 Sprocket Size

齿端圆弧R3 Tooth radius	13.00mm
圆弧深度C Radius width	1.30mm
齿宽B1 Tooth width	7.30mm

A 型

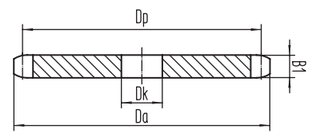

B 型

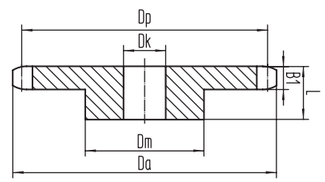

齿数 tooth number	节圆径 Pitch diameter	齿顶圆 addendum circle	A 型	B 型		
			孔径 bore diameter	凸台 boss	孔径 bore diameter	总厚度 aggregate thickness
Z	Dp	Da	Dk	dm	Dk	L
7	29.28	33.2	8	18	10	25
8	33.19	37.5	8	20	10	25
9	37.14	41.8	8	24	10	25
10	41.1	45.9	8	26	10	25
11	45.08	50.1	10	29	10	28
12	49.07	54.3	10	33	10	28
13	53.07	58.4	10	37	10	28
14	57.08	62.5	10	41	10	28
15	61.09	66.6	10	45	10	28
16	65.1	70.7	10	50	12	28
17	69.12	74.8	10	52	12	28
18	73.14	78.9	10	56	12	28
19	77.16	83.0	10	60	12	28
20	81.19	87.0	10	64	12	28
21	85.22	91.1	12	68	14	28
22	89.24	95.2	12	70	14	28
23	93.27	99.3	12	70	14	28
24	97.3	103.3	12	70	14	28
25	101.33	107.4	12	70	14	28
26	105.37	111.5	16	70	16	30
27	109.4	115.5	16	70	16	30
28	113.43	119.6	16	70	16	30
29	117.47	123.6	16	80	16	30
30	121.5	127.7	16	80	16	30
31	125.54	131.7	16	90	16	30
32	129.57	135.8	16	90	16	30
33	133.61	139.9	16	90	16	30
34	137.65	143.9	16	90	16	30
35	141.68	148.0	16	90	16	30
36	145.72	152.0	16	90	16	35
37	149.76	156.1	16	90	16	35
38	153.8	160.1	16	90	16	35
39	157.83	164.2	16	90	16	35
40	161.87	168.2	16	90	20	35

齿数 tooth number	节圆径 Pitch diameter	齿顶圆 addendum circle	A 型	B 型		
			孔径 bore diameter	凸台 boss	孔径 bore diameter	总厚度 aggregate thickness
Z	Dp	Da	Dk	dm	Dk	L
41	165.91	172.3	20	*90	20	35
42	169.95	176.3	20	*90	20	35
43	173.99	180.4	20	*90	20	35
44	178.03	184.4	20	*90	20	35
45	182.07	188.5	20	*90	20	35
46	186.11	192.5	20	*90	20	35
47	190.15	196.6	20	*90	20	35
48	194.19	200.6	20	*100	20	35
49	198.23	204.7	20	*100	20	35
50	202.26	208.7	20	*100	20	35
51	206.3	212.8	20	*100	20	35
52	210.34	216.8	20	*100	20	35
53	214.38	220.9	20	*100	20	35
54	218.43	224.9	20	*100	20	35
55	222.47	229	20	*100	20	35
56	226.51	233	20	*100	20	35
57	230.55	237	20	*100	20	35
60	242.67	249.2	20	*100	20	35
67	270.95	277.5	25	*100	20	35
69	279.04	285.6	25	*100	20	35
70	283.08	289.6	25	*100	20	35
72	291.16	297.7	25	*100	20	35
75	303.28	309.9	25	*100	20	35
76	307.33	313.9	25	*100	20	35
78	315.41	322	25	*100	20	35
80	323.49	330.1	25	*100	20	35
85	343.7	350.3	25	*100	25	35
90	363.91	370.5	25	*100	25	35
95	384.12	390.8	25	*100	25	35
100	404.33	411	25	*100	25	35
110	444.74	451.4	25	*100	25	35
114	460.91	467.6	25	*100	25	35
120	485.16	491.9	25	*100	25	35
125	505.38	512.1	25	*100	25	35

注：1. 外形尺寸按上表，齿部参数在不指明的情况按照 ISO 606 加工。其余标准：DIN 8187/ BS 228 /JIS 1802
2. 材质：不指定则为 45 GB/T699
3. 带“*”的凸缘为焊接件。

B 系列滚子链轮 Sprocket For Roller Chain-B Series

双排链轮 1/2"X5/16" ISO/R 08B 4 分 Sprockets for Roller Chains-Duplex

配套链条尺寸 Chain Size

节距 Pitch	12.70mm
滚子直径 Roller	8.51mm
内节内宽 Internal width	7.75mm

链轮尺寸 Sprocket Size

齿端圆弧R3 Tooth radius	13.00mm
圆弧深度C Radius width	1.30mm
齿宽 B1 Tooth width	7.20mm
排间距 Pt Row spacing	13.92mm
总厚度 B2 Total length	21.10mm

A 型

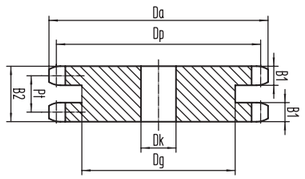

B 型

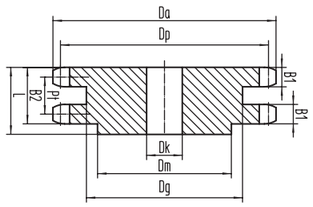

齿数 tooth number	节圆径 Pitch diameter	齿顶圆 addendum circle	A 型	B 型		
			孔径 bore diameter	凸台 boss	孔径 bore diameter	总厚度 aggregate thickness
Z	Dp	Da	Dk	dm	Dk	L
7	29.28	33.2	10	18	10	32
8	33.19	37.5	10	20	10	32
9	37.14	41.8	10	24	10	32
10	41.1	45.9	10	28	10	32
11	45.08	50.1	10	32	12	35
12	49.07	54.3	10	35	12	35
13	53.07	58.4	10	38	12	35
14	57.08	62.5	10	42	12	35
15	61.09	66.6	10	46	12	35
16	65.1	70.7	12	50	14	35
17	69.12	74.8	12	54	14	35
18	73.14	78.9	12	58	14	35
19	77.16	83.0	12	62	14	35
20	81.19	87.0	12	66	14	35
21	85.22	91.1	16	70	16	40
22	89.24	95.2	16	70	16	40
23	93.27	99.3	16	70	16	40
24	97.3	103.3	16	75	16	40
25	101.33	107.4	16	80	16	40
26	105.37	111.5	16	85	20	40
27	109.4	115.5	16	85	20	40
28	113.43	119.6	16	90	20	40
29	117.47	123.6	16	95	20	40
30	121.5	127.7	16	100	20	40
31	125.54	131.7	16	100	20	40
32	129.57	135.8	16	100	20	40
33	133.61	139.9	16	100	20	40
34	137.65	143.9	16	100	20	40
35	141.68	148.0	16	100	20	40
36	145.72	152.0	20	110	20	40
37	149.76	156.1	20	110	20	40
38	153.8	160.1	20	110	20	40
39	157.83	164.2	20	110	20	40
40	161.87	168.2	20	110	20	40

齿数 tooth number	节圆径 Pitch diameter	齿顶圆 addendum circle	A 型	B 型		
			孔径 bore diameter	凸台 boss	孔径 bore diameter	总厚度 aggregate thickness
Z	Dp	Da	Dk	dm	Dk	L
41	165.91	172.3	20	*110	20	45
42	169.95	176.3	20	*110	20	45
43	173.99	180.4	20	*110	20	45
44	178.03	184.4	20	*110	20	45
45	182.07	188.5	20	*110	20	45
46	186.11	192.5	20	*110	20	45
47	190.15	196.6	20	*110	20	45
48	194.19	200.6	20	*110	20	45
49	198.23	204.7	20	*110	20	45
50	202.26	208.7	20	*110	20	45
51	206.3	212.8	20	*110	25	45
52	210.34	216.8	20	*110	25	45
53	214.38	220.9	20	*110	25	45
54	218.43	224.9	20	*110	25	45
55	222.47	229	20	*110	25	45
56	226.51	233	20	*110	25	45
57	230.55	237	20	*110	25	45
60	242.67	249.2	20	*110	25	45
67	270.95	277.5	25	*110	25	45
69	279.04	285.6	25	*110	25	45
70	283.08	289.6	25	*110	25	45
72	291.16	297.7	25	*110	25	45
75	303.28	309.9	25	*110	25	45
76	307.33	313.9	25	*120	30	45
78	315.41	322	25	*120	30	45
80	323.49	330.1	25	*120	30	45
85	343.7	350.3	25	*120	30	45
90	363.91	370.5	25	*120	30	45
95	384.12	390.8	25	*120	30	45
100	404.33	411	25	*120	30	45
110	444.74	451.4	25	*120	30	45
114	460.91	467.6	25	*120	30	45
120	485.16	491.9	25	*120	30	45
125	505.38	512.1	25	*120	30	45

注：1. 外形尺寸按上表，齿部参数在不指明的情况按照 ISO 606 加工。其余标准：DIN 8187/ BS 228 /JIS 1802
2. 材质：不指定则为 45 GB/T699
3. 带“*”的凸缘为焊接件。

三排链轮 1/2"X5/16" ISO/R 08B 4分 Sprockets for Roller Chains-Triplex

配套链条尺寸 Chain Size

节距 Pitch	12.70mm
滚子直径 Roller	8.51mm
内节内宽 Internal width	7.75mm

链轮尺寸 Sprocket Size

齿端圆弧R3 Tooth radius	13.00mm
圆弧深度C Radius width	1.30mm
齿宽 B1 Tooth width	7.20mm
排间距 Pt Row spacing	13.92mm
总厚度 B3 Total length	35.00mm

A 型

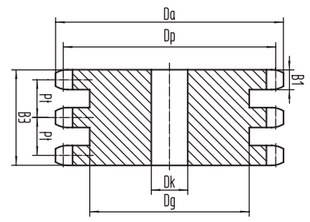

B 型

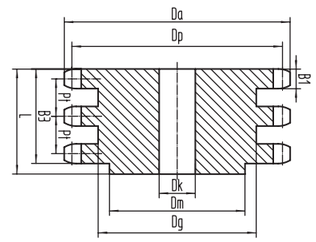

齿数 tooth number	节圆径 Pitch diameter	齿顶圆 addendum circle	A 型	B 型		
			孔径 bore diameter	凸台 boss	孔径 bore diameter	总厚度 aggregate thickness
Z	Dp	Da	Dk	dm	Dk	L
7	29.28	33.2	10	18	10	46
8	33.19	37.5	10	20	10	46
9	37.14	41.8	10	24	12	46
10	41.1	45.9	10	28	12	46
11	45.08	50.1	12	32	14	50
12	49.07	54.3	12	35	14	50
13	53.07	58.4	12	38	14	50
14	57.08	62.5	12	42	14	50
15	61.09	66.6	12	46	14	50
16	65.1	70.7	16	50	16	50
17	69.12	74.8	16	54	16	50
18	73.14	78.9	16	58	16	50
19	77.16	83.0	16	62	16	50
20	81.19	87.0	16	66	16	50
21	85.22	91.1	16	70	20	55
22	89.24	95.2	16	70	20	55
23	93.27	99.3	16	70	20	55
24	97.3	103.3	16	75	20	55
25	101.33	107.4	16	80	20	55
26	105.37	111.5	16	85	20	55
27	109.4	115.5	16	85	20	55
28	113.43	119.6	16	90	20	55
29	117.47	123.6	16	95	20	55
30	121.5	127.7	16	100	20	55
31	125.54	131.7	20	110	20	55
32	129.57	135.8	20	120	20	55
33	133.61	139.9	20	120	20	55
34	137.65	143.9	20	120	20	55
35	141.68	148.0	20	120	20	55
36	145.72	152.0	20	120	25	55
37	149.76	156.1	20	120	25	60
38	153.8	160.1	20	120	25	60
39	157.83	164.2	20	120	25	60
40	161.87	168.2	20	120	25	60

齿数 tooth number	节圆径 Pitch diameter	齿顶圆 addendum circle	A 型	B 型		
			孔径 bore diameter	凸台 boss	孔径 bore diameter	总厚度 aggregate thickness
Z	Dp	Da	Dk	dm	Dk	L
41	165.91	172.3	20	*120	25	60
42	169.95	176.3	20	*120	25	60
43	173.99	180.4	20	*120	25	60
44	178.03	184.4	20	*120	25	60
45	182.07	188.5	20	*120	25	60
46	186.11	192.5	20	*120	25	60
47	190.15	196.6	20	*120	25	60
48	194.19	200.6	20	*120	25	60
49	198.23	204.7	20	*120	25	60
50	202.26	208.7	20	*120	25	60
51	206.3	212.8	25	*120	25	60
52	210.34	216.8	25	*120	25	60
53	214.38	220.9	25	*120	25	60
54	218.43	224.9	25	*120	25	60
55	222.47	229	25	*120	25	60
56	226.51	233	25	*120	25	60
57	230.55	237	25	*120	25	60
60	242.67	249.2	25	*130	25	65
67	270.95	277.5	25	*130	25	65
69	279.04	285.6	25	*130	25	65
70	283.08	289.6	25	*130	25	65
72	291.16	297.7	25	*130	25	65
75	303.28	309.9	25	*130	30	65
76	307.33	313.9	25	*130	30	65
78	315.41	322	25	*130	30	65
80	323.49	330.1	25	*130	30	65
85	343.7	350.3	25	*130	30	65
90	363.91	370.5		*130	30	65
95	384.12	390.8		*130	30	65
100	404.33	411		*130	30	65
110	444.74	451.4		*130	30	65
114	460.91	467.6		*130	30	65
120	485.16	491.9		*130	30	65
125	505.38	512.1		*130	30	65

注：1. 外形尺寸按上表，齿部参数在不指明的情况按照 ISO 606 加工。其余标准：DIN 8187/ BS 228 /JIS 1802
2. 材质：不指定则为 45 GB/T699
3. 带“*”的凸缘为焊接件。

B 系列滚子链轮 Sprocket For Roller Chain-B Series

单排链轮 5/8"X3/8" ISO/R 10B 5 分 Sprockets for Roller Chains-Simplex

配套链条尺寸 Chain Size

节距 Pitch	15.875mm
滚子直径 Roller	10.160mm
内节内宽 Internal width	9.650mm

链轮尺寸 Sprocket Size

齿端圆弧R3 Tooth radius	17.00mm
圆弧深度C Radius width	1.60mm
齿宽B1 Tooth width	9.10mm

A 型

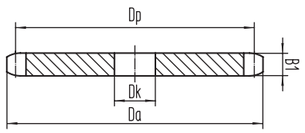

B 型

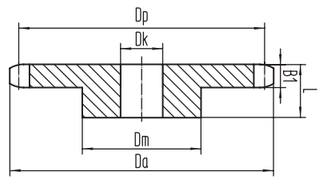

齿数 tooth number	节圆径 Pitch diameter	齿顶圆 addendum circle	A 型	B 型		
			孔径 bore diameter	凸台 boss	孔径 bore diameter	总厚度 aggregate thickness
Z	Dp	Da	Dk	dm	Dk	L
7	36.59	41.5	10	20	12	25
8	41.49	46.9	10	25	12	25
9	46.42	52.2	10	30	12	25
10	51.38	57.4	10	35	12	25
11	56.35	62.6	10	37	12	30
12	61.34	67.8	10	42	12	30
13	66.34	73.0	10	47	12	30
14	71.35	78.1	10	52	12	30
15	76.36	83.3	10	57	12	30
16	81.38	88.4	12	60	12	30
17	86.4	93.5	12	60	12	30
18	91.43	98.6	12	70	14	30
19	96.45	103.7	12	70	14	30
20	101.49	108.8	12	75	14	30
21	106.52	113.9	12	75	16	30
22	111.55	119.0	12	80	16	30
23	116.59	124.1	12	80	16	30
24	121.63	129.2	12	80	16	30
25	126.67	134.2	12	80	16	30
26	131.71	139.3	16	85	20	35
27	136.75	144.4	16	85	20	35
28	141.79	149.5	16	90	20	35
29	146.83	154.5	16	90	20	35
30	151.88	159.6	16	90	20	35
31	156.92	164.7	16	95	20	35
32	161.97	169.8	16	95	20	35
33	167.01	174.8	16	95	20	35
34	172.06	179.9	16	95	20	35
35	177.1	185.0	16	95	20	35
36	182.15	190.0	20	100	20	35
37	187.2	195.1	20	100	20	35
38	192.24	200.2	20	100	20	35
39	197.29	205.2	20	100	20	35
40	202.34	210.3	20	100	20	35

齿数 tooth number	节圆径 Pitch diameter	齿顶圆 addendum circle	A 型	B 型		
			孔径 bore diameter	凸台 boss	孔径 bore diameter	总厚度 aggregate thickness
Z	Dp	Da	Dk	dm	Dk	L
41	207.39	215.3	20	*100	20	40
42	212.44	220.4	20	*100	20	40
43	217.48	225.5	20	*100	20	40
44	222.53	230.5	20	*100	20	40
45	227.58	235.6	20	*100	20	40
46	232.63	240.7	20	*100	20	40
47	237.68	245.7	20	*100	20	40
48	242.73	250.8	25	*100	25	40
49	247.78	255.8	25	*100	25	40
50	252.83	260.9	25	*100	25	40
51	257.88	266	25	*100	25	40
52	262.93	271	25	*100	25	40
53	267.98	276.1	25	*100	25	40
54	273.03	281.1	25	*100	25	40
55	278.08	286.2	25	*100	25	44
56	283.13	291.3	25	*100	25	44
57	288.18	296.3	30	*100	25	44
60	303.33	311.5	30	*100	25	44
67	338.69	346.9	30	*100	25	44
69	348.79	357	30	*100	25	44
70	353.85	362.1	30	*100	25	44
72	363.95	372.2	30	*100	25	44
75	379.1	387.3	30	*100	25	44
76	384.16	392.4	30	*100	25	44
78	394.26	402.5	30	*100	25	44
80	404.36	412.6	30	*100	25	44
85	429.62	437.9	30	*100	25	44
90	454.88	463.2	30	*100	25	44
95	480.14	488.4	30	*100	25	44
100	505.41	513.7	30	*100	25	44
110	555.93	564.3	30	*100	25	44
114	576.14	584.5	30	*100	25	44
120	606.45	614.8	30	*100	25	44
125	631.72	640.1	30	*100	25	44

注：1. 外形尺寸按上表，齿部参数在不指明的情况按照 ISO 606 加工。其余标准：DIN 8187/ BS 228 /JIS 1802
2. 材质：不指定则为 45 GB/T699
3. 带 “*” 的凸缘为焊接件。

双排链轮 5/8"X3/8" ISO/R 10B 5分 Sprockets for Roller Chains-Duplex

配套链条尺寸 Chain Size

节距 Pitch	15.875mm
滚子直径 Roller	10.160mm
内节内宽 Internal width	9.650mm

链轮尺寸 Sprocket Size

齿端圆弧R3 Tooth radius	17.00mm
圆弧深度C Radius width	1.60mm
齿宽 B1 Tooth width	8.90mm
排间距 Pt Row spacing	16.59mm
总厚度 B2 Total length	25.40mm

A 型

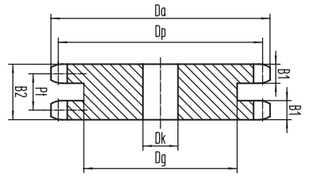

B 型

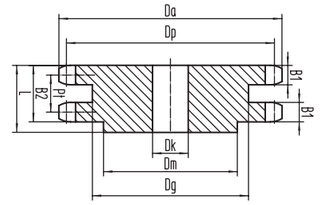

齿数 tooth number	节圆径 Pitch diameter	齿顶圆 addendum circle	A 型	B 型		
			孔径 bore diameter	凸台 boss	孔径 bore diameter	总厚度 aggregate thickness
Z	Dp	Da	Dk	dm	Dk	L
7	36.59	41.5	10	20	12	40
8	41.49	46.9	10	25	12	40
9	46.42	52.2	10	30	12	40
10	51.38	57.4	10	35	12	40
11	56.35	62.6	12	37	14	40
12	61.34	67.8	12	44	14	40
13	66.34	73.0	12	49	14	40
14	71.35	78.1	12	53	14	40
15	76.36	83.3	12	59	14	40
16	81.38	88.4	12	63	16	45
17	86.4	93.5	12	69	16	45
18	91.43	98.6	12	73	16	45
19	96.45	103.7	12	79	16	45
20	101.49	108.8	12	84	16	45
21	106.52	113.9	12	85	16	45
22	111.55	119.0	12	90	16	45
23	116.59	124.1	12	95	16	45
24	121.63	129.2	12	100	16	45
25	126.67	134.2	12	105	16	45
26	131.71	139.3	16	110	20	45
27	136.75	144.4	16	110	20	45
28	141.79	149.5	16	115	20	45
29	146.83	154.5	16	115	20	45
30	151.88	159.6	16	120	20	45
31	156.92	164.7	16	120	20	45
32	161.97	169.8	16	120	20	45
33	167.01	174.8	16	120	20	45
34	172.06	179.9	16	120	20	45
35	177.1	185.0	16	120	20	45
36	182.15	190.0	20	120	20	45
37	187.2	195.1	20	120	20	50
38	192.24	200.2	20	120	20	50
39	197.29	205.2	20	120	20	50
40	202.34	210.3	20	120	30	50

齿数 tooth number	节圆径 Pitch diameter	齿顶圆 addendum circle	A 型	B 型		
			孔径 bore diameter	凸台 boss	孔径 bore diameter	总厚度 aggregate thickness
Z	Dp	Da	Dk	dm	Dk	L
41	207.39	215.3	20	*120	30	50
42	212.44	220.4	20	*120	30	50
43	217.48	225.5	20	*120	30	50
44	222.53	230.5	20	*120	30	50
45	227.58	235.6	20	*120	30	50
46	232.63	240.7	25	*120	30	60
47	237.68	245.7	25	*120	30	60
48	242.73	250.8	25	*120	30	60
49	247.78	255.8	25	*120	30	60
50	252.83	260.9	25	*120	30	60
51	257.88	266	25	*120	30	60
52	262.93	271	25	*120	30	60
53	267.98	276.1	25	*120	30	60
54	273.03	281.1	25	*120	30	60
55	278.08	286.2	25	*120	30	60
56	283.13	291.3	25	*120	30	60
57	288.18	296.3	25	*120	30	60
60	303.33	311.5	25	*120	30	60
67	338.69	346.9	25	*120	30	60
69	348.79	357	25	*120	30	60
70	353.85	362.1	25	*120	30	60
72	363.95	372.2	25	*120	30	60
75	379.1	387.3	25	*120	30	60
76	384.16	392.4	25	*120	30	60
78	394.26	402.5	25	*120	30	60
80	404.36	412.6	25	*120	30	60
85	429.62	437.9	30	*130	30	60
90	454.88	463.2	30	*130	30	60
95	480.14	488.4	30	*130	30	60
100	505.41	513.7	30	*130	30	60
110	555.93	564.3	30	*130	30	60
114	576.14	584.5	30	*130	30	60
120	606.45	614.8	30	*130	30	60
125	631.72	640.1	30	*130	30	60

注：1. 外形尺寸按上表，齿部参数在不指明的情况按照 ISO 606 加工。其余标准：DIN 8187/ BS 228 /JIS 1802
2. 材质：不指定则为 45 GB/T699
3. 带 “*” 的凸缘为焊接件。

B 系列滚子链轮 Sprocket For Roller Chain-B Series

三排链轮 5/8"X3/8" ISO/R 10B 5分 Sprockets for Roller Chains-Triplex

配套链条尺寸 Chain Size

节距 Pitch	15.875mm
滚子直径 Roller	10.160mm
内节内宽 Internal width	9.650mm

链轮尺寸 Sprocket Size

齿端圆弧R3 Tooth radius	17.00mm
圆弧深度C Radius width	1.60mm
齿宽 B1 Tooth width	8.90mm
排间距 Pt Row spacing	16.59mm
总厚度 B3 Total length	42.00mm

A 型

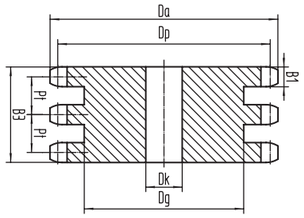

B 型

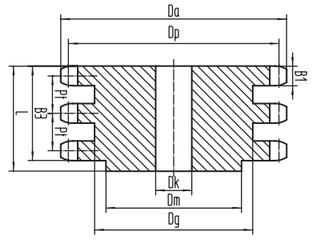

齿数 tooth number	节圆径 Pitch diameter	齿顶圆 addendum circle	A 型 孔径 bore diameter	B 型 凸台 boss	B 型 孔径 bore diameter	B 型 总厚度 aggregate thickness
Z	Dp	Da	Dk	dm	Dk	L
7	36.59	41.5	12	20	12	55
8	41.49	46.9	12	25	12	55
9	46.42	52.2	12	30	12	55
10	51.38	57.4	12	35	16	55
11	56.35	62.6	12	37	16	55
12	61.34	67.8	12	43	16	55
13	66.34	73.0	12	48	16	55
14	71.35	78.1	12	53	16	55
15	76.36	83.3	12	58	16	55
16	81.38	88.4	16	63	16	60
17	86.4	93.5	16	68	16	60
18	91.43	98.6	16	73	16	60
19	96.45	103.7	16	79	16	60
20	101.49	108.8	16	84	16	60
21	106.52	113.9	16	85	20	60
22	111.55	119.0	16	90	20	60
23	116.59	124.1	16	95	20	60
24	121.63	129.2	16	100	20	60
25	126.67	134.2	16	105	20	60
26	131.71	139.3	20	110	20	60
27	136.75	144.4	20	110	20	60
28	141.79	149.5	20	115	20	60
29	146.83	154.5	20	115	20	60
30	151.88	159.6	20	120	20	60
31	156.92	164.7	20	120	20	60
32	161.97	169.8	20	120	20	60
33	167.01	174.8	20	120	20	60
34	172.06	179.9	20	120	20	60
35	177.1	185.0	20	120	20	60
36	182.15	190.0	25	120	30	60
37	187.2	195.1	25	120	30	60
38	192.24	200.2	25	120	30	60
39	197.29	205.2	25	120	30	60
40	202.34	210.3	25	120	30	75

齿数 tooth number	节圆径 Pitch diameter	齿顶圆 addendum circle	A 型 孔径 bore diameter	B 型 凸台 boss	B 型 孔径 bore diameter	B 型 总厚度 aggregate thickness
Z	Dp	Da	Dk	dm	Dk	L
41	207.39	215.3	25	*120	35	75
42	212.44	220.4	25	*120	35	75
43	217.48	225.5	25	*120	35	75
44	222.53	230.5	25	*120	35	75
45	227.58	235.6	25	*120	35	75
46	232.63	240.7	25	*120	35	75
47	237.68	245.7	25	*120	35	75
48	242.73	250.8	25	*120	35	75
49	247.78	255.8	25	*120	35	75
50	252.83	260.9	25	*120	35	75
51	257.88	266	25	*120	35	75
52	262.93	271	25	*120	35	75
53	267.98	276.1	25	*120	35	75
54	273.03	281.1	25	*120	35	75
55	278.08	286.2	25	*120	35	75
56	283.13	291.3	25	*120	35	75
57	288.18	296.3	25	*120	35	75
60	303.33	311.5	25	*120	35	75
67	338.69	346.9	30	*120	35	90
69	348.79	357	30	*120	35	90
70	353.85	362.1	30	*120	35	90
72	363.95	372.2	30	*120	35	90
75	379.1	387.3	30	*120	35	90
76	384.16	392.4	30	*120	35	90
78	394.26	402.5	30	*120	35	90
80	404.36	412.6	30	*120	35	90
85	429.62	437.9	30	*120	35	95
90	454.88	463.2	30	*120	35	95
95	480.14	488.4	30	*120	35	95
100	505.41	513.7	30	*120	35	95
110	555.93	564.3	30	*120	35	95
114	576.14	584.5	30	*120	35	95
120	606.45	614.8	30	*120	35	95
125	631.72	640.1	30	*120	35	95

注：1. 外形尺寸按上表，齿部参数在不指明的情况按照 ISO 606 加工。其余标准：DIN 8187/ BS 228 /JIS 1802
2. 材质：不指定则为 45 GB/T699
3. 带“*”的凸缘为焊接件。

单排链轮 3/4"X7/16" ISO/R 12B 6分 Sprockets for Roller Chains-Simplex

配套链条尺寸 Chain Size

节距 Pitch	19.05mm
滚子直径 Roller	12.07mm
内节内宽 Internal width	11.68mm

链轮尺寸 Sprocket Size

齿端圆弧R3 Tooth radius	20.00mm
圆弧深度C Radius width	2.00mm
齿宽B1 Tooth width	11.00mm

A 型

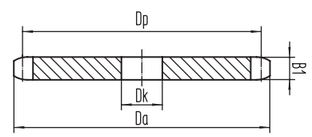

B 型

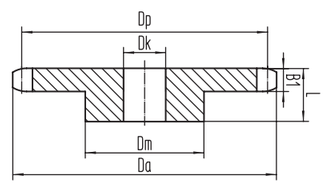

齿数 tooth number	节圆径 Pitch diameter	齿顶圆 addendum circle	A 型 孔径 bore diameter	B 型 凸台 boss	B 型 孔径 bore diameter	B 型 总厚度 aggregate thickness
Z	Dp	Da	Dk	dm	Dk	L
7	43.91	49.8	10	28	12	30
8	49.79	56.3	10	31	12	30
9	55.7	62.6	10	37	12	30
10	61.65	68.9	10	42	12	30
11	67.62	75.2	12	46	14	35
12	73.61	81.4	14	52	14	35
13	79.61	87.6	14	58	14	35
14	85.61	93.8	14	64	14	35
15	91.63	99.9	14	70	14	35
16	97.65	106.1	14	75	16	35
17	103.68	112.2	14	80	16	35
18	109.71	118.3	14	80	16	35
19	115.74	124.4	14	80	16	35
20	121.78	130.6	14	80	16	35
21	127.82	136.7	16	90	20	40
22	133.86	142.8	16	90	20	40
23	139.91	148.9	16	90	20	40
24	145.95	155.0	19	90	20	40
25	152	161.1	19	90	20	40
26	158.05	167.2	19	95	20	40
27	164.1	173.3	19	95	20	40
28	170.15	179.4	19	95	20	40
29	176.2	185.4	19	95	20	40
30	182.25	191.5	19	95	20	40
31	188.31	197.6	19	100	20	40
32	194.36	203.7	19	100	20	40
33	200.41	209.8	19	100	20	40
34	206.47	215.9	19	100	20	40
35	212.52	221.9	19	100	20	40
36	218.58	228.0	19	100	20	40
37	224.64	234.1	19	100	20	40
38	230.69	240.2	24	100	20	40
39	236.75	246.3	24	100	20	40
40	242.81	252.3	24	100	20	40

齿数 tooth number	节圆径 Pitch diameter	齿顶圆 addendum circle	A 型 孔径 bore diameter	B 型 凸台 boss	B 型 孔径 bore diameter	B 型 总厚度 aggregate thickness
Z	Dp	Da	Dk	dm	Dk	L
41	248.86	258.4	24	*100	25	40
42	254.92	264.5	24	*100	25	40
43	260.98	270.6	24	*100	25	40
44	267.04	276.6	24	*100	25	40
45	273.1	282.7	24	*100	25	40
46	279.16	288.8	24	*100	25	40
47	285.22	294.9	24	*100	25	40
48	291.28	300.9	24	*100	25	40
49	297.34	307	24	*100	25	40
50	303.39	313.1	24	*100	25	40
51	309.45	319.1	32	*100	32	40
52	315.51	325.2	32	*100	32	40
53	321.57	331.3	32	*100	32	40
54	327.64	337.4	32	*100	32	40
55	333.7	343.4	32	*100	32	40
56	339.76	349.5	32	*110	32	45
57	345.82	355.6	32	*110	32	45
60	364	373.8	32	*110	32	45
67	406.43	416.3	32	*110	32	45
69	418.55	428.4	32	*110	32	45
70	424.61	434.5	32	*110	32	45
72	436.74	446.6	32	*110	32	50
75	454.92	464.8	24	*100	32	50
76	460.99	470.9	24	*100	32	50
78	473.11	483	24	*100	32	50
80	485.23	495.1	24	*100	32	50
85	515.55	525.5	24	*100	32	50
90	545.86	555.8	24	*100	32	55
95	576.17	586.1	24	*100	32	55
100	606.49	616.5	24	*100	32	55
110	667.11	677.1	32	*100	32	55
114	691.37	701.4	32	*110	32	55
120	727.74	737.8	32	*110	32	55
125	758.06	768.1	32	*110	32	55

注：1. 外形尺寸按上表，齿部参数在不指明的情况按照 ISO 606 加工。其余标准：DIN 8187/ BS 228 /JIS 1802
2. 材质：不指定则为 45 GB/T699
3. 带“*”的凸缘为焊接件。

B 系列滚子链轮 Sprocket For Roller Chain-B Series

双排链轮 3/4"X7/16" ISO/R 12B 6分 Sprockets for Roller Chains-Duplex

配套链条尺寸 Chain Size

节距 Pitch	19.05mm
滚子直径 Roller	12.07mm
内节内宽 Internal width	11.68mm

链轮尺寸 Sprocket Size

齿端圆弧R3 Tooth radius	20.00mm
圆弧深度C Radius width	2.00mm
齿宽 B1 Tooth width	10.90mm
排间距 Pt Row spacing	19.46mm
总厚度 B2 Total length	30.30mm

A 型

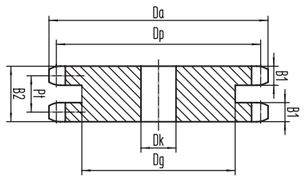

B 型

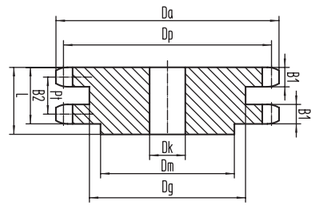

齿数 tooth number	节圆径 Pitch diameter	齿顶圆 addendum circle	A 型	B 型		
			孔径 bore diameter	凸台 boss	孔径 bore diameter	总厚度 aggregate thickness
Z	Dp	Da	Dk	dm	Dk	L
7	43.91	49.8	12	28	12	45
8	49.79	56.3	12	31	12	45
9	55.7	62.6	12	37	12	45
10	61.65	68.9	12	42	12	45
11	67.62	75.2	14	47	16	50
12	73.61	81.4	14	53	16	50
13	79.61	87.6	14	59	16	50
14	85.61	93.8	14	65	16	50
15	91.63	99.9	14	71	16	50
16	97.65	106.1	16	77	20	50
17	103.68	112.2	16	83	20	50
18	109.71	118.3	16	89	20	50
19	115.74	124.4	16	95	20	50
20	121.78	130.6	16	100	20	50
21	127.82	136.7	16	100	20	50
22	133.86	142.8	16	100	20	50
23	139.91	148.9	16	110	20	50
24	145.95	155.0	16	110	20	50
25	152	161.1	16	120	20	50
26	158.05	167.2	20	120	20	50
27	164.1	173.3	20	120	20	50
28	170.15	179.4	20	120	20	50
29	176.2	185.4	20	120	20	50
30	182.25	191.5	20	120	20	50
31	188.31	197.6	20	130	20	50
32	194.36	203.7	20	130	20	50
33	200.41	209.8	20	130	20	50
34	206.47	215.9	20	130	20	50
35	212.52	221.9	20	130	20	50
36	218.58	228.0	25	130	25	50
37	224.64	234.1	25	130	25	50
38	230.69	240.2	25	130	25	50
39	236.75	246.3	25	130	25	50
40	242.81	252.3	25	130	25	50

齿数 tooth number	节圆径 Pitch diameter	齿顶圆 addendum circle	A 型	B 型		
			孔径 bore diameter	凸台 boss	孔径 bore diameter	总厚度 aggregate thickness
Z	Dp	Da	Dk	dm	Dk	L
41	248.86	258.4	25	*130	25	63
42	254.92	264.5	25	*130	25	63
43	260.98	270.6	25	*130	25	63
44	267.04	276.6	25	*130	25	63
45	273.1	282.7	25	*130	25	63
46	279.16	288.8	25	*130	25	63
47	285.22	294.9	25	*130	25	63
48	291.28	300.9	25	*130	25	63
49	297.34	307	25	*130	25	63
50	303.39	313.1	25	*130	25	63
51	309.45	319.1	25	*130	25	63
52	315.51	325.2	25	*130	25	63
53	321.57	331.3	25	*130	25	63
54	327.64	337.4	25	*130	25	63
55	333.7	343.4	25	*130	25	63
56	339.76	349.5	25	*130	32	63
57	345.82	355.6	25	*130	32	63
60	364	373.8	25	*130	32	63
67	406.43	416.3	30	*130	32	63
69	418.55	428.4	30	*130	32	63
70	424.61	434.5	30	*130	32	63
72	436.74	446.6	30	*130	32	63
75	454.92	464.8	30	*130	32	75
76	460.99	470.9	30	*130	40	75
78	473.11	483	30	*130	40	75
80	485.23	495.1	30	*130	40	75
85	515.55	525.5	30	*140	40	85
90	545.86	555.8	30	*140	40	85
95	576.17	586.1	30	*140	40	85
100	606.49	616.5	30	*140	40	85
110	667.11	677.1	30	*140	40	85
114	691.37	701.4	30	*140	40	85
120	727.74	737.8	30	*140	40	85
125	758.06	768.1	30	*140	40	85

注：1. 外形尺寸按上表，齿部参数在不指明的情况按照 ISO 606 加工。其余标准：DIN 8187/ BS 228 /JIS 1802
2. 材质：不指定则为 45 GB/T699
3. 带“*”的凸缘为焊接件。

三排链轮 3/4"X7/16" ISO/R 12B 6分 Sprockets for Roller Chains-Triplex

配套链条尺寸 Chain Size

节距 Pitch	19.05mm
滚子直径 Roller	12.07mm
内节内宽 Internal width	11.68mm

链轮尺寸 Sprocket Size

齿端圆弧R3 Tooth radius	20.00mm
圆弧深度C Radius width	2.00mm
齿宽 B1 Tooth width	10.90mm
排间距 Pt Row spacing	19.46mm
总厚度 B3 Total length	49.80mm

A 型

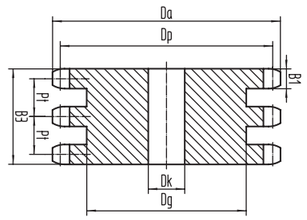

B 型

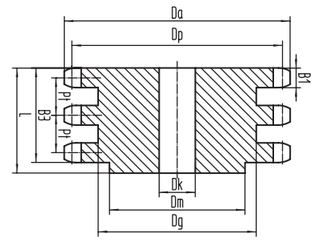

齿数 tooth number	节圆径 Pitch diameter	齿顶圆 addendum circle	A 型	B 型		
			孔径 bore diameter	凸台 boss	孔径 bore diameter	总厚度 aggregate thickness
Z	Dp	Da	Dk	dm	Dk	L
7	43.91	49.8	12	28	16	65
8	49.79	56.3	12	31	16	65
9	55.7	62.6	12	37	16	65
10	61.65	68.9	12	42	16	65
11	67.62	75.2	16	47	20	70
12	73.61	81.4	16	53	20	70
13	79.61	87.6	16	59	20	70
14	85.61	93.8	16	65	20	70
15	91.63	99.9	16	71	20	70
16	97.65	106.1	16	77	20	70
17	103.68	112.2	16	83	20	70
18	109.71	118.3	16	89	20	70
19	115.74	124.4	16	95	20	70
20	121.78	130.6	16	100	20	70
21	127.82	136.7	20	100	20	70
22	133.86	142.8	20	100	20	70
23	139.91	148.9	20	110	20	70
24	145.95	155.0	20	110	20	70
25	152	161.1	20	120	20	70
26	158.05	167.2	20	120	20	70
27	164.1	173.3	20	120	20	70
28	170.15	179.4	20	120	20	70
29	176.2	185.4	20	120	20	70
30	182.25	191.5	20	120	20	70
31	188.31	197.6	25	130	25	70
32	194.36	203.7	25	130	25	70
33	200.41	209.8	25	130	25	70
34	206.47	215.9	25	130	25	70
35	212.52	221.9	25	130	25	70
36	218.58	228.0	25	130	25	70
37	224.64	234.1	25	130	25	70
38	230.69	240.2	25	130	25	70
39	236.75	246.3	25	130	25	70
40	242.81	252.3	25	130	25	70

齿数 tooth number	节圆径 Pitch diameter	齿顶圆 addendum circle	A 型	B 型		
			孔径 bore diameter	凸台 boss	孔径 bore diameter	总厚度 aggregate thickness
Z	Dp	Da	Dk	dm	Dk	L
41	248.86	258.4	25	*130	25	70
42	254.92	264.5	25	*130	25	70
43	260.98	270.6	25	*130	25	70
44	267.04	276.6	25	*130	25	70
45	273.1	282.7	25	*130	25	70
46	279.16	288.8	25	*130	25	70
47	285.22	294.9	25	*130	25	70
48	291.28	300.9	25	*130	25	70
49	297.34	307	25	*130	25	85
50	303.39	313.1	25	*130	25	85
51	309.45	319.1	25	*130	25	85
52	315.51	325.2	25	*130	25	85
53	321.57	331.3	25	*130	25	85
54	327.64	337.4	25	*130	25	85
55	333.7	343.4	25	*130	25	85
56	339.76	349.5	30	*130	32	85
57	345.82	355.6	30	*130	32	85
60	364	373.8	30	*130	32	85
67	406.43	416.3	30	*140	32	85
69	418.55	428.4	30	*140	32	85
70	424.61	434.5	30	*140	32	85
72	436.74	446.6	30	*140	40	85
75	454.92	464.8	30	*140	40	85
76	460.99	470.9	30	*140	40	100
78	473.11	483	30	*140	40	100
80	485.23	495.1	30	*140	40	100
85	515.55	525.5	30	*140	40	100
90	545.86	555.8	30	*140	40	100
95	576.17	586.1	30	*140	40	100
100	606.49	616.5	30	*140	40	100
110	667.11	677.1	30	*140	40	100
114	691.37	701.4	30	*140	40	100
120	727.74	737.8	30	*140	40	100
125	758.06	768.1	30	*140	40	100

注：1. 外形尺寸按上表，齿部参数在不指明的情况按照 ISO 606 加工。其余标准：DIN 8187/ BS 228 /JIS 1802
2. 材质：不指定则为 45 GB/T699
3. 带“*”的凸缘为焊接件。

B 系列滚子链轮 Sprocket For Roller Chain-B Series

单排链轮 1"X17.02mm ISO/R 16B 1 吋 Sprockets for Roller Chains-Simplex

配套链条尺寸 Chain Size

节距 Pitch	25.40mm
滚子直径 Roller	15.88mm
内节内宽 Internal width	17.02mm

链轮尺寸 Sprocket Size

齿端圆弧R3 Tooth radius	26.00mm
圆弧深度C Radius width	2.50mm
齿宽B1 Tooth width	16.10mm

A 型

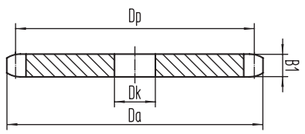

B 型

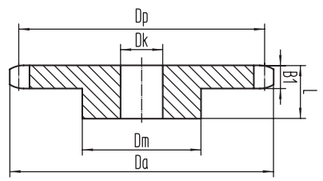

齿数 tooth number	节圆径 Pitch diameter	齿顶圆 addendum circle	A 型	B 型		
			孔径 bore diameter	凸台 boss	孔径 bore diameter	总厚度 aggregate thickness
Z	Dp	Da	Dk	dm	Dk	L
7	58.55	66.5	12	38	16	35
8	66.38	75.0	12	42	16	35
9	74.27	83.5	12	50	16	35
10	82.2	91.9	12	55	16	35
11	90.16	100.2	16	61	16	40
12	98.14	108.5	16	69	16	40
13	106.14	116.8	16	78	16	40
14	114.15	125.0	16	84	16	40
15	122.17	133.2	16	92	16	40
16	130.2	141.4	20	100	20	45
17	138.24	149.6	20	100	20	45
18	146.28	157.8	20	100	20	45
19	154.32	165.9	20	100	20	45
20	162.37	174.1	20	100	20	45
21	170.43	182.2	20	110	20	50
22	178.48	190.4	20	110	20	50
23	186.54	198.5	20	110	20	50
24	194.6	206.6	20	110	20	50
25	202.66	214.8	20	110	20	50
26	210.73	222.9	20	120	20	50
27	218.8	231.0	20	120	20	50
28	226.86	239.1	20	120	20	50
29	234.93	247.3	20	120	20	50
30	243	255.4	20	120	20	50
31	251.07	263.5	25	*120	25	50
32	259.14	271.6	25	*120	25	50
33	267.22	279.7	25	*120	25	50
34	275.29	287.8	25	*120	25	50
35	283.36	295.9	25	*120	25	50
36	291.44	304.0	25	*120	25	50
37	299.51	312.1	25	*120	25	50
38	307.59	320.2	25	*120	25	50
39	315.66	328.4	25	*120	25	50
40	323.74	336.5	25	*120	25	50

齿数 tooth number	节圆径 Pitch diameter	齿顶圆 addendum circle	A 型	B 型		
			孔径 bore diameter	凸台 boss	孔径 bore diameter	总厚度 aggregate thickness
Z	Dp	Da	Dk	dm	Dk	L
41	331.82	344.6	25	*120	32	50
42	339.89	352.7	25	*120	32	50
43	347.97	360.8	25	*120	32	50
44	356.05	368.9	25	*120	32	50
45	364.13	377	25	*120	32	50
46	372.21	385.1	25	*120	32	50
47	380.29	393.1	25	*120	32	50
48	388.37	401.2	25	*120	32	50
49	396.45	409.3	25	*120	32	50
50	404.52	417.4	25	*120	32	50
51	412.6	425.5	30	*130	32	50
52	420.68	433.6	30	*130	32	50
53	428.76	441.7	30	*130	32	50
54	436.85	449.8	30	*130	32	50
55	444.93	457.9	30	*130	32	50
56	453.01	466	30	*130	32	50
57	461.09	474.1	30	*130	32	50
60	485.33	498.4	30	*130	32	50
67	541.9	555	30	*130	32	90
69	558.07	571.2	30	*130	32	90
70	566.15	579.3	30	*130	32	90
72	582.31	595.5	30	*130	40	90
75	606.56	619.7	30	*130	40	90
76	614.65	627.8	30	*130	40	90
78	630.81	644	30	*130	40	90
80	646.98	660.2	30	*130	40	90
85	687.39	700.6	30	*130	40	90
90	727.81	741.1	30	*130	40	90
95	768.23	781.5	30	*130	40	90
100	808.65	822	30	*130	40	90
110	889.48	902.8	30	*130	40	90
114	921.82	935.2	30	*130	40	90
120	970.32	983.7	30	*130	40	90
125	1010.75	1024.1	30	*130	40	90

注：1. 外形尺寸按上表，齿部参数在不指明的情况按照 ISO 606 加工。其余标准：DIN 8187/ BS 228 /JIS 1802
2. 材质：不指定则为 45 GB/T699
3. 带“*”的凸缘为焊接件。

双排链轮 1"X17.02mm ISO/R 16B 1 吋 Sprockets for Roller Chains-Duplex

配套链条尺寸 Chain Size

节距 Pitch	25.40mm
滚子直径 Roller	15.88mm
内节内宽 Internal width	17.02mm

链轮尺寸 Sprocket Size

齿端圆弧R3 Tooth radius	26.00mm
圆弧深度C Radius width	2.50mm
齿宽 B1 Tooth width	15.50mm
排间距 Pt Row spacing	31.88mm
总厚度 B2 Total length	17.30mm

A 型

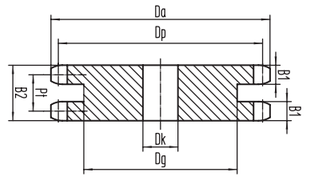

B 型

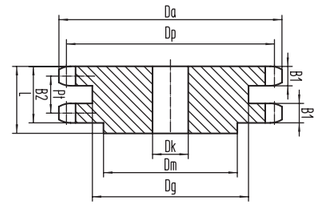

齿数 tooth number	节圆径 Pitch diameter	齿顶圆 addendum circle	A 型	B 型		
			孔径 bore diameter	凸台 boss	孔径 bore diameter	总厚度 aggregate thickness
Z	Dp	Da	Dk	dm	Dk	L
7	58.55	66.5	16	38	16	70
8	66.38	75.0	16	42	16	70
9	74.27	83.5	16	50	16	70
10	82.2	91.9	16	56	16	70
11	90.16	100.2	20	63	20	70
12	98.14	108.5	20	72	20	70
13	106.14	116.8	20	80	20	70
14	114.15	125.0	20	88	20	70
15	122.17	133.2	20	96	20	70
16	130.2	141.4	20	104	20	70
17	138.24	149.6	20	112	20	70
18	146.28	157.8	20	120	20	70
19	154.32	165.9	20	128	20	70
20	162.37	174.1	20	130	20	70
21	170.43	182.2	25	130	25	70
22	178.48	190.4	25	*130	25	70
23	186.54	198.5	25	*130	25	70
24	194.6	206.6	25	*130	25	70
25	202.66	214.8	25	*130	25	70
26	210.73	222.9	25	*130	25	70
27	218.8	231.0	25	*130	25	70
28	226.86	239.1	25	*130	25	70
29	234.93	247.3	25	*130	25	70
30	243	255.4	25	*130	25	70
31	251.07	263.5	25	*145	32	75
32	259.14	271.6	25	*145	32	75
33	267.22	279.7	25	*145	32	75
34	275.29	287.8	25	*145	32	75
35	283.36	295.9	25	*145	32	75
36	291.44	304.0	25	*145	40	75
37	299.51	312.1	25	*145	40	75
38	307.59	320.2	25	*145	40	75
39	315.66	328.4	25	*145	40	75
40	323.74	336.5	25	*145	40	75

齿数 tooth number	节圆径 Pitch diameter	齿顶圆 addendum circle	A 型	B 型		
			孔径 bore diameter	凸台 boss	孔径 bore diameter	总厚度 aggregate thickness
Z	Dp	Da	Dk	dm	Dk	L
41	331.82	344.6	25	*145	40	75
42	339.89	352.7	25	*145	40	75
43	347.97	360.8	25	*145	40	75
44	356.05	368.9	25	*145	40	75
45	364.13	377	25	*145	40	75
46	372.21	385.1	25	*145	40	75
47	380.29	393.1	25	*145	40	75
48	388.37	401.2	25	*145	40	75
49	396.45	409.3	25	*145	40	75
50	404.52	417.4	25	*145	40	75
51	412.6	425.5	30	*145	40	75
52	420.68	433.6	30	*145	40	75
53	428.76	441.7	30	*145	40	75
54	436.85	449.8	30	*145	40	75
55	444.93	457.9	30	*145	40	75
56	453.01	466	30	*145	40	75
57	461.09	474.1	30	*145	40	75
60	485.33	498.4	30	*145	40	75
67	541.9	555	30	*160	40	100
69	558.07	571.2	30	*160	40	100
70	566.15	579.3	30	*160	40	100
72	582.31	595.5	30	*160	40	100
75	606.56	619.7	30	*160	40	100
76	614.65	627.8	30	*160	40	100
78	630.81	644	30	*160	40	100
80	646.98	660.2	30	*160	40	100
85	687.39	700.6	30	*160	40	100
90	727.81	741.1	30	*160	40	100
95	768.23	781.5	30	*160	40	100
100	808.65	822	30	*160	40	100
110	889.48	902.8	30	*160	40	100
114	921.82	935.2	30	*160	40	100
120	970.32	983.7	30	*160	40	100
125	1010.75	1024.1	30	*160	40	100

注：1. 外形尺寸按上表，齿部参数在不指明的情况按照 ISO 606 加工。其余标准：DIN 8187/ BS 228 /JIS 1802
2. 材质：不指定则为 45 GB/T699
3. 带“*”的凸缘为焊接件。

B 系列滚子链轮 Sprocket For Roller Chain-B Series

三排链轮 1"X17.02mm ISO/R 16B 1吋 Sprockets for Roller Chains-Triplex

配套链条尺寸 Chain Size

节距 Pitch	25.40mm
滚子直径 Roller	15.88mm
内节内宽 Internal width	17.02mm

链轮尺寸 Sprocket Size

齿端圆弧R3 Tooth radius	26.00mm
圆弧深度C Radius width	2.50mm
齿宽 B1 Tooth width	15.50mm
排间距 Pt Row spacing	31.88mm
总厚度 B3 Total length	79.20mm

■ A 型

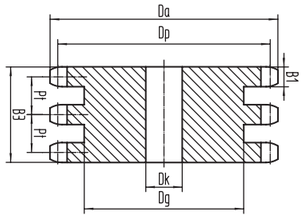

■ B 型

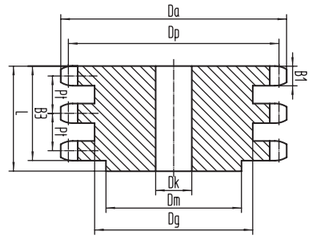

齿数 tooth number	节圆径 Pitch diameter	齿顶圆 addendum circle	A 型	B 型		
			孔径 bore diameter	凸台 boss	孔径 bore diameter	总厚度 aggregate thickness
Z	Dp	Da	Dk	dm	Dk	L
7	58.55	66.5	16	38	20	95
8	66.38	75.0	16	45	20	95
9	74.27	83.5	16	55	20	95
10	82.2	91.9	16	63	20	95
11	90.16	100.2	20	63	25	100
12	98.14	108.5	20	72	25	100
13	106.14	116.8	20	80	25	100
14	114.15	125.0	20	88	25	100
15	122.17	133.2	20	96	25	100
16	130.2	141.4	25	104	30	100
17	138.24	149.6	25	112	30	100
18	146.28	157.8	25	120	30	100
19	154.32	165.9	25	128	30	100
20	162.37	174.1	25	130	30	100
21	170.43	182.2	25	*130	30	100
22	178.48	190.4	25	*130	30	100
23	186.54	198.5	25	*130	30	100
24	194.6	206.6	25	*130	30	100
25	202.66	214.8	25	*130	30	100
26	210.73	222.9	30	*130	30	100
27	218.8	231.0	30	*130	30	100
28	226.86	239.1	30	*130	30	100
29	234.93	247.3	30	*130	30	100
30	243	255.4	30	*140	32	100
31	251.07	263.5	30	*140	32	105
32	259.14	271.6	30	*140	32	105
33	267.22	279.7	30	*140	32	105
34	275.29	287.8	30	*140	32	105
35	283.36	295.9	30	*140	32	105
36	291.44	304.0	30	*140	32	105
37	299.51	312.1	30	*152	32	114
38	307.59	320.2	30	*152	32	114
39	315.66	328.4	30	*152	40	114
40	323.74	336.5	30	*152	40	114

齿数 tooth number	节圆径 Pitch diameter	齿顶圆 addendum circle	A 型	B 型		
			孔径 bore diameter	凸台 boss	孔径 bore diameter	总厚度 aggregate thickness
Z	Dp	Da	Dk	dm	Dk	L
41	331.82	344.6	30	*152	40	114
42	339.89	352.7	30	*152	40	114
43	347.97	360.8	30	*152	40	114
44	356.05	368.9	30	*152	40	114
45	364.13	377	30	*152	40	114
46	372.21	385.1	30	*159	40	120
47	380.29	393.1	30	*159	40	120
48	388.37	401.2	30	*159	40	120
49	396.45	409.3	30	*159	40	120
50	404.52	417.4	30	*159	40	120
51	412.6	425.5	40	*159	40	120
52	420.68	433.6	40	*159	40	120
53	428.76	441.7	40	*159	40	120
54	436.85	449.8	40	*159	40	120
55	444.93	457.9	40	*159	40	120
56	453.01	466	40	*159	40	120
57	461.09	474.1	40	*159	40	120
60	485.33	498.4	40	*159	40	120
67	541.9	555	40	*159	40	120
69	558.07	571.2	40	*159	40	120
70	566.15	579.3	40	*159	40	120
72	582.31	595.5	40	*159	40	120
75	606.56	619.7	40	*159	40	120
76	614.65	627.8	40	*171	40	127
78	630.81	644	40	*171	40	127
80	646.98	660.2	40	*171	40	127
85	687.39	700.6	40	*171	40	127
90	727.81	741.1	40	*171	40	127
95	768.23	781.5	40	*171	40	127
100	808.65	822	40	*171	40	127
110	889.48	902.8	40	*171	40	127
114	921.82	935.2	40	*171	40	127
120	970.32	983.7	40	*171	40	127
125	1010.75	1024.1	40	*171	40	127

注：1. 外形尺寸按上表，齿部参数在不指明的情况按照 ISO 606 加工。其余标准：DIN 8187/ BS 228 /JIS 1802

2. 材质：不指定则为 45 GB/T699

3. 带“*”的凸缘为焊接件。

单排链轮 1 1/4"X3/4" ISO/R 20B 吋二 Sprockets for Roller Chains-Simplex

配套链条尺寸 Chain Size

节距 Pitch	31.75mm
滚子直径 Roller	19.05mm
内节内宽 Internal width	19.56mm

链轮尺寸 Sprocket Size

齿端圆弧R3 Tooth radius	32.00mm
圆弧深度C Radius width	3.50mm
齿宽B1 Tooth width	18.50mm

■ A 型

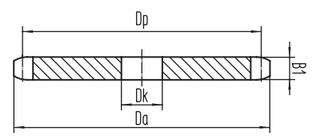

■ B 型

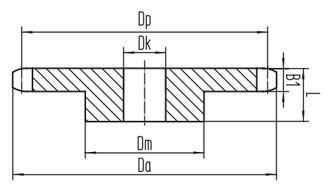

齿数 tooth number	节圆径 Pitch diameter	齿顶圆 addendum circle	A 型	B 型		
			孔径 bore diameter	凸台 boss	孔径 bore diameter	总厚度 aggregate thickness
Z	Dp	Da	Dk	dm	Dk	L
7	73.18	83.1	16	40	25	40
8	82.97	93.8	16	48	25	40
9	92.84	104.4	16	58	25	40
10	102.75	114.9	16	69	25	40
11	112.7	125.3	20	79	25	45
12	122.68	135.6	20	90	25	45
13	132.67	146.0	20	98	25	45
14	142.69	156.3	20	106	25	45
15	152.71	166.5	20	114	25	45
16	162.75	176.8	20	114	25	44
17	172.79	187.0	20	114	32	44
18	182.85	197.2	20	114	32	44
19	192.9	207.4	20	114	32	51
20	202.97	217.6	20	114	32	51
21	213.03	227.8	25	114	32	51
22	223.1	238.0	25	114	32	51
23	233.18	248.1	25	114	32	51
24	243.25	258.3	25	114	32	51
25	253.33	268.5	25	114	32	51
26	263.41	278.6	25	*127	32	51
27	273.49	288.8	25	*127	32	51
28	283.58	298.9	25	*127	32	51
29	293.66	309.1	25	*127	32	51
30	303.75	319.2	25	*127	32	51
31	313.84	329.4	25	*127	32	51
32	323.93	339.5	25	*127	32	51
33	334.02	349.6	25	*127	32	51
34	344.11	359.8	25	*127	32	51
35	354.2	369.9	25	*127	32	64
36	364.3	380.0	25	*127	32	64
37	374.39	390.2	25	*127	32	64
38	384.48	400.3	25	*127	32	64
39	394.58	410.4	25	*127	32	64
40	404.67	420.6	25	*127	32	64

齿数 tooth number	节圆径 Pitch diameter	齿顶圆 addendum circle	A 型	B 型		
			孔径 bore diameter	凸台 boss	孔径 bore diameter	总厚度 aggregate thickness
Z	Dp	Da	Dk	dm	Dk	L
41	414.77	430.7	30	*127	32	64
42	424.87	440.8	30	*127	32	64
43	434.96	450.9	30	*127	32	64
44	445.06	461.1	30	*127	32	64
45	455.16	471.2	30	*127	32	64
46	465.26	481.3	30	*127	32	64
47	475.36	491.4	30	*127	32	64
48	485.46	501.6	30	*152	40	64
49	495.56	511.7	30	*152	40	64
50	505.65	521.8	30	*152	40	64
51	515.75	531.9	30	*152	40	64
52	525.85	542	30	*152	40	64
53	535.95	552.2	30	*152	40	64
54	546.06	562.3	30	*152	40	82
55	556.16	572.4	30	*152	40	82
56	566.26	582.5	30	*152	40	82
57	576.36	592.6	30	*152	40	82
60	606.66	623	30	*152	40	82
67	677.38	693.8	30	*178	40	95
69	697.58	714	30	*178	40	95
70	707.69	724.1	30	*178	40	95
72	727.89	744.3	30	*178	40	95
75	758.2	774.7	30	*178	40	95
76	768.31	784.8	30	*178	40	95
78	788.51	805	30	*178	40	95
80	808.72	825.2	30	*178	40	95
85	859.24	875.8	30	*178	40	95
90	909.76	926.3	30	*178	40	95
95	960.28	976.9	30	*178	40	114
100	1010.81	1027.4	30	*178	40	114
110	1111.85	1128.5	30	*178	40	114
114	1152.27	1169	30	*178	40	114
120	1212.9	1229.6	30	*178	40	114
125	1263.43	1280.2	30	*178	40	114

注：1. 外形尺寸按上表，齿部参数在不指明的情况按照 ISO 606 加工。其余标准：DIN 8187/ BS 228 /JIS 1802

2. 材质：不指定则为 45 GB/T699

3. 带“*”的凸缘为焊接件。

B 系列滚子链轮 Sprocket For Roller Chain-B Series

双排链轮 1 1/4"X3/4" ISO/R 20B 吋二 Sprockets for Roller Chains-Duplex

配套链条尺寸 Chain Size

节距 Pitch	31.75mm
滚子直径 Roller	19.05mm
内节内宽 Internal width	19.56mm

链轮尺寸 Sprocket Size

齿端圆弧R3 Tooth radius	32.00mm
圆弧深度C Radius width	3.50mm
齿宽 B1 Tooth width	18.10mm
排间距 Pt Row spacing	36.45mm
总厚度 B2 Total length	54.50mm

A 型

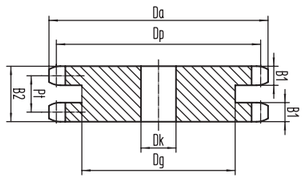

B 型

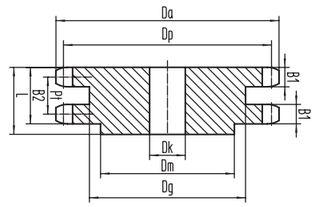

齿数 tooth number	节圆径 Pitch diameter	齿顶圆 addendum circle	A 型	B 型		
			孔径 bore diameter	凸台 boss	孔径 bore diameter	总厚度 aggregate thickness
Z	Dp	Da	Dk	dm	Dk	L
7	73.18	83.1	20	40	20	75
8	82.97	93.8	20	48	20	75
9	92.84	104.4	20	58	20	75
10	102.75	114.9	20	69	20	75
11	112.7	125.3	20	79	20	80
12	122.68	135.6	20	90	20	80
13	132.67	146.0	20	110	20	80
14	142.69	156.3	20	120	20	80
15	152.71	166.5	20	120	20	80
16	162.75	176.8	25	120	25	80
17	172.79	187.0	25	120	25	80
18	182.85	197.2	25	120	25	80
19	192.9	207.4	25	120	25	80
20	202.97	217.6	25	120	25	80
21	213.03	227.8	25	140	25	80
22	223.1	238.0	25	140	25	80
23	233.18	248.1	25	140	25	80
24	243.25	258.3	25	145	25	80
25	253.33	268.5	25	145	32	80
26	263.41	278.6	25	145	32	80
27	273.49	288.8	25	145	32	80
28	283.58	298.9	25	145	32	80
29	293.66	309.1	25	145	32	80
30	303.75	319.2	25	145	32	80
31	313.84	329.4	25	*145	32	80
32	323.93	339.5	25	*145	32	80
33	334.02	349.6	25	*152	32	80
34	344.11	359.8	25	*152	32	80
35	354.2	369.9	25	*152	32	108
36	364.3	380.0	30	*152	32	108
37	374.39	390.2	30	*152	32	114
38	384.48	400.3	30	*152	32	114
39	394.58	410.4	30	*152	32	114
40	404.67	420.6	30	*152	32	114

齿数 tooth number	节圆径 Pitch diameter	齿顶圆 addendum circle	A 型	B 型		
			孔径 bore diameter	凸台 boss	孔径 bore diameter	总厚度 aggregate thickness
Z	Dp	Da	Dk	dm	Dk	L
41	414.77	430.7	40	*152	32	114
42	424.87	440.8	40	*152	40	114
43	434.96	450.9	40	*152	40	114
44	445.06	461.1	40	*152	40	114
45	455.16	471.2	40	*152	40	114
46	465.26	481.3	40	*191	40	127
47	475.36	491.4	40	*191	40	127
48	485.46	501.6	40	*191	40	127
49	495.56	511.7	40	*191	40	127
50	505.65	521.8	40	*191	40	127
51	515.75	531.9	40	*191	40	127
52	525.85	542	40	*191	40	127
53	535.95	552.2	40	*191	40	127
54	546.06	562.3	40	*191	40	127
55	556.16	572.4	40	*191	40	127
56	566.26	582.5	40	*191	40	127
57	576.36	592.6	40	*191	40	127
60	606.66	623	40	*191	40	127
67	677.38	693.8	40	*191	40	127
69	697.58	714	40	*191	40	127
70	707.69	724.1	40	*191	40	127
72	727.89	744.3	40	*191	40	127
75	758.2	774.7	40	*191	40	127
76	768.31	784.8	40	*191	40	127
78	788.51	805	40	*191	40	127
80	808.72	825.2	40	*191	40	127
85	859.24	875.8	40	*191	40	127
90	909.76	926.3	40	*191	40	127
95	960.28	976.9	40	*191	40	127
100	1010.81	1027.4	40	*191	40	127
110	1111.85	1128.5	40	*191	40	127
114	1152.27	1169	40	*191	40	127
120	1212.9	1229.6	40	*191	40	127
125	1263.43	1280.2	40	*191	40	127

注：1. 外形尺寸按上表，齿部参数在不指明的情况按照 ISO 606 加工。其余标准：DIN 8187/ BS 228 /JIS 1802
2. 材质：不指定则为 45 GB/T699
3. 带“*”的凸缘为焊接件。

三排链轮 1 1/4"X3/4" ISO/R 20B 吋二 Sprockets for Roller Chains-Triplex

配套链条尺寸 Chain Size

节距 Pitch	31.75mm
滚子直径 Roller	19.05mm
内节内宽 Internal width	19.56mm

链轮尺寸 Sprocket Size

齿端圆弧R3 Tooth radius	32.00mm
圆弧深度C Radius width	3.50mm
齿宽 B1 Tooth width	18.10mm
排间距 Pt Row spacing	36.45mm
总厚度 B3 Total length	91.00mm

A 型

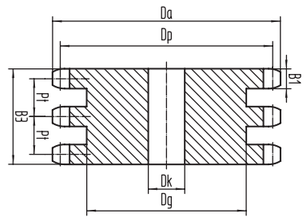

B 型

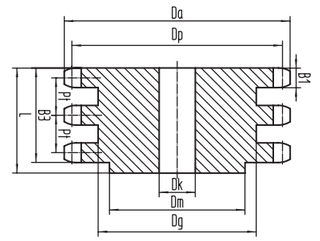

齿数 tooth number	节圆径 Pitch diameter	齿顶圆 addendum circle	A 型	B 型		
			孔径 bore diameter	凸台 boss	孔径 bore diameter	总厚度 aggregate thickness
Z	Dp	Da	Dk	dm	Dk	L
7	73.18	83.1	20	40	25	110
8	82.97	93.8	20	48	25	110
9	92.84	104.4	20	58	25	110
10	102.75	114.9	20	69	25	110
11	112.7	125.3	20	79	25	115
12	122.68	135.6	20	90	25	115
13	132.67	146.0	20	100	25	115
14	142.69	156.3	20	110	25	115
15	152.71	166.5	20	120	25	115
16	162.75	176.8	25	120	25	115
17	172.79	187.0	25	120	25	115
18	182.85	197.2	25	120	25	115
19	192.9	207.4	25	120	25	115
20	202.97	217.6	25	120	25	115
21	213.03	227.8	25	140	25	115
22	223.1	238.0	25	140	25	115
23	233.18	248.1	25	140	25	115
24	243.25	258.3	25	145	32	120
25	253.33	268.5	25	145	32	120
26	263.41	278.6	25	145	32	120
27	273.49	288.8	25	145	32	120
28	283.58	298.9	25	145	32	120
29	293.66	309.1	25	145	32	120
30	303.75	319.2	25	145	32	120
31	313.84	329.4	30	145	32	127
32	323.93	339.5	30	145	32	127
33	334.02	349.6	30	*152	32	127
34	344.11	359.8	30	*152	32	127
35	354.2	369.9	30	*152	32	127
36	364.3	380.0	30	*152	32	127
37	374.39	390.2	30	*152	40	127
38	384.48	400.3	30	*152	40	127
39	394.58	410.4	30	*152	40	127
40	404.67	420.6	30	*152	40	127

齿数 tooth number	节圆径 Pitch diameter	齿顶圆 addendum circle	A 型	B 型		
			孔径 bore diameter	凸台 boss	孔径 bore diameter	总厚度 aggregate thickness
Z	Dp	Da	Dk	dm	Dk	L
41	414.77	430.7	30	*152	40	127
42	424.87	440.8	30	*152	40	127
43	434.96	450.9	30	*152	40	127
44	445.06	461.1	30	*152	40	127
45	455.16	471.2	30	*152	40	127
46	465.26	481.3	30	*191	40	127
47	475.36	491.4	30	*191	40	127
48	485.46	501.6	30	*191	40	127
49	495.56	511.7	30	*191	40	127
50	505.65	521.8	30	*191	40	127
51	515.75	531.9	30	*191	40	127
52	525.85	542	30	*191	40	127
53	535.95	552.2	30	*191	40	127
54	546.06	562.3	30	*191	40	127
55	556.16	572.4	30	*191	40	127
56	566.26	582.5	30	*191	40	127
57	576.36	592.6	30	*191	40	127
60	606.66	623	30	*191	40	127
67	677.38	693.8	30	*191	40	127
69	697.58	714	30	*191	40	127
70	707.69	724.1	30	*191	40	127
72	727.89	744.3	30	*191	40	127
75	758.2	774.7	30	*191	40	127
76	768.31	784.8	30	*191	40	127
78	788.51	805	30	*191	40	127
80	808.72	825.2	30	*191	40	127
85	859.24	875.8	30	*191	40	127
90	909.76	926.3	30	*191	40	127
95	960.28	976.9	30	*191	40	127
100	1010.81	1027.4	30	*191	40	127
110	1111.85	1128.5	30	*191	40	127
114	1152.27	1169	30	*191	40	127
120	1212.9	1229.6	30	*191	40	127
125	1263.43	1280.2	30	*191	40	127

注：1. 外形尺寸按上表，齿部参数在不指明的情况按照 ISO 606 加工。其余标准：DIN 8187/ BS 228 /JIS 1802
2. 材质：不指定则为 45 GB/T699
3. 带“*”的凸缘为焊接件。

B 系列滚子链轮 Sprocket For Roller Chain-B Series

单排链轮 1 1/2"X1" ISO/R 24B 吋五 Sprockets for Roller Chains-Simplex

配套链条尺寸 Chain Size

节距 Pitch	38.10mm
滚子直径 Roller	25.40mm
内节内宽 Internal width	25.40mm

链轮尺寸 Sprocket Size

齿端圆弧R3 Tooth radius	38.00mm
圆弧深度C Radius width	4.00mm
齿宽B1 Tooth width	24.10mm

A 型

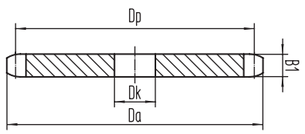

B 型

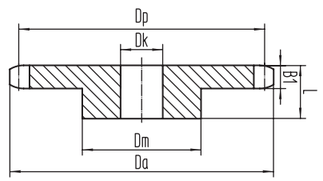

齿数 tooth number	节圆径 Pitch diameter	齿顶圆 addendum circle	A 型 孔径 bore diameter	B 型 凸台 boss	B 型 孔径 bore diameter	B 型 总厚度 aggregate thickness
Z	Dp	Da	Dk	dm	Dk	L
8	99.57	112.6	20	58	20	45
9	111.4	125.3	20	70	20	45
10	123.3	137.8	20	80	20	45
11	135.24	150.3	20	90	25	50
12	147.21	162.8	20	102	25	50
13	159.21	175.2	20	114	25	50
14	171.22	187.5	20	128	32	60
15	183.26	199.8	20	*136	32	60
16	195.3	212.1	25	*136	32	60
17	207.35	224.4	25	*136	32	60
18	219.41	236.6	25	*136	32	60
19	231.48	248.9	25	*136	32	60
20	243.56	261.1	25	*136	32	60
21	255.64	273.4	25	*150	32	60
22	267.72	285.6	25	*150	32	60
23	279.81	297.8	25	*150	32	60
24	291.9	310.0	25	*150	32	60
25	303.99	322.2	25	*150	32	60
26	316.09	334.4	30	*150	40	65
27	328.19	346.5	30	*150	40	65
28	340.29	358.7	30	*150	40	65
29	352.39	370.9	30	*150	40	65
30	364.5	383.1	30	*150	40	65
31	376.61	395.2	30	*150	40	65
32	388.71	407.4	30	*150	40	65
33	400.82	419.6	30	*150	40	65
34	412.93	431.7	30	*150	40	65
35	425.04	443.9	30	*150	40	65
36	437.15	456.1	30	*150	40	65
37	449.27	468.2	30	*150	40	65
38	461.38	480.4	30	*150	40	65
39	473.49	492.5	30	*150	40	65
40	485.61	504.7	30	*150	40	65

齿数 tooth number	节圆径 Pitch diameter	齿顶圆 addendum circle	A 型 孔径 bore diameter	B 型 凸台 boss	B 型 孔径 bore diameter	B 型 总厚度 aggregate thickness
Z	Dp	Da	Dk	dm	Dk	L
41	497.72	516.8	30	*160	40	95
42	509.84	529	30	*160	40	95
43	521.96	541.1	30	*160	40	95
45	546.19	565.4	30	*160	40	95
46	558.31	577.6	30	*160	40	102
47	570.43	589.7	30	*160	40	102
48	582.55	601.9	30	*160	40	102
49	594.67	614	30	*160	40	102
50	606.78	626.2	40	*160	40	102
51	618.9	638.3	40	*160	40	102
52	631.02	650.4	40	*160	40	102
53	643.14	662.6	40	*160	40	102
54	655.27	674.7	40	*160	40	102
55	667.39	686.9	40	*160	40	102
56	679.51	699	40	*160	40	102
57	691.63	711.1	40	*160	40	102
60	727.99	747.6	40	*160	40	102
67	812.85	832.5	40	*160	40	102
69	837.1	856.8	40	*160	40	102
70	849.22	868.9	40	*160	40	102
72	873.47	893.2	40	*160	40	102
75	909.84	929.6	40	*160	40	114
76	921.97	941.7	40	*160	40	114
78	946.21	966	40	*160	40	114
80	970.46	990.3	40	*160	40	114
85	1031.09	1051	40	*160	40	114
90	1091.71	1111.6	40	*160	40	114
95	1152.34	1172.3	40	*160	40	114
100	1212.97	1232.9	40	*160	40	114
110	1334.22	1354.2	40	*160	40	114
114	1382.73	1402.8	40	*160	40	114
120	1455.48	1475.6	40	*160	40	114
125	1516.12	1536.2	40	*160	40	114

注：1. 外形尺寸按上表，齿部参数在不指明的情况按照 ISO 606 加工。其余标准：DIN 8187/ BS 228 /JIS 1802
2. 材质：不指定则为 45 GB/T699
3. 带 “*” 的凸缘为焊接件。

双排链轮 1 1/2"X1" ISO/R 24B 吋五 Sprockets for Roller Chains-Duplex

配套链条尺寸 Chain Size

节距 Pitch	38.10mm
滚子直径 Roller	22.23mm
内节内宽 Internal width	25.22mm

链轮尺寸 Sprocket Size

齿端圆弧R3 Tooth radius	38.00mm
圆弧深度C Radius width	4.00mm
齿宽 B1 Tooth width	23.60mm
排间距 Pt Row spacing	48.36mm
总厚度 B2 Total length	71.90mm

A 型

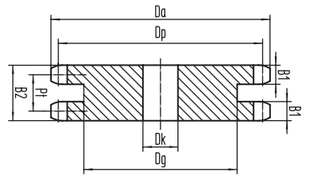

B 型

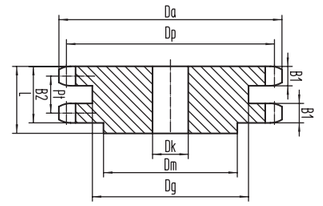

齿数 tooth number	节圆径 Pitch diameter	齿顶圆 addendum circle	A 型 孔径 bore diameter	B 型 凸台 boss	B 型 孔径 bore diameter	B 型 总厚度 aggregate thickness
Z	Dp	Da	Dk	dm	Dk	L
8	99.7	112.6	25	58	25	95
9	111.55	125.3	25	70	25	95
10	123.46	137.8	25	80	25	95
11	135.42	150.3	25	90	25	100
12	147.41	162.8	25	102	25	100
13	159.42	175.2	25	114	25	100
14	171.45	187.5	25	128	25	100
15	183.5	199.8	25	132	25	100
16	195.56	212.1	25	*136	25	100
17	207.62	224.4	25	*136	25	100
18	219.7	236.6	25	*136	25	100
19	231.79	248.9	25	*150	25	100
20	243.88	261.1	25	*160	25	100
21	255.97	273.4	25	*160	25	100
22	268.07	285.6	25	*160	25	100
23	280.18	297.8	25	*160	25	100
24	292.28	310.0	25	*160	25	100
25	304.39	322.2	25	*160	25	100
26	316.51	334.4	30	*160	30	100
27	328.62	346.5	30	*160	30	100
28	340.74	358.7	30	*160	30	100
29	352.86	370.9	30	*160	30	100
30	364.98	383.1	30	*160	30	100
31	377.1	395.2	30	*160	30	100
32	389.22	407.4	30	*160	30	100
33	401.35	419.6	30	*160	30	100
34	413.47	431.7	30	*160	30	100
35	425.6	443.9	30	*160	30	100
36	437.73	456.1	30	*160	30	100
37	449.86	468.2	30	*160	30	100
38	461.98	480.4	30	*160	30	100
39	474.11	492.5	30	*160	30	100
40	486.25	504.7	30	*160	30	100

齿数 tooth number	节圆径 Pitch diameter	齿顶圆 addendum circle	A 型 孔径 bore diameter	B 型 凸台 boss	B 型 孔径 bore diameter	B 型 总厚度 aggregate thickness
Z	Dp	Da	Dk	dm	Dk	L
41	497.72	516.8	40	*180	30	100
42	509.84	529	40	*180	30	100
43	521.96	541.1	40	*180	30	100
45	546.19	565.4	40	*180	30	100
46	558.31	577.6	40	*180	30	100
47	570.43	589.7	40	*180	30	100
48	582.55	601.9	40	*180	30	100
49	594.67	614	40	*180	30	100
50	606.78	626.2	40	*180	30	110
51	618.9	638.3	40	*180	30	110
52	631.02	650.4	40	*180	30	110
53	643.14	662.6	40	*180	30	110
54	655.27	674.7	40	*180	30	110
55	667.39	686.9	40	*180	30	110
56	679.51	699	40	*180	30	110
57	691.63	711.1	40	*180	30	110
60	727.99	747.6	40	*180	30	110
67	812.85	832.5	40	*200	30	120
69	837.1	856.8	40	*200	30	120
70	849.22	868.9	40	*200	30	120
72	873.47	893.2	40	*200	30	120
75	909.84	929.6	40	*200	30	120
76	921.97	941.7	40	*200	30	120
78	946.21	966	40	*200	30	120
80	970.46	990.3	40	*200	30	120
85	1031.09	1051	40	*200	30	120
90	1091.71	1111.6	40	*200	30	120
95	1152.34	1172.3	40	*200	30	120
100	1212.97	1232.9	40	*200	30	120
110	1334.22	1354.2	40	*200	30	120
114	1382.73	1402.8	40	*200	30	120
120	1455.48	1475.6	40	*200	30	120
125	1516.12	1536.2	40	*200	30	120

注：1. 外形尺寸按上表，齿部参数在不指明的情况按照 ISO 606 加工。其余标准：DIN 8187/ BS 228 /JIS 1802
2. 材质：不指定则为 45 GB/T699
3. 带 “*” 的凸缘为焊接件。

B 系列滚子链轮 Sprocket For Roller Chain-B Series

三排链轮 1 1/2"X1" ISO/R 24B 吋五 Sprockets for Roller Chains-Triplex

配套链条尺寸 Chain Size

节距 Pitch	38.10mm
滚子直径 Roller	22.23mm
内节内宽 Internal width	25.22mm

链轮尺寸 Sprocket Size

齿端圆弧R3 Tooth radius	38.00mm
圆弧深度C Radius width	4.00mm
齿宽 B1 Tooth width	23.60mm
排间距 Pt Row spacing	48.36mm
总厚度 B3 Total length	120.20mm

A 型

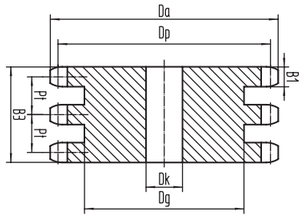

B 型

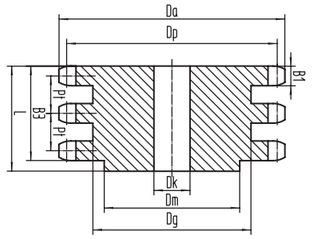

齿数 Tooth Number	节圆径 Pitch Diameter	齿顶圆 Addendum Circle	A 型	B 型		
			孔径 Bore Diameter	凸台 Boss	孔径 Bore Diameter	总厚度 Aggregate Thickness
Z	Dp	Da	Dk	dm	Dk	L
8	99.57	112.6	25	58	25	140
9	111.4	125.3	25	70	25	140
10	123.3	137.8	25	80	25	140
11	135.24	150.3	25	90	25	150
12	147.21	162.8	25	102	25	150
13	159.21	175.2	25	114	25	150
14	171.22	187.5	25	128	25	150
15	183.26	199.8	25	132	25	150
16	195.3	212.1	25	136	25	150
17	207.35	224.4	25	140	25	150
18	219.41	236.6	25	*150	25	150
19	231.48	248.9	25	*160	25	150
20	243.56	261.1	25	*160	30	150
21	255.64	273.4	30	*160	30	150
22	267.72	285.6	30	*160	30	150
23	279.81	297.8	30	*160	30	150
24	291.9	310.0	30	*160	30	150
25	303.99	322.2	30	*160	30	150
26	316.09	334.4	30	*160	30	150
27	328.19	346.5	30	*160	30	150
28	340.29	358.7	30	*160	30	150
29	352.39	370.9	30	*160	30	150
30	364.5	383.1	40	*160	40	150
31	376.61	395.2	40	*160	40	150
32	388.71	407.4	40	*160	40	150
33	400.82	419.6	40	*160	40	150
34	412.93	431.7	40	*160	40	150
35	425.04	443.9	40	*160	40	150
36	437.15	456.1	40	*160	40	150
37	449.27	468.2	40	*160	40	150
38	461.38	480.4	40	*160	40	150
39	473.49	492.5	40	*160	40	150
40	485.61	504.7	40	*160	40	150

齿数 Tooth Number	节圆径 Pitch Diameter	齿顶圆 Addendum Circle	A 型	B 型		
			孔径 Bore Diameter	凸台 Boss	孔径 Bore Diameter	总厚度 Aggregate Thickness
Z	Dp	Da	Dk	dm	Dk	L
41	497.72	516.8	40	*200	40	150
42	509.84	529	40	*200	40	150
43	521.96	541.1	40	*200	40	150
45	546.19	565.4	40	*200	40	150
46	558.31	577.6	40	*200	40	150
47	570.43	589.7	40	*200	40	150
48	582.55	601.9	40	*200	40	150
49	594.67	614	40	*200	40	150
50	606.78	626.2	40	*200	40	150
51	618.9	638.3	40	*200	40	150
52	631.02	650.4	40	*200	40	150
53	643.14	662.6	40	*200	40	150
54	655.27	674.7	40	*200	40	150
55	667.39	686.9	40	*200	40	150
56	679.51	699	40	*200	40	150
57	691.63	711.1	40	*200	40	150
60	727.99	747.6	40	*200	40	150
67	812.85	832.5	40	*220	40	150
69	837.1	856.8	40	*220	40	150
70	849.22	868.9	40	*220	40	150
72	873.47	893.2	40	*220	40	150
75	909.84	929.6	40	*220	40	150
76	921.97	941.7	40	*220	40	150
78	946.21	966	40	*220	40	150
80	970.46	990.3	40	*220	40	150
85	1031.09	1051	40	*220	40	150
90	1091.71	1111.6	40	*220	40	150
95	1152.34	1172.3	40	*220	40	150
100	1212.97	1232.9	40	*220	40	150
110	1334.22	1354.2	40	*220	40	150
114	1382.73	1402.8	40	*220	40	150
120	1455.48	1475.6	40	*220	40	150
125	1516.12	1536.2	40	*220	40	150

注：1. 外形尺寸按上表，齿部参数在不指明的情况按照 ISO 606 加工。其余标准：DIN 8187/ BS 228 /JIS 1802
2. 材质：不指定为 45 GB/T699
3. 带 “*” 的凸缘为焊接件。

双节距链轮 Double Pitch Sprocket

ISO 1275 208A ANSI 2040/C2040

配套链条尺寸 Chain Size

节距 Pitch	25.40mm
滚子直径 Roller	7.95mm
内节内宽 Internal width	7.85mm

链轮尺寸 Sprocket Size

齿端圆弧R3 Tooth radius	26.00mm
圆弧深度C Radius width	2.50mm
齿宽B1 Tooth width	7.20mm

A 型

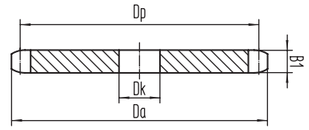

B 型

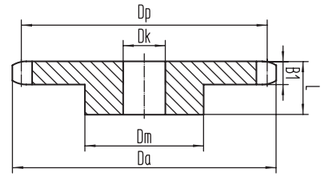

实际齿数 Actual Teeth Number	有效齿数 Effective Teeth Number	节圆径 Pitch Diameter	齿顶圆 Addendum Circle	A 型	B 型		
				孔径 Bore Diameter	凸台 Boss	孔径 Bore Diameter	总厚度 Aggregate Thickness
Z	Z'	Dp	Da	Dk	dm	Dk	L
11	5.5	46.98	50.9		35	12	25
12	6	50.80	55.0		40	12	25
13	6.5	54.66	59.2		40	12	25
14	7	58.54	63.3		45	12	25
15	7.5	62.45	67.4		45	12	25
16	8	66.37	71.5		50	14	25
17	8.5	70.31	75.6		52	14	28
18	9	74.26	79.7		56	14	28
19	9.5	78.23	83.7		60	14	28
20	10	82.20	87.8		64	14	28
21	10.5	86.17	91.9		68	14	28
22	11	90.16	96.0		70	14	28
23	11.5	94.14	100.0		70	14	28
24	12	98.14	104.1		70	14	28
25	12.5	102.14	108.2		70	14	28
26	13	106.14	112.2		70	14	28
27	13.5	110.14	116.3		70	14	28
28	14	114.15	120.3		70	14	28
29	14.5	118.16	124.4		80	14	28
30	15	122.17	128.5		80	14	28

双节距链轮 Double Pitch Sprocket

ISO 1275 208AL ANSI 2042/C2042

配套链条尺寸 Chain Size

节距 Pitch	25.40mm
滚子直径 Roller	15.88mm
内节内宽 Internal width	7.85mm

链轮尺寸 Sprocket Size

齿端圆弧R3 Tooth radius	26.00mm
圆弧深度C Radius width	2.50mm
齿宽B1 Tooth width	7.20mm

A 型

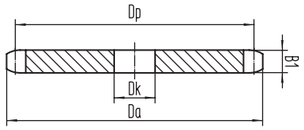

B 型

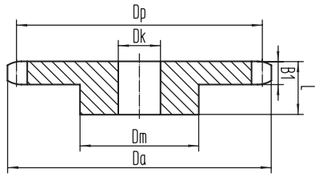

实际齿数 Actual Teeth Number	有效齿数 Effective Teeth Number	节圆径 Pitch Diameter	齿顶圆 Addendum Circle	A 型	B 型		
				孔径 Bore Diameter	凸台 Boss	孔径 Bore Diameter	总厚度 Aggregate Thickness
Z	Z'	Dp	Da	Dk	dm	Dk	L
8	4	66.37	76.6		42	14	25
9	4.5	74.26	85.0		50	14	25
10	5	82.20	93.4		55	14	28
11	5.5	90.16	101.7		61	14	28
12	6	98.14	110.0		69	14	28
13	6.5	106.14	118.3		78	14	28
14	7	114.15	126.5		84	14	28
15	7.5	122.17	134.7		92	14	28
16	8	130.20	142.9	14	100	14	28
17	8.5	138.23	151.1	14	100	14	28
18	9	146.27	159.3	14	100	14	28
19	9.5	154.32	167.5	14	100	14	28
20	10	162.37	175.6	16	100	19	30
21	10.5	170.42	183.8	16	110	19	30
22	11	178.48	191.9	16	110	19	30
23	11.5	186.54	200.0	16	110	19	30
24	12	194.60	208.2	16	110	19	30
25	12.5	202.66	216.3	16	110	19	30
26	13	210.72	224.4	16	120	19	30
27	13.5	218.79	232.6	16	120	19	30
28	14	226.86	240.7	16	120	19	30
29	14.5	234.93	248.8	16	120	19	30
30	15	243.00	256.9	16	120	19	30

ISO 1275 210A ANSI 2050/C2050

配套链条尺寸 Chain Size

节距 Pitch	31.75mm
滚子直径 Roller	10.16mm
内节内宽 Internal width	9.40mm

链轮尺寸 Sprocket Size

齿端圆弧R3 Tooth radius	32.00mm
圆弧深度C Radius width	3.50mm
齿宽B1 Tooth width	7.80mm

A 型

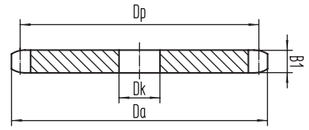

B 型

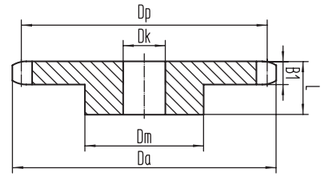

实际齿数 Actual Teeth Number	有效齿数 Effective Teeth Number	节圆径 Pitch Diameter	齿顶圆 Addendum Circle	A 型	B 型		
				孔径 Bore Diameter	凸台 Boss	孔径 Bore Diameter	总厚度 Aggregate Thickness
Z	Z'	Dp	Da	Dk	dm	Dk	L
11	5.5	58.73	63.6		37	14	28
12	6	63.50	68.8		42	14	28
13	6.5	68.32	74.0		47	14	28
14	7	73.18	79.1		52	14	28
15	7.5	78.06	84.2		57	14	28
16	8	82.97	89.4		60	14	28
17	8.5	87.89	94.5		60	14	28
18	9	92.83	99.6		70	14	28
19	9.5	97.78	104.7		70	19	28
20	10	102.75	109.8		75	19	28
21	10.5	107.72	114.9		75	19	28
22	11	112.70	120.0		80	19	28
23	11.5	117.68	125.1		80	19	28
24	12	122.67	130.2	16	80	19	32
25	12.5	127.67	135.2	16	80	19	32
26	13	132.67	140.3	16	85	19	32
27	13.5	137.67	145.4	16	85	19	32
28	14	142.68	150.5	16	90	19	32
29	14.5	147.69	155.5	16	90	19	32
30	15	152.71	160.6	16	90	19	32

双节距链轮 Double Pitch Sprocket

ISO 1275 210AL ANSI 2052/C2052

配套链条尺寸 Chain Size

节距 Pitch	31.75mm
滚子直径 Roller	19.05mm
内节内宽 Internal width	9.40mm

链轮尺寸 Sprocket Size

齿端圆弧R3 Tooth radius	32.00mm
圆弧深度C Radius width	3.50mm
齿宽B1 Tooth width	8.70mm

■ A 型

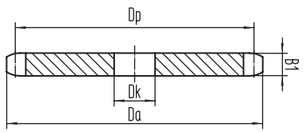

■ B 型

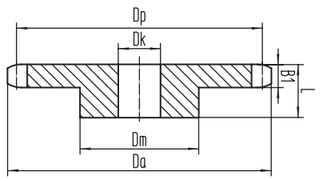

实际齿数 Actual Teeth Number	有效齿数 Effective Teeth Number	节圆径 Pitch Diameter	齿顶圆 Addendum Circle	A 型	B 型		
				孔径 Bore Diameter	凸台 Boss	孔径 Bore Diameter	总厚度 Aggregate Thickness
Z	Z'	Dp	Da	Dk	dm	Dk	L
8	4	82.97	95.7		48	14	28
9	4.5	92.83	106.3		58	14	28
10	5	102.75	116.8		69	14	28
11	5.5	112.70	127.2		79	14	28
12	6	122.67	137.5	16	90	19	32
13	6.5	132.67	147.9	16	98	19	32
14	7	142.68	158.2	16	106	19	32
15	7.5	152.71	168.4	16	114	19	32
16	8	162.75	178.7	16	114	19	32
17	8.5	172.79	188.9	16	114	19	32
18	9	182.84	199.1	16	114	19	32
19	9.5	192.90	209.3	16	114	19	32
20	10	202.96	219.5	16	114	19	32
21	10.5	213.03	229.7	16	114	19	32
22	11	223.10	239.9	16	114	19	32
23	11.5	233.17	250.1	16	114	22	32
24	12	243.25	260.2	22	114	22	32
25	12.5	253.32	270.4	22	114	22	32
26	13	263.41	280.5	22	127	22	32
27	13.5	273.49	290.7	22	127	22	32
28	14	283.57	300.8	22	127	22	32
29	14.5	293.66	311.0	22	127	22	32
30	15	303.75	321.1	22	127	22	32

ISO 1275 212A ANSI 2060/C2060

配套链条尺寸 Chain Size

节距 Pitch	38.10mm
滚子直径 Roller	11.91mm
内节内宽 Internal width	12.57mm

链轮尺寸 Sprocket Size

齿端圆弧R3 Tooth radius	38.00mm
圆弧深度C Radius width	4.00mm
齿宽B1 Tooth width	11.60mm

■ A 型

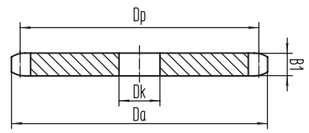

■ B 型

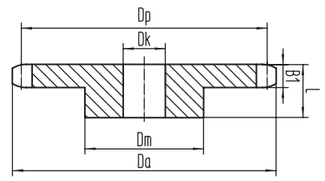

实际齿数 Actual Teeth Number	有效齿数 Effective Teeth Number	节圆径 Pitch Diameter	齿顶圆 Addendum Circle	A 型	B 型		
				孔径 Bore Diameter	凸台 Boss	孔径 Bore Diameter	总厚度 Aggregate Thickness
Z	Z'	Dp	Da	Dk	dm	Dk	L
11	5.5	70.47	76.3		46	19	32
12	6	76.20	82.5		52	19	32
13	6.5	81.98	88.7		58	19	32
14	7	87.81	94.9		64	19	32
15	7.5	93.67	101.1		70	19	32
16	8	99.56	107.2		75	19	32
17	8.5	105.47	113.3		80	19	32
18	9	111.40	119.5		80	19	32
19	9.5	117.34	125.6		80	19	32
20	10	123.29	131.7		80	19	32
21	10.5	129.26	137.8		90	19	32
22	11	135.23	143.9		90	19	32
23	11.5	141.22	150.0		90	19	32
24	12	147.21	156.1	18	90	19	32
25	12.5	153.20	162.2	18	90	19	32
26	13	159.20	168.3	18	95	19	32
27	13.5	165.21	174.4	18	95	19	32
28	14	171.22	180.5	18	95	19	32
29	14.5	177.23	186.6	18	95	19	32
30	15	183.25	192.7	18	95	19	32

双节距链轮 Double Pitch Sprocket

ISO 1275 212AL ANSI 2062/C2062

配套链条尺寸 Chain Size

节距 Pitch	38.10mm
滚子直径 Roller	22.23mm
内节内宽 Internal width	12.57mm

链轮尺寸 Sprocket Size

齿端圆弧R3 Tooth radius	38.00mm
圆弧深度C Radius width	4.00mm
齿宽B1 Tooth width	11.60mm

■ A 型

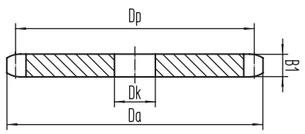

■ B 型

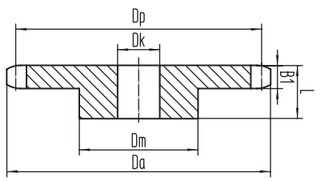

实际齿数 Actual Teeth Number	有效齿数 Effective Teeth Number	节圆径 Pitch Diameter	齿顶圆 Addendum Circle	A 型	B 型		
				孔径 Bore Diameter	凸台 Boss	孔径 Bore Diameter	总厚度 Aggregate Thickness
Z	Z'	Dp	Da	Dk	dm	Dk	L
8	4	99.56	114.8		58	19	32
9	4.5	111.40	127.5		70	19	32
10	5	123.29	140.1		80	19	32
11	5.5	135.23	152.6		90	19	32
12	6	147.21	165.1	18	102	19	32
13	6.5	159.20	177.4	18	114	19	32
14	7	171.22	189.8	18	128	19	32
15	7.5	183.25	202.1	18	136	19	32
16	8	195.29	214.4	18	136	19	32
17	8.5	207.35	226.7	22	136	22	32
18	9	219.41	238.9	22	136	22	32
19	9.5	231.48	251.2	22	136	22	32
20	10	243.55	263.4	22	136	22	32
21	10.5	255.63	275.6	22	150	22	32
22	11	267.72	287.9	22	150	22	32
23	11.5	279.80	300.1	22	150	22	32
24	12	291.90	312.3	22	150	22	32
25	12.5	303.99	324.5	22	150	22	32
26	13	316.09	336.6	22	150	22	45
27	13.5	328.19	348.8	22	150	22	45
28	14	340.29	361.0	22	150	22	45
29	14.5	352.39	373.2	22	150	22	45
30	15	364.49	385.4	22	150	22	45

ISO 1275 216A ANSI 2080/C2080

配套链条尺寸 Chain Size

节距 Pitch	50.80mm
滚子直径 Roller	15.88mm
内节内宽 Internal width	15.75mm

链轮尺寸 Sprocket Size

齿端圆弧R3 Tooth radius	51.00mm
圆弧深度C Radius width	4.50mm
齿宽B1 Tooth width	14.60mm

■ A 型

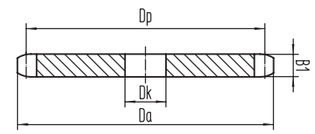

■ B 型

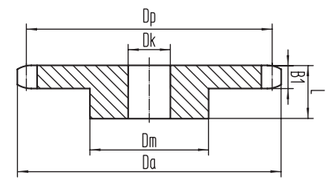

实际齿数 Actual Teeth Number	有效齿数 Effective Teeth Number	节圆径 Pitch Diameter	齿顶圆 Addendum Circle	A 型	B 型		
				孔径 Bore Diameter	凸台 Boss	孔径 Bore Diameter	总厚度 Aggregate Thickness
Z	Z'	Dp	Da	Dk	dm	Dk	L
11	5.5	93.96	101.7		75	25	41.5
12	6	101.60	110.0		80	25	41.5
13	6.5	109.31	118.3		80	25	38.1
14	7	117.08	126.5		80	25	38.1
15	7.5	124.90	134.7		90	25	38.1
16	8	132.75	142.9		100	25	38.1
17	8.5	140.63	151.1	22	110	25	38.1
18	9	148.53	159.3	22	110	25	38.1
19	9.5	156.45	167.5	22	110	25	38.1
20	10	164.39	175.6	22	110	25	38.1
21	10.5	172.35	183.8	22	110	25	44.5
22	11	180.31	191.9	22	110	25	44.5
23	11.5	188.29	200.0	22	110	25	44.5
24	12	196.28	208.2	22	110	25	44.5
25	12.5	204.27	216.3	22	110	25	44.5
26	13	212.27	224.4	30	120	30	50.8
27	13.5	220.28	232.6	30	120	30	50.8
28	14	228.29	240.7	30	120	30	50.8
29	14.5	236.31	248.8	30	120	30	50.8
30	15	244.33	256.9	30	120	30	50.8

双节距链轮 Double Pitch Sprocket

ISO 1275 216AL ANSI 2082/C2082

配套链条尺寸 Chain Size

节距 Pitch	50.80mm
滚子直径 Roller	22.58mm
内节内宽 Internal width	15.75mm

链轮尺寸 Sprocket Size

齿端圆弧R3 Tooth radius	51.00mm
圆弧深度C Radius width	4.50mm
齿宽B1 Tooth width	14.60mm

■ A 型

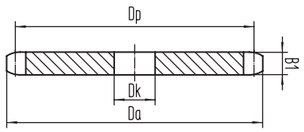

■ B 型

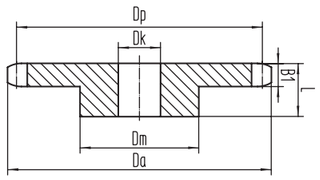

实际齿数 Actual Teeth Number	有效齿数 Effective Teeth Number	节圆径 Pitch Diameter	齿顶圆 Addendum Circle	A 型	B 型		
				孔径 Bore Diameter	凸台 Boss	孔径 Bore Diameter	总厚度 Aggregate Thickness
Z	Z'	Dp	Da	Dk	dm	Dk	L
8	4	132.75	153.1		100	25	45
9	4.5	148.53	170.1		110	25	45
10	5	164.39	186.8		110	25	45
11	5.5	180.31	203.5	22	110	25	45
12	6	196.28	220.1	22	110	25	45
13	6.5	212.27	236.6	30	120	30	50.8
14	7	228.29	253.1	30	120	30	50.8
15	7.5	244.33	269.5	30	120	30	50.8
16	8	260.39	285.9	30	120	30	50.8
17	8.5	276.46	302.2	30	120	30	50.8
18	9	292.55	318.6	30	120	30	50.8
19	9.5	308.64	334.9	30	120	30	50.8
20	10	324.74	351.2	30	120	30	50.8
21	10.5	340.84	367.5	30	120	30	50.8
22	11	356.96	383.8	30	120	30	50.8
23	11.5	373.07	400.1	30	120	30	50.8
24	12	389.19	416.3	30	120	30	50.8
25	12.5	405.32	432.6	30	120	30	50.8
26	13	421.45	448.9	30	130	30	50.8
27	13.5	437.58	465.1	30	130	30	50.8
28	14	453.72	481.3	30	130	30	50.8
29	14.5	469.85	497.6	30	130	30	50.8
30	15	485.99	513.8	30	130	30	50.8

双驱链轮 Double Drive Sprocket

ISO 1275 208A ANSI 2040/C2040

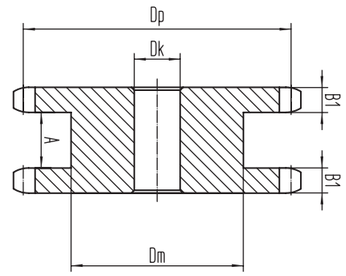

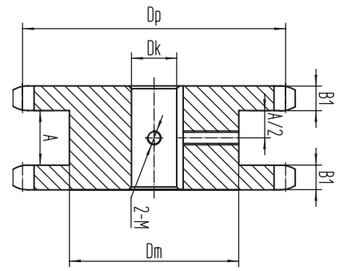

链号 sprocket Type	齿数 teeth number	节圆径 Pitch diameter	齿顶圆 addendum circle	孔径 bore diameter		总厚度 aggregate thickness	排距 array pitch	凸缘 flange	齿厚 tooth thickness
	Z	Dp	Da	Min	Max	L	A	Dk	B1
06B	14	42.80	46.9	10	20	23.5	18.17	31	5.31
	15	45.81	50.0	10	23	23.5	18.17	34	5.31
	16	48.82	53.0	10	25	23.5	18.17	37	5.31
	17	51.84	56.1	10	27	23.5	18.17	40	5.31
	18	54.85	59.2	10	29	23.5	18.17	43	5.31
	19	57.87	62.2	10	31	23.5	18.17	46	5.31
	20	60.89	65.3	10	33	23.5	18.17	48	5.31
	21	63.91	68.3	10	35	23.5	18.17	52	5.31
	22	66.93	71.4	12	36	23.5	18.17	55	5.31
	23	69.95	74.4	12	38	23.5	18.17	58	5.31
	24	72.97	77.5	12	40	23.5	18.17	61	5.31
	25	76.00	80.5	12	43	23.5	18.17	64	5.31
08B	12	49.07	54.3	12	24	35.7	28.58	35	7.2
	13	53.07	58.4	12	26	35.7	28.58	38	8.2
	14	57.07	62.5	12	27	35.7	28.58	41	9.2
	15	61.08	66.6	12	30	35.7	28.58	46	10.2
	16	65.10	70.7	12	34	35.7	28.58	50	11.2
	17	69.12	74.8	12	36	35.7	28.58	54	12.2
	18	73.14	78.9	12	38	35.7	28.58	58	13.2
	19	77.16	83.0	12	41	35.7	28.58	63	14.2
	20	81.18	87.0	12	44	35.7	28.58	66	15.2
	21	85.21	91.1	16	46	35.7	28.58	70	16.2
	22	89.24	95.2	16	48	35.7	28.58	74	17.2
	23	93.27	99.3	16	52	35.7	28.58	78	18.2
	24	97.30	103.3	16	54	35.7	28.58	82	19.2
	25	101.33	107.4	16	57	35.7	28.58	86	20.2

双驱链轮 Double Drive Sprocket

链号	齿数	节圆径	齿顶圆	孔径		总厚度	排距	凸缘	齿厚
	Z	Dp	Da	Min	Max	L	A	Dk	B1
10B	12	61.36	67.8	16	30	42	33.34	43	9.1
	13	66.36	73.0	16	34	42	33.34	48	9.1
	14	71.36	78.2	16	36	42	33.34	53	9.1
	15	76.38	83.3	16	40	42	33.34	58	9.1
	16	81.40	88.4	16	42	42	33.34	64	9.1
	17	86.42	93.5	16	44	42	33.34	68	9.1
	18	91.45	98.6	16	47	42	33.34	73	9.1
	19	96.48	103.7	16	52	42	33.34	78	9.1
	20	101.51	108.8	16	57	42	33.34	83	9.1
	21	106.55	113.9	16	57	42	33.34	88	9.1
	22	111.58	119.0	16	61	42	33.34	93	9.1
	23	116.62	124.1	16	65	42	33.34	98	9.1
	24	121.66	129.2	16	69	42	33.34	103	9.1
	25	126.70	134.3	16	72	42	33.34	110	9.1
12B	12	73.60	81.4	19	35	49.2	38.1	53	11.1
	13	79.60	87.6	19	38	49.2	38.1	59	11.1
	14	85.61	93.8	19	42	49.2	38.1	65	11.1
	15	91.63	99.9	19	38	49.2	38.1	72	11.1
	16	97.65	106.1	19	46	49.2	38.1	77	11.1
	17	103.67	112.2	19	55	49.2	38.1	82	11.1
	18	109.70	118.3	19	58	49.2	38.1	88	11.1
	19	115.74	124.4	19	62	49.2	38.1	94	11.1
	20	121.78	130.6	19	65	49.2	38.1	100	11.1
	21	127.82	136.7	24	70	49.2	38.1	106	11.1
	22	133.86	142.8	24	73	49.2	38.1	112	11.1
	23	139.90	148.9	24	77	49.2	38.1	118	11.1
	24	145.95	155.0	24	81	49.2	38.1	124	11.1
	25	151.99	161.1	24	85	49.2	38.1	130	11.1

链号	齿数	节圆径	齿顶圆	孔径		总厚度	排距	凸缘	齿厚
	Z	Dp	Da	Min	Max	L	A	Dk	B1
16B	12	98.14	108.5	25	46	63.5	46.5	72	16.2
	13	106.14	116.8	25	50	63.5	46.5	80	16.2
	14	114.15	125.0	25	57	63.5	46.5	88	16.2
	15	122.17	133.2	25	60	63.5	46.5	96	16.2
	16	130.20	141.4	25	68	63.5	46.5	104	16.2
	17	138.23	149.6	25	71	63.5	46.5	112	16.2
	18	146.27	157.8	25	79	63.5	46.5	120	16.2
	19	154.32	165.9	25	82	63.5	46.5	128	16.2
	20	162.37	174.1	25	88	63.5	46.5	135	16.2
	21	170.42	182.2	25	95	63.5	46.5	142	16.2
	22	178.48	190.4	25	100	63.5	46.5	151	16.2
	23	186.54	198.5	25	107	63.5	46.5	160	16.2
	24	194.60	206.6	25	111	63.5	46.5	167	16.2
	25	202.66	214.8	25	115	63.5	46.5	175	16.2
20B	13	132.67	146.0	25	63.50	68.3	49.8	96	18.5
	14	142.68	156.3	25	69.85	68.3	49.8	106	18.5
	15	152.71	166.5	32	77.80	68.3	49.8	116	18.5
	16	162.75	176.8	32	82.55	68.3	49.8	114	18.5
	17	172.79	187.0	32	92.10	68.3	49.8	124	18.5
	18	182.84	197.2	32	95.25	68.3	49.8	134	18.5
	19	192.90	207.4	32	106.36	68.3	49.8	157	18.5
	20	202.96	217.6	32	106.36	68.3	49.8	167	18.5
	21	213.03	227.8	32	106.36	68.3	49.8	177	18.5
	23	93.27	99.3	16	52	35.7	28.58	78	18.2
	24	97.30	103.3	16	54	35.7	28.58	82	19.2
	25	101.33	107.4	16	57	35.7	28.58	86	20.2

同步带轮 Synchronous Pulley

简介 Brief Introduction

同步带轮为您提供高端非标定制同步带轮以及相关传动产品，包括非标同步带轮、同步带、辊轮轴、包胶辊轮、各类联轴器等。可广泛应用于仓储物流、汽车、纺织、印刷包装设备、缝制设备、办公设备、激光雕刻设备、烟草、金融机具、舞台灯光、通讯食品机械、医疗机械、钢铁机械、石油化工、仪器仪表、各种精密机床等领域。

UIB synchronous pulley provides you with high-end non-standard customerized synchronous pulley and related transmission products, including non-standard synchronous pulley, synchronous belt and roller shaft, rubber-coated rollers, various types of coupling, etc. It can be widely used in warehousing, logistics, automobile, textile, printing and packaging equipment, sewing equipment, office equipment, laser engraving equipment, tobacco, financial equipment, stage lighting, communication,food machinery, medical machinery, steel machinery, petrochemical industry,instruments, various precision machine tools and other fields



优点 Advantages

- 传动准确，工作时无滑动，具有恒定的传动比；
- 传动平稳，具有缓冲、减振能力，噪声低；
- 传动效率高，可达 0.98，节能效果明显；
- 维护保养方便，不需润滑，维护费用低；
- 速比范围大，一般可达 10，线速度可达 50m/s；
- 可用于长距离传动，中心距可达 10m 以上

- Accurate transmission, no sliding when working, with a constant transmission ratio
- Smooth transmission, with cushioning and vibration reduction capabilities, low noise
- High transmission efficiency,can be reach 0.98, and the energy saving effect is obvious
- Easy maintenance, no need lubrication, low maintenance cost
- Large speed ratio range, generally up to 10, linear speed up to 50m/s
- It can be used for long distance transmission with center distance of more than 10m

材质 Material	优点 Advantages	重量 Weight	用途 purpose	表面处理 surface treatment
铝合金 Aluminium alloy	/	轻 Light	用于轻载同步带传动 Used for light load synchronous belt drive	不做处理 No treatment
				本色阳极氧化处理 Natural Anodic Oxidation Treatment
				黑色阳极氧化处理 Natural Anodic Oxidation Treatment
				硬质阳极氧化处理 Hard Anodic Oxidation Treatment
45# 钢 45# Steel	耐磨性和受力性均较好 Good wear resistance and stress resistance	沉 Heavy	用于重载传动中 Used in heavy-duty transmission	不做处理 No treatment
				发黑 Black finish

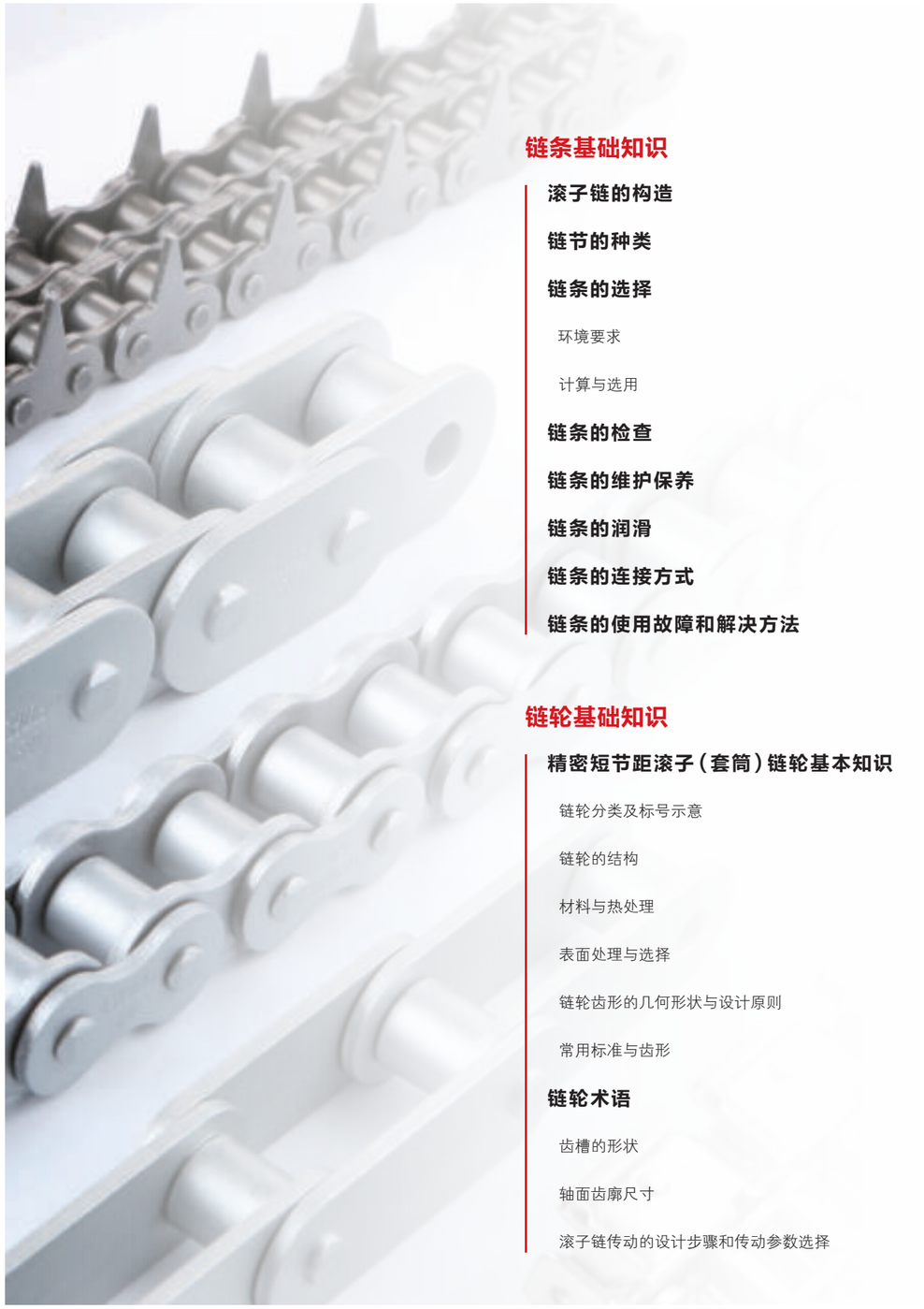

链条基础知识

滚子链的构造 167

链节的种类 167

链条的选择

环境要求 168

计算与选用 168

链条的检查 172

链条的维护保养 173

链条的润滑 174

链条的连接方式 175

链条的使用故障和解决方法 176

链轮基础知识

精密短节距滚子（套筒）链轮基本知识

链轮分类及标号示意 178

链轮的结构 178

材料与热处理 179

表面处理与选择 179

链轮齿形的几何形状与设计原则 179

常用标准与齿形 179

链轮术语

齿槽的形状 180

轴面齿廓尺寸 181

滚子链传动的设计步骤和传动参数选择 182

滚子链的构造
Construction of roller chain

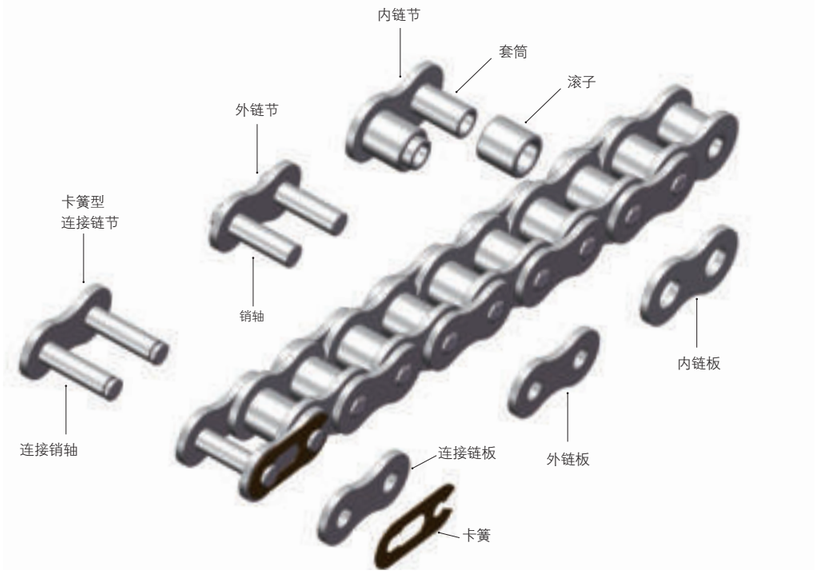

链节的种类
Type of link

滚子链一般由多个链节连接成环形或者固定末端使用，不论是哪种都需要连接链节。而且，当滚子链为奇数链节时，虽然可以使用过渡链节，但是因为可能会导致传动能力、最大容许张力下降，所以请尽可能设计为偶数链节。还有，一般情况下，连接链节、过渡链节上仅涂抹防锈油。组装到本体上时，请在销轴、套筒上涂抹足够的润滑油。



链条的选择

环境要求

由于机械设备的工作环境复杂，在链传动的选择方面必须根据工况来选择适当的组成材料及其硬度。具体如下：

抗磨损性

■ 有些设备作业时，避免不了会接触到沙、土、秸轩颗粒等杂物，这些颗粒会落入链条套筒和滚子的空隙中以及滚子和链轮的啮合部位，就像研磨砂的磨粒一样，在接触面上就会产生划痕，从而加快了链条及链轮的磨损，缩短了使用寿命。预防的措施有：

1) 在链条的传动机构部分加密封保护罩，防止这些杂物进入到链传动系统。

2) 让链条运行的慢一些，并且减少链与链轮的啮合数量。

3) 使用规格较大的链条或者多排链条以减少承受压力（指套筒与滚子，销轴与套筒之间的压力）。

■ 如果由于某种原因，以上这三种方法都不可行，可以采用下面的措施：

1) 使用轴承钢或者铬钼钢等材料来制造零部件，并且通过热处理硬化措施来提高他们的抗耐磨性能。

2) 当链板受到相当大的磨损时，可以使用硬化钢来作为制造材料。

3) 套筒的磨损率最大，因此可以强加它的厚度以减少承受面的压力，并且使用耐磨钢材作为制造材料。

抗疲劳性

由于机械设备作业特殊条件的环境，对链条的抗疲劳性能有较高要求，因此可以考虑使用加重型链条、或者多排链来改善。

抗氧化性

对于直接接触到水的链条（例如清洗机链、水稻链等），会发生氧化生锈从而造成链条的逐步磨损，因此用在这种环境中的链条需经过一定的防锈处理措施，或者使用不锈钢或其他具有良好抗水性能的链条用钢。另外，加大铰链部位的间隙，防止铁锈的沉积也是很必要的。

计算与选用

链条标准运转

■ 链条标准运转的条件，如下：

a) 无半目链节的单排链

b) 主动链轮齿数为 35 齿

c) 安装在水平平行轴上的两链轮传动

d) 工作环境温度在 –5℃ ~ 70℃之间

e) 传动减速比可达 3:1

f) 链条预期使用寿命为 15000h

g) 链长为 120 个链节，若链长小于此长度时，使用寿命将按此比例减小

h) 平稳运转，无过载、冲击或频繁启动

i) 清洁和合适的润滑见“链条传动安装、点检、保养指南”第二项

j) 链轮位置正确对中，链条调节保持正确见“链条传动安装、点检、保养指南”第一项

■ 图 1 和图 2 是在上述条件下建立的链条承载能力图表，给出了各种规格的链条所对应的主动链轮转速 N1 和修正功率 Pc 的曲线。

1) 双排链的额定功率可以用单排链的 Pc*1.75 计算得到。

2) 三排链的额定功率可以用单排链的 Pc*2.5 计算得到。

3) Pc 计算公式如下：

Pc=Pi x F1x F2

（输入功率 Pi 是指主动链轮要传递的功率，若输入扭矩已知，则输入功率 Pi=M x N1 / 9550）

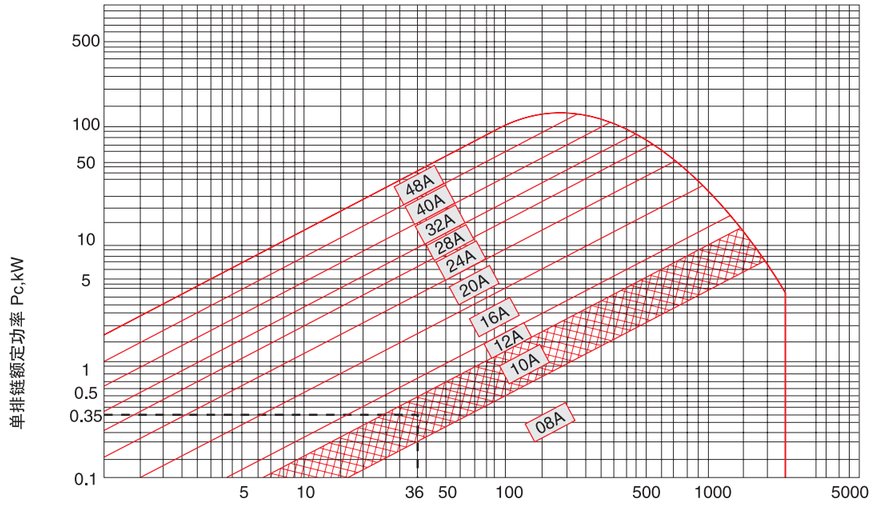

图1 ISO A 系列滚子链承载能力图表

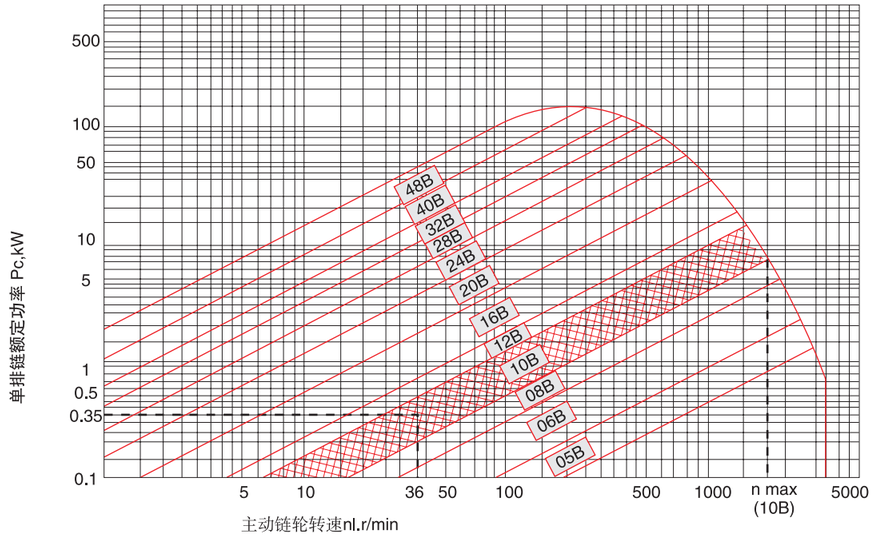

图2 ISO B 系列滚子链承载能力图表

链条的选择

其他运转条件

工况系数 F_1

工况系数 F_1 是考虑动力过载程度的系数，它与链传动的运转条件，特别是与主动和从动机械和特性有关。系数 F_1 值可由表 1 直接查得，或者结合表 2, 表 3 做类比选定。

表 1 工况系数

从动机械特性（见表 3）	主动机械特性（见表 2）		
	平稳运转	轻微冲击	中等冲击
平稳运转	1.0	1.1	1.3
中等冲击	1.4	1.5	1.7
严重冲击	1.8	1.9	2.1

表 2 主动机械特性的定义

运转平稳	带有液力偶合器的内燃机、电动机、汽轮机和燃气轮机。
轻微冲击	六缸（含）以上带机械式联轴器的内燃机、经常起动的电动机（一日起动两次以上）。
严重冲击	六缸以下带机械式联轴器的内燃机。

表 3 从动机械特性的定义

运转平稳	离心式的泵和压缩机、印刷机械、均匀加料的带式输送机、纸张压光机、自动扶梯、液体搅拌机和混料机、回转干燥炉、风机。
中等冲击	三缸（含）以上的泵和压缩机、混凝土搅拌机、载荷非恒定的输送机、固体搅拌机和混料机。
严重冲击	刨煤机、电铲、轧机、球磨机、橡胶加工机械、压力机、剪床、单缸或双缸的泵和压缩机、石油钻机。

齿数系数 F_2

齿数系数 F_2 是考虑主动链轮齿数影响的系数，其数值从图 3 中查取。

链条选择

- 从承载能力图（见图 1 和图 2）按要求传递的功率和小链轮转速，选择节距最小的单排链。
- 在要求为紧凑的传动布置场合，则可考虑选用节距更小的多排链，这样链轮直径也会减小。

链条长度

根据已知的链条节距（P）和初选的中心距（C_2），按下列公式可计算出两链轮传动的链长节数（Ln）。计算出的链长节数 (Ln) 应圆成整数（L），链长节数选用偶数节，则可以避免使用半目节链。

- 当两链轮的齿数相等时（Z=Z1=Z2）：$Ln= 2xC_2 / P + Z$
- 当两链轮的齿数不等时：$Ln= 2xC_2 / P + (Z_1+Z_2) / 2 + F_3xP/C_2$，式中：$F_3=[(Z_2-Z_1) / 2]^2$，$F_3$ 的计算值见表 4。

链条速度

链条的线速度可按下式计算：

$V=N_1xZ_1xP/60000$

图 3 主动链轮齿数系数 F_2

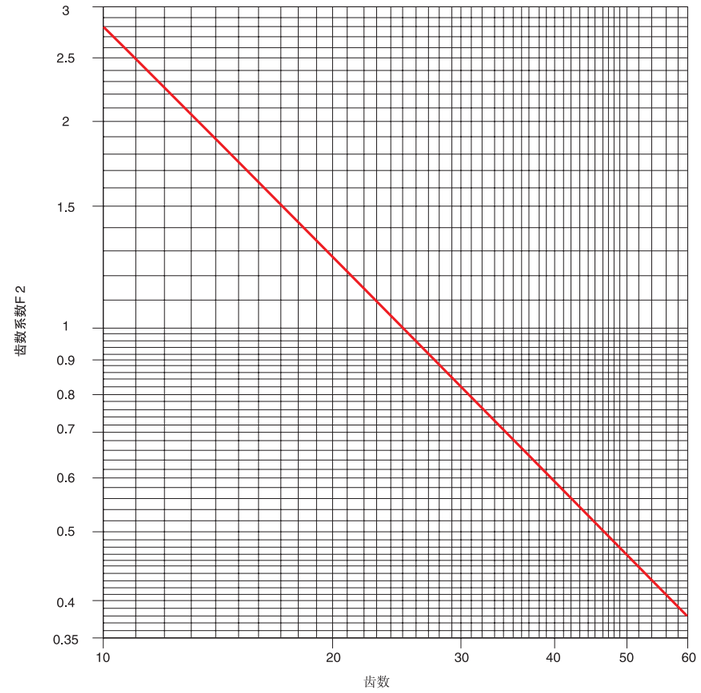

表 4 F_3 的计算

Z_2-Z_1	F_3	Z_2-Z_1	F_3	Z_2-Z_1	F_3	Z_2-Z_1	F_3	Z_2-Z_1	F_3
1	0.0253	21	11.171	41	42.580	61	94.254	81	166.191
2	0.1013	22	12.260	42	44.683	62	97.370	82	170.320
3	0.2280	23	13.400	43	46.836	63	100.536	83	174.500
4	0.4053	24	14.590	44	49.040	64	103.753	84	178.730
5	0.6333	25	15.831	45	51.294	65	107.021	85	183.011
6	0.912	26	17.123	46	53.599	66	110.339	86	187.342
7	1.241	27	18.466	47	55.955	67	113.708	87	191.724
8	1.621	28	19.859	48	58.361	68	117.128	88	196.157
9	2.052	29	21.303	49	60.818	69	12.598	89	200.640
10	2.533	30	22.797	50	63.326	70	124.119	90	205.174
11	3.065	31	24.342	51	65.884	71	127.690	91	209.759
12	3.648	32	25.938	52	68.493	72	131.313	92	214.395
13	4.281	33	27.585	53	71.153	73	134.986	93	219.081
14	4.965	34	29.282	54	73.563	74	138.709	94	223.817
15	5.699	35	31.030	55	76.624	75	142.483	95	228.605
16	6.485	36	32.828	56	79.436	76	146.308	96	233.443
17	7.320	37	34.677	57	82.298	77	150.184	97	238.333
18	8.207	38	36.577	58	85.211	78	154.110	98	243.271
19	9.144	39	38.527	59	88.175	79	158.087	99	248.261
20	10.132	40	40.529	60	91.189	80	162.115	100	253.302

链条的检查及维护保养

最大链轮中心距

根据以上公式确定链条节数（L）后，
按下列公式计算两链轮间的最大中心距（C_1）

- 两链轮的齿数相等时（$Z=Z_1=Z_2$），
  $C_1=Px（L-Z）/2$
- 两链轮的齿数不等时，
  $C_1=F_4xPx[2L-(Z_1+Z_2)]$
  （F4 的计算值见左表）

$\frac{L-Z_1}{Z_2-Z_1}$	F_4	$\frac{L-Z_1}{Z_2-Z_1}$	F_4	$\frac{L-Z_1}{Z_2-Z_1}$	F_4
13	0.249 91	2.00	0.244 21	1.33	0.229 68
12	0.249 90	1.95	0.243 80	1.32	0.229 12
11	0.249 88	1.90	0.243 33	1.31	0.228 54
10	0.249 86	1.85	0.242 81	1.30	0.227 93
9	0.249 83	1.80	0.242 22	1.29	0.227 29
8	0.249 78	1.75	0.241 56	1.28	0.226 62
7	0.249 70	1.70	0.240 81	1.27	0.225 93
6	0.249 58	1.68	0.240 48	1.26	0.225 20
5	0.249 37	1.66	0.240 13	1.25	0.224 43
4.8	0.249 31	1.64	0.239 77	1.24	0.223 61
4.6	0.249 25	1.62	0.239 38	1.23	0.222 75
4.4	0.249 17	1.60	0.238 97	1.22	0.221 85
4.2	0.249 07	1.58	0.238 54	1.21	0.220 90
4.0	0.248 96	1.56	0.238 07	1.20	0.219 90
3.8	0.248 83	1.54	0.237 58	1.19	0.218 84
3.6	0.248 68	1.52	0.237 05	1.18	0.217 71
3.4	0.248 49	1.50	0.236 48	1.17	0.216 52
3.2	0.248 25	1.48	0.235 88	1.16	0.215 26
3.0	0.247 95	1.46	0.235 24	1.15	0.213 90
2.9	0.247 78	1.44	0.234 55	1.14	0.212 45
2.8	0.247 58	1.42	0.233 81	1.13	0.210 90
2.7	0.247 35	1.40	0.233 01	1.12	0.209 23
2.6	0.247 08	1.39	0.232 59	1.11	0.207 44
2.5	0.246 78	1.38	0.232 15	1.10	0.205 49
2.4	0.246 43	1.37	0.231 70	1.09	0.203 36
2.3	0.246 02	1.36	0.231 23	1.08	0.201 04
2.2	0.245 52	1.35	0.230 73	1.07	0.198 48
2.1	0.244 93	1.34	0.230 22	1.06	0.195 64

链条的检查

链条伸长量简易测定方法

将链条两端拉直，量测方式如右图所示，
量测长度 L=（L1+L2）/ 2
标准长度 Ls = 标准节距 x 测量节数
伸长率 Le =（L–Ls）/ Ls x 100%

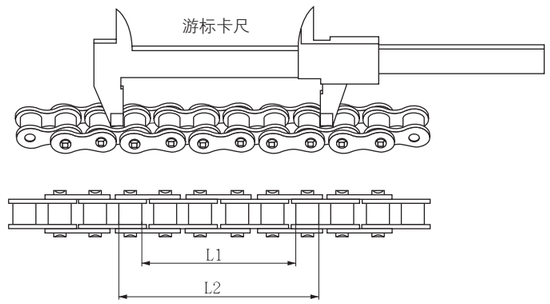

链条伸长的限度

链条伸长量过大时会造成链条无法顺畅的传动而降低传动效率，因此伸长率越过一定的限度时，必须更换新的链条，见下表。

链轮齿数	伸长率（%）
40 齿以下	2.0
40~60 齿	1.5
60~80 齿	1.2
80~100 齿	1.0
100 齿以上	0.8

链条的外观检查

1) 内 / 外链片是否变形、裂缝、锈蚀。
2) 销轴是不变形或转动、锈蚀。
3) 滚子是否裂缝、破坏、过度磨损。
4) 接头是否松脱、变形。
5) 运转时有无异音或不正常的振动，链条润滑状况是否良好。

链条的维护保养

正确拆装：安装前要注意使两链轮轴线平行，并且两链轮的旋转平面应位于同一铅垂平面内，否则将引起脱链或者不正常磨损。

安装链条时，应先将链条缠绕在链轮上，再穿入链销。穿入链销时应从内向外穿，以便于从外侧安装联接板并锁紧。拆卸时，取下锁紧片后，可用锤子轻轻轮换敲打同一联接板上的两个联接销，抽出销轴，卸下链条。若链销头已铆头变粗，可磨平后再拆卸。

链轮装在轴上应没有歪斜和摆动。在同一传动组件中两个链轮的端面应位于同一平面内，链轮中心距在 0.5 米以下时，允许偏差 1 毫米；链轮中心距在 0.5 米以上的时，允许偏差 2 毫米。但不允许有摩擦链轮齿侧面现象，如果两轮偏移过大容易产生脱链和加速磨损。在更换链轮时必须注意检查和调整偏移量。

链条的松紧度应适宜，太紧增加功率消耗，轴承易磨损；太松链条易跳动和脱链。链条的松紧程度为：从链条的中部提起或压下，两链轮中心距约为 2% —3%。

链条经过长久使用后伸长，在难以调整的情况下，可看情况拆去链节，但必须为偶数。具体可将要截断连接的销轴以砂轮磨掉铆头部分，下方垫着治具用冲头将销轴打掉，即可拆除链条，具体见下图：

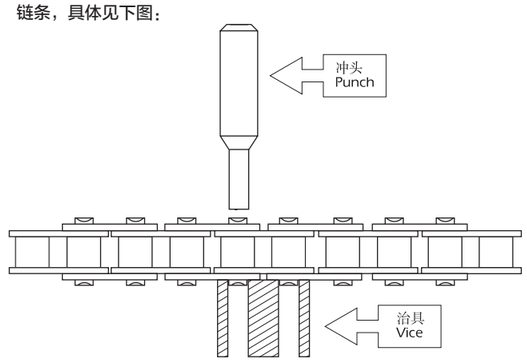

链节应从链条背面穿过，锁片插在外面，
锁紧片的开口应朝转动的相反方向。如下图所示

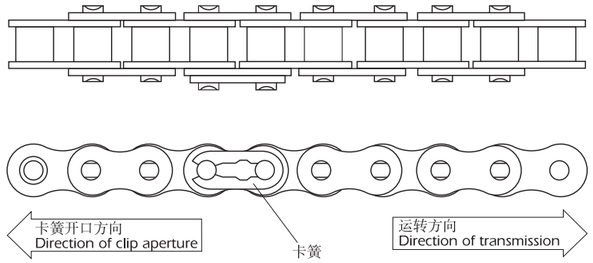

链条的润滑

■ 链轮磨损严重后，应同时更换新链轮和新链条，以保证良好的啮合。不能只单独更换新链条或新链轮，否则会造成啮合不好加速新链条或新链轮的磨损。如右图显示了一个已经磨损的链轮齿部的形状。这样会导致链条附着在链轮上无法顺利的运行，此时可以通过把 A 区部分磨去或翻面使用（指可调面使用的链轮）。连接处的磨损量由链条的尺寸和链速度来决定。当磨损量影响到链传动的正常运行时，就应该采取修正措施或者更换相关部件。

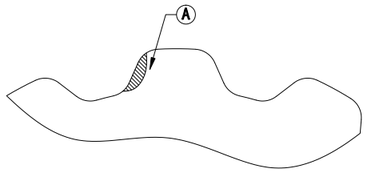

■ 旧链条上不能与部分新链条混合使用，否则容易在传动中产生冲击，拉断链条。

■ 链条在工作中应及时加注润滑油。润滑油必须进入滚子和套筒的配合间隙，以改善工作条件，减少磨损。

■ 机器长期存放时，链条应拆下用煤油或柴油清洗干净，然后涂上机油或黄油存放在干燥处，以防锈蚀。

链条的润滑

链条传动的润滑取决于使用场合、温度、链条线速度等。

■ 使用场合影响

开式传动，如各类联合收割机、割晒机等链条应采用油脂润滑。

闭式传动，如手扶拖拉机链条传动箱，应采用机油润滑。

■ 温度影响

一般推荐使用在 -5℃ ~ +60℃范围内使用润滑。

冬季采用粘度小的机油，夏季采用粘度大的机油。

■ 线速度影响

润滑方式直接与链条线速度有关，

具体可以参照右图选择的润滑方式。

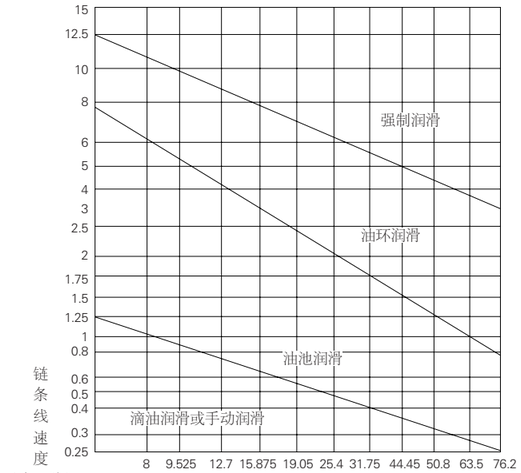

链条的连接方式

连接方式

■ 打卷链条的型号与长度、链节数与连接件的配备关系。

链条型号	每卷长度（英尺）	链节数	配给连接件数
25	500	24000	50
35、06B	100	3200	20
40、08B	100	1800	20
50、10B	100	1920	20
60、12B	100	1600	20
80、16B	50	600	10

■ 链条与连接的供给方式——为明确供货链条与连接件的连接方式，现给出几种常规的组合方式，用户也可提出特殊的连接供货方式。

方式一：无连接件，链节数为奇数，链条两端均为内链节。

方式二：连接件与链条分开，但一起包装供应。



方式三：连接件装配在链条的一端。



方式四：连接件与过渡链接件组合连接在链条的一端。



方式五：用连接件将链条连接成环。



方式六：不用连接件，链条铆接成环。



方式七：链条两端均为连接件。



TRANSMISSION UIB Chain Excellent components

链条使用故障及解决方法

问题或故障	产生原因	纠正解决方法
零件遗失	装配调整	更换链条
	损坏后丢失	找出并消除损坏的大原因，更换链条
链条生锈	受潮	更换链条，防止链条受潮
	润滑油中含水	更换润滑油，并采取防水措施，更换链条
	润滑不充分	重新设计润滑系统，更换链条
	处于腐蚀性环境中	更换链条，并采取防护链条受腐蚀性侵害的措施
止锁件丢失或损坏	止锁件安装不当	止锁件开口背向运动方向
	碰到障碍	排除干扰故障，重新安装止锁件
	振动过大	更换大链轮，减小振动，重新安装止锁件
	速度过高	降低速度或重新设计用小节距链轮，更换链条
传动噪声大	链条碰到障碍	排除干扰障碍
	护罩或轴有松动	旋紧或安装好护罩或传动轴。链条已超出磨损范围，更换链条
	链条过松	调整张紧器，达到张紧链条的目的
	链轮磨损	更换链轮或将链轮转向（即受力未工作面）使用
	链条和链轮不匹配	重新计算链条链轮参数，选择更换
	传动中心距误差大	重新计算，确定合理的中心距和张紧力
	润滑不充分	按参数，重新确定润滑系统
	链条节距过大	采用小节距链条的传动
	链轮齿数过少	如有空间，增大链轮齿数
	链轮不共面	按要求重新校正链轮的平行度和轴向位移度
链条脱不开链轮	受力负载波动大	合理设计张紧机构
	链轮磨损严重	更换链轮
	链轮不共面	调正链轮并张紧传动链
链条振动过大	设备摇摆与链传动产生共振	调整设备或链条传动周期频率
	链条振动	使用大链轮，减小振动
	传动速度过高	降低速度，或用小节距链条

问题或故障	产生原因	纠正解决方法
链条爬齿或跳齿	链条过松	张紧链条
	链条磨损严重	更换链条
	链轮磨损严重	更换链轮
	过重或超载运行	消除过载因素和重新设计选用大档链条和链轮
链节产生死节	链轮不共面，单向挤压	校正链轮平行度和轴向位移度
	润滑不充分链节过烧	按工况，重新采取合理的润滑方式
	零件内产生腐蚀	根据使用条件，用抗腐蚀性链条替代
	过载运行使零件变形	消除过载原因，或用加强型链条
	铰链中有异物	清洗链条，加防护罩或过滤冷却润滑油
	过载或硬度过低，使链板外扩而无侧隙	消除过载因素；提高零件硬度，或控制原料脱碳贫碳
链板有裂纹或断裂	处于腐蚀环境产生应力，环境温度过低产生冷脆	排除干扰障碍
	超载严重	旋紧或安装好护罩或传动轴。链条已超出磨损范围，更换链条
	载荷大于链条动态载荷承受能力而疲劳断裂	调整张紧器，达到张紧链条的目的
	跳动共振	更换链轮或将链轮转向（即受力未工作面）使用
	链条传动长期处于震动	重新计算链条链轮参数，选择更换
	传动中瞬间惯性力过大	重新计算，确定合理的中心距和张紧力
链板孔拉大	过载	按参数，重新确定润滑系统
销轴在链板中旋转	润滑不充分过载	采用小节距链条的传动
销轴断裂	过载	如有空间，增大链轮齿数
销轴或套筒胶合	速度过快润滑不充分产生	按要求重新校正链轮的平行度和轴向位移度
滚子破裂或变形	速度快	合理设计张紧机构
	链轮过小	更换链轮
	链条齿爬	调正链轮并张紧传动链
	传动力过大	调整设备或链条传动周期频率
链板轮廓磨损	链条与防护罩、导轮或其它物体摩擦	消除碰到链条的障碍； 链板磨损达到 5%，链板表面已变色，应更换链条，消除干扰。

精密短节距滚子（套筒）链轮基本知识 Basic Knowledge Of Sprocket

链轮分类及标号示意 Sprocket Type And Label Meaning

标号示意 Label Meaning

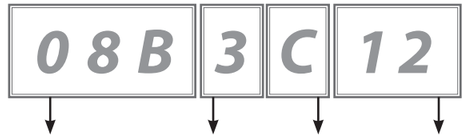

08B3C12 表示：链号为 08B 的三排双侧凸缘齿数 12 的链轮

Example: 08B3C12 mains Sprocket of chain No.08B Triplex Bilateral wheels and teeth No.12

链轮结构 Sprocket structure

A 型 A type
无凸缘
Without Wheels



B 型 B type
单侧凸缘
Unilateral Wheels



C 型 C type
双侧凸缘
Bilateral Wheels



链轮排数 Bay Number

单排
Simplex



双排
Duplex



三排
Triplex



链轮的结构 Sprocket Structure

结构形式 Structure Type	适用范围 Application Range	一般选用材质 Common material
整体结构 Integral Structure	标准链条 P=38.1 以下 单、双排及单、双凸缘 Standard chain below P=38.1,simple ,double and simple ,double flanged sprocket	Q235、Q345(16Mn)、10#、20#、45#、40Cr
焊接结构 Welding Structure	中、大规格单、双凸缘 Middle/Large Unilateral/Bilateral Wheels	Q235、Q345(16Mn)、10#、20#、45#、40Cr
铸造链轮 Casting Sprocket	大型链轮的加工 Large Sprocket Machine	HT150、HT200、ZG310−570(ZG45)、QT500−7,ZG40Cr

材料与热处理 Material and Heat-treatment

材料 Material	热处理 Heat-treatment	热处理后硬度 Hardness	应用范围 Range of Use
15、20	渗碳淬火＋回火 Carburizing&Quenching +Tempering	50~60HRC	Z<25, 有冲击载荷 Impact load
35	正火 Normalizing	160~200HBS	Z>25，正常工作条件 Normal working condition
40、50、ZG310−570	淬火＋回火 Quenching+Tempering	40~50HRC	无剧烈振动及冲击 No severe vibration and shock
15Cr、20Cr	渗碳淬火＋回火 Carburizing&Quenching +Tempering	50~60HRC	Z<25, 有动载荷及传递较大功率 Dynamic loads and transmission of higher power
35SiMn、40Cr、35CrMo	淬火＋回火 Quenching+Tempering	40~50HRC	使用优质链条的重要场合 Important conditions of using high quality chains
Q235、Q345	焊接后退火 Post-weld annealing	140HBS	中等速度、传递较大功率 Middle speed and transmit large power
灰铸铁（HT150 以上） Gray Iron (above HT150)	淬火＋回火 Quenching+Tempering	260~280HBS	Z>50 的从动链轮 Z>50 driven sprocket
夹布胶木 Fabroil	———	———	功率小于 6KW，速度较高，要求传动平稳和噪声小 Power less than 6KW,high speed,need stable and silence transmit

表面处理与选择 Surface Treatment Method

表面处理方式 Surface Treatment	表面膜 Surface Film	作用 Function	防锈 Rust Proof Level
发黑 / 发蓝 Black/Blue	Fe_3O_4	提高防锈能力 Improve anti-rust ability	低 Low
磷化 Phosphating	磷酸膜 Phosphate film	提高附着力，减磨润滑 Improve adhesion,Friction reduction, unti-rust	一般 Normal
镀锌（镍、铬） Galvanized (nickel, chrome)	异种金属膜 Dissimilar metal film	增加硬度、抗磨性，增加表面美观 Increase hardness, abrasion resistance, increase the surface appearance	强 Stronger
电泳 Electrophoresis	电泳漆膜 Electrophoretic Film	提高耐磨、耐冲击性 Improve wearing resistance and impact resistance	较强 Strong
喷（烤）漆 Spray (baking) paint	漆膜 Paint film	提高防锈能力，增加零件美观 Improve anti-rust ability, beatify parts	高 High

链轮齿形的几何形状与设计原则 Tooth Shape and Design

链轮齿形的几何形状 Sprocket Teeth Geometrical Shape

常见链轮的几何形状有三圆弧一直线形两圆弧一直线形两圆弧凸齿形、一圆弧一直线形、齿槽中心有偏移的直线齿形和直线齿形。

Including triarc with one straightline/biarc with one straightline/biarc with double wedge/single arc with one straightline/ straight tooth profile with offset centre of tooth ace /straight tooth profile.

设计原则 Design Discipline

链轮齿形设计主要应满足三方面要求：即啮合要求、使用要求、工艺性与精度要求。

a. 保证链条能顺利的啮入与啮出，不会有干涉现象。
b. 具有足够的容纳链条节距伸长的能力。
c. 具有合理的作用角。
d. 齿廓曲线与链传动工况相适应。

Including:mesh requirment/operating requirment/manufacturability and precision requirment.

- Guarantee chains can engaging in and out without interference.
- The ability of adopting the
- prolongation of chain pitch.
- Motocycle chain transmission system.
- Reasonable action-angle
- Tooth curve match the transmit
- working condition.

常用标准与齿形 Standard & Teeth Profile

常用标准 Surface Film		齿形 Surface Film
世界标准 World standard	ISO 606	三圆弧一直线，两圆弧 Triarc with one staightline,biarc
中国标准 Chinese standard	GB/T 1243	三圆弧一直线，两圆弧 triarc with one staightline,biarc
英国标准 British standard	BS228	三圆弧一直线，两圆弧 triarc with one staightline,biarc
欧洲标准 Europe standard	DIN 8187	三圆弧一直线，两圆弧 triarc with one staightline,biarc
日本标准 Japanese standard	JIS B 1801	S 型、U 型 S type/U type

齿槽的形状

■ 双圆弧

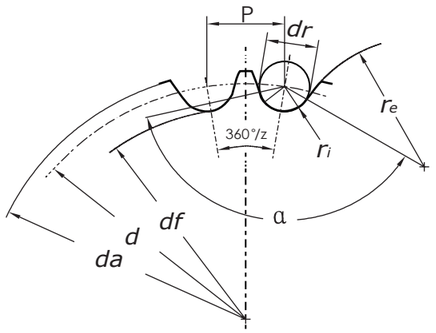

参数计算公式

分度圆直径 $d=P/\sin(180°/Z)$

齿顶圆直径 $da_{max}=d+1.25P-dr$

$da_{min}=d+(1-1.6/Z)P-dr$

齿根圆直径 $df=d-dr$

注：链轮的实际齿槽形状，应在最大齿槽形状和最小齿槽形状的范围内。

链轮参数应注明：节距 P、齿数 Z、滚子直径 dr

工作图中应注明：齿顶圆 da、分度圆直径 d

名称	单位	计算公式	
		最大齿槽宽	最小齿槽宽
齿侧圆弧半径 r_e	mm	$r_{e\min}=0.008dr(z^2+180)$	$r_{e\max}=0.12dr(z+2)$
滚子定位圆弧 r_i		$r_{i\max}=0.505dr+0.069\sqrt[3]{dr}$	$r_{i\min}=0.505dr$
滚子定位角 α	(°)	$\alpha_{min}=120°-90°/Z$	$\alpha_{max}=140°-90°/Z$

■ 三圆弧一直线

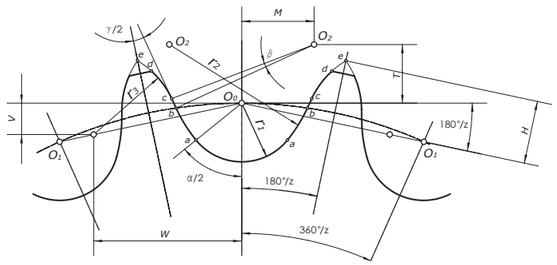

常用的链轮端面齿形见图一。它是在三段圆弧 aa、ab、cd 和一段直线 bc 构成，简称三圆弧一直线齿形。齿形用标准刀具加工，链轮工作图上不必绘制端面齿形，只需在图上注明“齿形按 GB/T1243-2006 规定制造”即可，但应绘制链轮的轴面齿形，尺寸见“轴面齿廓尺寸”。

名称		单位	计算公式
齿沟圆弧半径 r_i		mm	$r_i=0.5025dr+0.05$
齿沟半角 $\alpha/2$		(°)	$\alpha/2=55°-60°/Z$
工作段圆弧中心 O_2 的坐标	M	mm	$M=0.8dr(\sin a/2)$
	T		$T=0.8dr(\cos a/2)$
工作段圆弧半径 r_2			$r_2=1.3025dr+0.05$
工作段圆弧中心角 β		(°)	$\beta=18°-56°/Z$
齿顶圆弧中心 O_3 的坐标	W	mm	$W=1.3dr(\cos 180°/Z)$
	V		$V=1.3dr(\sin 180°/Z)$

名称	单位	计算公式
齿形半角 $\gamma/2$	(°)	$\gamma/2=17°-64°/Z$
齿沟圆弧半径 r_3	mm	$r_3=dr(1.3\cos\gamma/2+0.8\cos\beta-1.3025)-0.05$
工作段直线部分长度 bc		$\overline{bc}=dr(1.3\cos\gamma/2+0.8\cos\beta)$
e 点至齿沟圆弧中心连线的距离 H		$H=\sqrt{r_3^2-(1.3dr-p_0/2)^2}$ $p_0=p(1+\frac{2ri-dr}{d})$

注：齿沟圆弧半径 ri，允许比上式计算的大 0.0015dr+0.06mm。

轴面齿廓尺寸

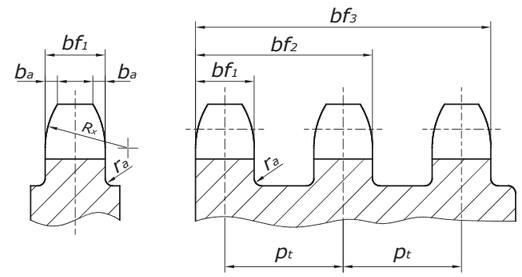

名称		计算公式		说明
		P ≤ 12.7	P > 12.7	
齿宽 bf1	单排	0.93b1	0.95b1	当 P > 12.7 时，经制造厂同意，也可使用 P ≤ 12.7 的齿宽
	双排、三排	0.91b1	0.93b1	n- 排数
链轮齿总宽 bfn		Bfn=(n-1)Pt+bf1		
齿侧半径 rx		rx=P		
齿侧倒角 ba		链号 081、083、084 及 085 时，ba=0.06P；其它链号时 ba=0.13P		
凸缘（或排间槽）圆角半径 ra		ra=0.04P		

注：齿宽 bf1 的偏差为 h/4。

项目	尺寸段	上偏差	下偏差
齿根圆直径极限偏差、量柱距极限偏差	Df ≤ 127	0	-0.25
	127 < df ≤ 250	0	-0.30
	250 < df	0	h11
齿宽公差	h14		
轴孔与齿根圆跳动指示值	0.0008df+0.08mm 或 0.15mm 最大值，最大为 0.76mm		
轴孔与齿侧面跳动指示值	0.0009df+0.08mm，最大为 1.14mm		

滚子链传动的设计步骤和传动参数选择

■ 传动比 i

链的传动比一般≤ 8，在低速和外廓尺寸不受限制的地方允许到 10。如传动比过大，则链包在小链轮上的包角过小，啮合的齿数太少，这将加速轮齿的磨损，容易出现跳齿，破坏正常啮合。通常包角最好不小于 120，推荐传动比 i =2~3.5。

■ 链轮齿数 Z_1 和 Z_2

首先应合理选择小链轮齿数 Z_1。小链轮齿数不宜过少，过少时，传动不平稳、动载荷及链条磨损加剧，摩擦消耗功率增大，铰链的比压加大及链的工作拉力增大。但是 Z_1 不能太大，因为 Z_1 大，Z_2 更大，不仅增大传动尺寸，而且铰链磨损后容易引起脱链，将缩短链的使用寿命。因为若链条的铰链发生磨损，将使链条节距变长、链轮节圆 d' 向齿顶移动。节距增长量 Δp 与节圆外移量 Δd' 的关系，可由式导出：

$$\triangle d' = \triangle p / \sin(180^\circ / Z_1)$$

由此可知 Δp 一定时，齿数越多节圆外移量 Δd' 就越大，也越容易发生跳齿和脱链现象。

滚子链的小链轮齿数按下表推荐范围选择。

小链轮齿数 z1

传动比	1~2	3~4	5~6	>6
Z1	31~27	25~23	21~17	17

大链轮齿数 Z_2

按 $Z_2=i \cdot Z_1$ 确定，一般应使 $Z_2 \leqslant 120$。

在选取链轮齿数时，应同时考虑到均匀磨损的问题。由于链节数最好选用偶数，所以链轮齿数最好选质数或不能整除链节数的数。

■ 链速和链轮的极限转速

链速的提高受到动载荷的限制，所以一般最好不超过 12m/s。链轮最大许用传动功率时的转速为最佳转速。

■ 链节距

链节距愈大，链和链轮齿各部尺寸也愈大，链的拉曳能力也愈大，但传动的速度不均匀性、动载荷、噪声等都将增加。因此设计时，在承载能力足够的条件下，应选取较小节距的单排链，高速重载时，可选用小节距的多排链。

■ 链的长度和中心距

若链传动中心距过小，则小链轮上的包角也小，同时啮合的链轮齿数也减少；若中心过大，则易使链条抖动。一般可取中心距 $a=(30-50)p$，最大中心距 $a_{max} \leqslant 80p$。链的长度常用链节数 Lp 表示。按带传动求带长的公式可导出

$$Lp=2\frac{a}{p}+\frac{Z_1+Z_2}{2}+\frac{p}{a}\left(\frac{Z_2-Z_1}{\pi}\right)^2$$

式中 a — 链传动的中心距。

由此算出的链的节数，必须圆整为整数，且最好为偶数。然后根据圆整后的链节数用下式计算实际中心距：

$$a=\frac{p}{4}\left[\left(Lp-\frac{Z_1+Z_2}{2}\right)+\sqrt{\left(Lp-\frac{Z_1+Z_2}{2}\right)^2-8\left(\frac{Z_2-Z_1}{2\pi}\right)^2}\right]$$

为了便于安装链条和调节链的张紧程度，一般中心距设计成可以调节的。若中心距不能调节而又没有张紧装置时，应将计算的中心距减小 2-5mm。这样可使链条有小的初垂度，以保持链传动的张紧。

■ 链传动的张紧

链传动中如松边垂度过大，将引起啮合不良和链条振动，所以链传动张紧的目的和带传动不同，张紧力并不决定链的工作能力，而只是决定垂度的大小。

张紧的方法很多，最常见的是移动链轮以增大两轮的中心距。但如中心距不可调时，也可以采用张紧轮张紧，张紧轮应装在靠近主动链轮的松边上。不论是带齿的还是不带齿的张紧轮，其分度圆直径最好与小链轮的分度圆直径相近。此外还可以用压板或托板张紧。特别是中心距大的链传动，用托板控制垂度更为合理。